



BMCRC-MRO CHAMPIONSHIPS

2022

Round 1
Brands Hatch Indy
12th / 13th March 2022



Timing & Results Provided by Timing Solutions Ltd

www.tsl-timing.com



illuminate~~e~~design

ILLUMINATE DESIGN 250 MZ & TAYMAR MOTORCYCLES BLUE HAZE GPF



BMCRC-MRO Championships - Round 1
Brands Hatch Indy
12th / 13th March 2022



Timing & Results Provided by Timing Solutions Ltd

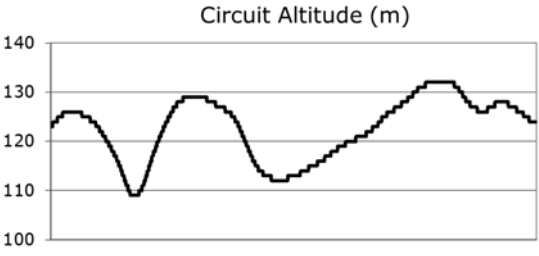
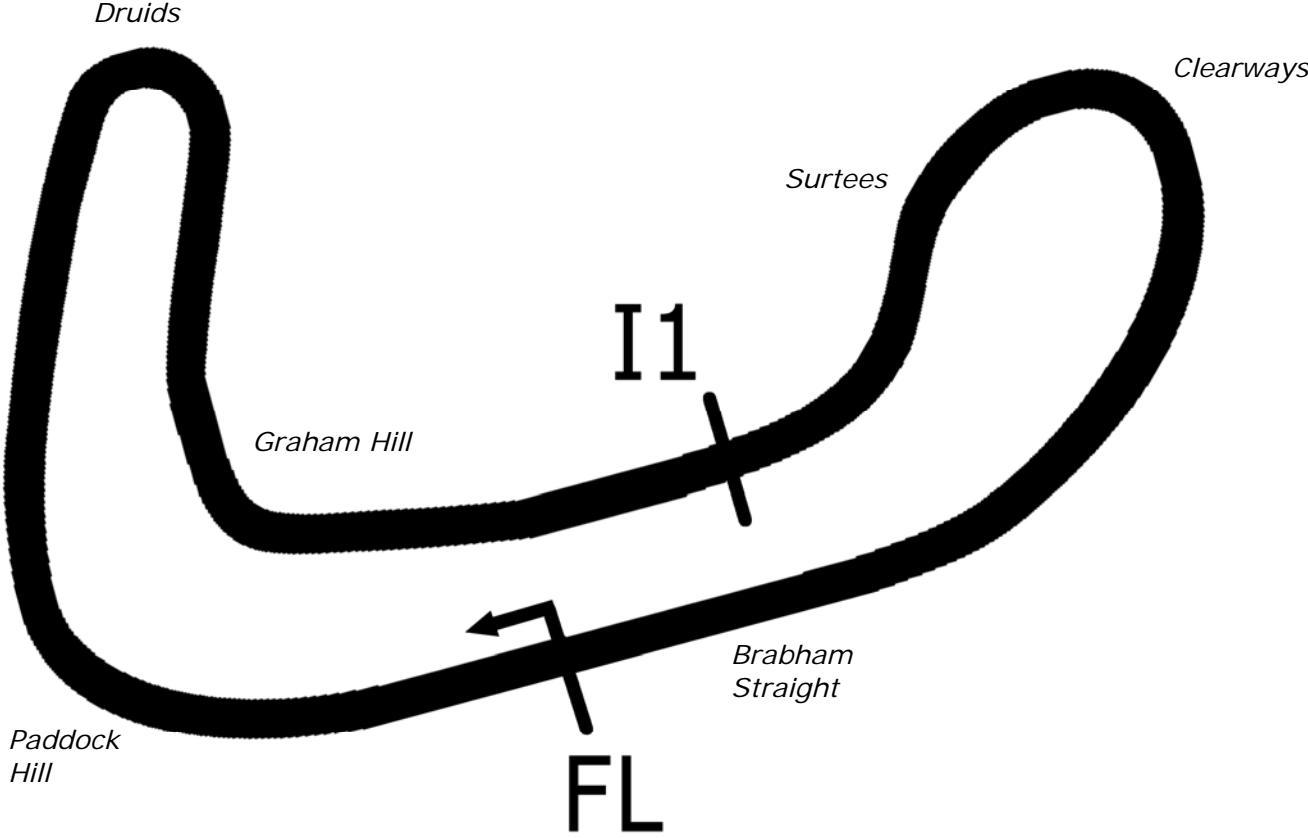
www.tsl-timing.com

Brands Hatch Indy



SPORTS TIMING

TIMING SOLUTIONS LTD



Length	1.2079 miles	1944.0 m	
FL		51.36032 N	0.26032 E
I1	1112m	51.35934 N	0.25955 E
Pit Entry	1669m	51.35911 N	0.25743 E
Pit Exit	26m after FL	51.36027 N	0.26078 E
Pit Entry–Pit Exit 277m, 16.6s @60kph, 12.4s @80kph			

BMCRC - MRO Championships 2022 - Rnd 1 @ Brands Hatch Indy

Illuminate Design 250MZs & Blue Haze GPF



QUALIFYING - CLASSIFICATION

POS	NO	CL	PIC NAME	ENTRY	TIME	ON	LAPS	GAP	DIFF	MPH
1	55	GPF	1 Paul TOLAND	Yamaha TZR250 - Kippers keys	56.362	11	11			77.15
2	88	GPF	2 Michael STANLEY	Yamaha TZR 250 -	57.306	3	10	0.944	0.944	75.88
3	4	GPF	3 James SEATH	Aprilia RS250 - Ovenden Earthmoving	57.726	9	13	1.364	0.420	75.33
4	75		1 Peter WOODALL	MZ ETZ250 - Online Lubricants	57.769	11	11	1.407	0.043	75.27
5	60	GPF	4 Daniel GOUGH	Yamaha TZR 250 - G Force Motorcycles	58.107	3	7	1.745	0.338	74.83
6	69		2 Alexander MANN	MZ TS 250 - HS RACING	58.303	12	13	1.941	0.196	74.58
7	26	GPF	5 Damian LEE	Yamaha TZR250 - Leed Autos	58.325	8	12	1.963	0.022	74.55
8	85		3 Andrew WALES	MZ ETZ250 - Illuminated Design LTD	58.606	13	13	2.244	0.281	74.20
9	95		4 Christopher ROGERS	MZ ETZ250 - CB Racing	58.885	4	10	2.523	0.279	73.84
10	81		5 Scott GRANT	MZ ETZ250 - Katie, Mum and Dad	58.930	9	11	2.568	0.045	73.79
11	125	GPF	6 Steve HIGERTY	Yamaha TZR250 - Yellow House/Cambridge MC's	59.192	9	11	2.830	0.262	73.46
12	333	GPF	7 Mark STUBBERFIELD	Yamaha TZR250 - Polished concrete London	59.257	2	13	2.895	0.065	73.38
13	141	GPF	8 David ABRAHAM	Suzuki RG570 - Cambridge Motorcycles	59.501	4	4	3.139	0.244	73.08
14	71	GPF	9 Richard HICKLING	Aprilia RS 125 - Millstream Motor Services & Ringwood	1:00.299	9	9	3.937	0.798	72.11
15	96		6 Chris KENT	MZ ETZ250 - Powder House Coatings Ltd	1:00.361	5	9	3.999	0.062	72.04
16	70	GPF	10 Andrew BURSCOUGH	Yamaha YPVS 350 - Apollo/Merlin/Abbey/Martitanium	1:00.473	6	6	4.111	0.112	71.90
17	32		7 John ASHMEAD	MZ ETZ250 -	1:01.265	5	5	4.903	0.792	70.98
18	199	GPF	11 Michael FROST	Yamaha TZR250 -	1:01.336	5	5	4.974	0.071	70.89
19	22		8 Simon FINCH	MZ ETZ250 - BlueCloud Projects Ltd	1:01.911	2	10	5.549	0.575	70.23
20	3		9 Max MAUD	MZ ETZ 250 -	1:03.371	9	12	7.009	1.460	68.62
21	14		10 Andy MARKS	MZ ETZ250 - Kingpin Components	1:03.654	8	12	7.292	0.283	68.31
22	565	R	1 Louis KERSHAW	MZ ETZ250 -	1:04.075	9	12	7.713	0.421	67.86
23	13	R	2 Gordon RYAN	MZ ETZ250 - Prism Work Psychology	1:04.965	8	11	8.603	0.890	66.93
24	38		11 Chris PETTET	MZ ETZ250 -	1:04.989	4	4	8.627	0.024	66.91
25	66	R	3 Graeme LEWIS	MZ ETZ250 -	1:05.054	2	12	8.692	0.065	66.84
26	93		12 Caleb WRIGHT	MZ ETZ250 - Chilton Motors	1:06.336	11	11	9.974	1.282	65.55
27	8	R	4 Rich ASKEW	MZ ETZ250 -	1:07.765	8	11	11.403	1.429	64.17
28	24	R	5 Tony PARKER	MZ ETZ250 -	1:08.841	11	11	12.479	1.076	63.16
29	167	GPF	12 Mark BAILEY	Yamaha TZR - South Eastern Air Conditioning Ltd	1:09.069	4	6	12.707	0.228	62.96
30	63		13 Clive HILLIER	MZ ETZ250 - my pension	1:09.842	6	11	13.480	0.773	62.26

Weather / Track : Cloudy / Dry

These results are provisional until the conclusion of any judicial and technical matters.

Brands Hatch Indy: 1.2079 miles
Date: 12/03/2022 Start: 11:03 Finish: 11:16

Clerk Of Course :	Stewards :	Timekeeper : Craig Smith
-------------------	------------	--------------------------

Results can be found at www.tsl-timing.com

Printed - 11:19 Saturday, 12 March 2022



BMCRC - MRO Championships 2022 - Rnd 1 @ Brands Hatch Indy

Illuminate Design 250MZs & Blue Haze GPF

QUALIFYING - SECTOR ANALYSIS



SECTOR 1 = FL to I1, SECTOR 2 = I1 to FL, DIFF = Difference To Personal Best Lap, P = Crossed Finish Line in Pit Lane, D = Time Disallowed

P1 55 GPF Paul TOLAND		Yamaha TZR250 - Kippers keys				
IDEAL LAP TIME : 56.317		BEST LAP TIME : 56.362		DIFFERENCE : 0.045		
LAP	SECTOR 1	SECTOR 2	LAP TIME	MPH	DIFF	TIME OF DAY
1 -	OUTLAP	29.212	1:18.761	55.21	22.399	11:07:38.351
2 -	38.558	23.632	1:02.190	69.92	5.828	11:08:40.541
3 -	34.844	23.362	58.206	74.71	1.844	11:09:38.747
4 -	35.478	22.595	58.073	74.88	1.711	11:10:36.820
5 -	35.321	23.721	59.042	73.65	2.680	11:11:35.862
6 -	34.244	22.663	56.907	76.41	0.545	11:12:32.769
7 -	34.109	22.746	56.855 (3)	76.48	0.493	11:13:29.624
8 -	34.761	22.700	57.461	75.67	1.099	11:14:27.085
9 -	34.478	22.287	56.765 (2)	76.60	0.403	11:15:23.850
10 -	34.978	23.311	58.289	74.60	1.927	11:16:22.139
11 -	34.030	22.332	56.362 (1)	77.15		11:17:18.501

P2 88 GPF Michael STANLEY		Yamaha TZR 250 -				
IDEAL LAP TIME : 57.263		BEST LAP TIME : 57.306		DIFFERENCE : 0.043		
LAP	SECTOR 1	SECTOR 2	LAP TIME	MPH	DIFF	TIME OF DAY
1 -	OUTLAP	23.961	1:03.492	68.49	6.186	11:07:36.194
2 -	35.459	23.121	58.580	74.23	1.274	11:08:34.774
3 -	34.388	22.918	57.306 (1)	75.88		11:09:32.080
4 -	35.682	22.875	58.557 (3)	74.26	1.251	11:10:30.637
5 -	34.547	23.214	57.761 (2)	75.28	0.455	11:11:28.398
6 -	35.719	23.897	59.616	72.94	2.310	11:12:28.014
7 -	35.853	24.459	1:00.312	72.10	3.006	11:13:28.326
8 -	35.236	23.397	58.633	74.16	1.327	11:14:26.959
9 -	35.509	23.720	59.229	73.42	1.923	11:15:26.188
10 -	35.740	23.764	59.504	73.08	2.198	11:16:25.692

P3 4 GPF James SEATH		Aprilia RS250 - Ovenden Earthmoving				
IDEAL LAP TIME : 57.426		BEST LAP TIME : 57.726		DIFFERENCE : 0.300		
LAP	SECTOR 1	SECTOR 2	LAP TIME	MPH	DIFF	TIME OF DAY
1 -	39.471	23.906	1:03.377	68.61	5.651	11:05:48.972
2 -	36.612	23.511	1:00.123	72.32	2.397	11:06:49.095
3 -	36.311	23.812	1:00.123	72.32	2.397	11:07:49.218
4 -	35.688	23.512	59.200	73.45	1.474	11:08:48.418
5 -	35.322	23.071	58.393	74.47	0.667	11:09:46.811
6 -	36.239	23.659	59.898	72.60	2.172	11:10:46.709
7 -	34.985	22.861	57.846 (3)	75.17	0.120	11:11:44.555
8 -	34.717	23.672	58.389	74.47	0.663	11:12:42.944
9 -	34.565	23.161	57.726 (1)	75.33		11:13:40.670
10 -	35.329	23.071	58.400	74.46	0.674	11:14:39.070
11 -	35.594	23.062	58.656	74.13	0.930	11:15:37.726
12 -	34.633	23.116	57.749 (2)	75.30	0.023	11:16:35.475
13 -	34.723	24.456	59.179	73.48	1.453	11:17:34.654

P4 75 Peter WOODALL		MZ ETZ250 - Online Lubricants				
IDEAL LAP TIME : 57.766		BEST LAP TIME : 57.769		DIFFERENCE : 0.003		
LAP	SECTOR 1	SECTOR 2	LAP TIME	MPH	DIFF	TIME OF DAY
1 -	36.997	24.394	1:01.391	70.83	3.622	11:06:02.386
2 -	35.400	23.925	59.325	73.30	1.556	11:07:01.711
3 -	35.453	23.534	58.987	73.72	1.218	11:08:00.698
4 -	35.380	23.296	58.676	74.11	0.907	11:08:59.374
5 -	35.650	23.385	59.035	73.66	1.266	11:09:58.409
6 -	35.564	24.367	59.931	72.56	2.162	11:10:58.340
7 -	34.991	23.244	58.235	74.67	0.466	11:11:56.575
8 -	34.746	23.277	58.023 (3)	74.94	0.254	11:12:54.598
9 -	34.886	23.460	58.346	74.53	0.577	11:13:52.944
10 -	34.769	23.190	57.959 (2)	75.02	0.190	11:14:50.903
11 -	34.576	23.193	57.769 (1)	75.27		11:15:48.672

BMCRC - MRO Championships 2022 - Rnd 1 @ Brands Hatch Indy

Illuminate Design 250MZs & Blue Haze GPF

QUALIFYING - SECTOR ANALYSIS



SECTOR 1 = FL to I1, SECTOR 2 = I1 to FL, DIFF = Difference To Personal Best Lap, P = Crossed Finish Line in Pit Lane, D = Time Disallowed

P5 60 GPF Daniel GOUGH		Yamaha TZR 250 - G Force Motorcycles				
IDEAL LAP TIME : 58.065		BEST LAP TIME : 58.107		DIFFERENCE : 0.042		
LAP	SECTOR 1	SECTOR 2	LAP TIME	MPH	DIFF	TIME OF DAY
1 -	36.688	23.476	1:00.164	72.27	2.057	11:06:12.789
2 -	35.729	23.013	58.742 (3)	74.02	0.635	11:07:11.531
3 -	35.052	23.055	58.107 (1)	74.83		11:08:09.638
4 -	37.847	23.206	1:01.053	71.22	2.946	11:09:10.691
5 -	35.365	23.688	59.053	73.63	0.946	11:10:09.744
6 -	35.311	23.287	58.598 (2)	74.21	0.491	11:11:08.342
7 -	35.291	23.556	58.847	73.89	0.740	11:12:07.189

P6 69 Alexander MANN		MZ TS 250 - HS RACING				
IDEAL LAP TIME : 58.189		BEST LAP TIME : 58.303		DIFFERENCE : 0.114		
LAP	SECTOR 1	SECTOR 2	LAP TIME	MPH	DIFF	TIME OF DAY
1 -	41.322	25.497	1:06.819	65.08	8.516	11:05:34.442
2 -	36.978	24.089	1:01.067	71.21	2.764	11:06:35.509
3 -	36.845	24.907	1:01.752	70.42	3.449	11:07:37.261
4 -	36.101	23.597	59.698	72.84	1.395	11:08:36.959
5 -	36.469	23.450	59.919	72.57	1.616	11:09:36.878
6 -	35.886	23.636	59.522	73.05	1.219	11:10:36.400
7 -	36.016	24.506	1:00.522	71.85	2.219	11:11:36.922
8 -	35.304	23.843	59.147	73.52	0.844	11:12:36.069
9 -	35.189	23.254	58.443 (2)	74.40	0.140	11:13:34.512
10 -	35.199	23.566	58.765 (3)	73.99	0.462	11:14:33.277
11 -	35.257	23.820	59.077	73.60	0.774	11:15:32.354
12 -	34.935	23.368	58.303 (1)	74.58		11:16:30.657
13 -	36.124	23.310	59.434	73.16	1.131	11:17:30.091

P7 26 GPF Damian LEE		Yamaha TZR250 - Leed Autos				
IDEAL LAP TIME : 58.039		BEST LAP TIME : 58.325		DIFFERENCE : 0.286		
LAP	SECTOR 1	SECTOR 2	LAP TIME	MPH	DIFF	TIME OF DAY
1 -	39.448	24.672	1:04.120	67.81	5.795	11:06:12.329
2 -	37.229	23.975	1:01.204	71.05	2.879	11:07:13.533
3 -	36.335	23.328	59.663	72.88	1.338	11:08:13.196
4 -	37.624	23.238	1:00.862	71.45	2.537	11:09:14.058
5 -	35.744	23.121	58.865 (2)	73.87	0.540	11:10:12.923
6 -	35.737	23.479	59.216	73.43	0.891	11:11:12.139
7 -	35.754	23.365	59.119	73.55	0.794	11:12:11.258
8 -	34.918	23.407	58.325 (1)	74.55		11:13:09.583
9 -	36.244	23.377	59.621	72.93	1.296	11:14:09.204
10 -	36.270	23.410	59.680	72.86	1.355	11:15:08.884
11 -	35.771	23.236	59.007 (3)	73.69	0.682	11:16:07.891
12 -	36.216	23.297	59.513	73.06	1.188	11:17:07.404

P8 85 Andrew WALES		MZ ETZ250 - Illuminated Design LTD				
IDEAL LAP TIME : 58.495		BEST LAP TIME : 58.606		DIFFERENCE : 0.111		
LAP	SECTOR 1	SECTOR 2	LAP TIME	MPH	DIFF	TIME OF DAY
1 -	36.787	24.296	1:01.083	71.19	2.477	11:05:20.814
2 -	36.006	23.997	1:00.003	72.47	1.397	11:06:20.817
3 -	35.794	24.377	1:00.171	72.27	1.565	11:07:20.988
4 -	37.112	24.241	1:01.353	70.87	2.747	11:08:22.341
5 -	35.887	24.125	1:00.012	72.46	1.406	11:09:22.353
6 -	36.239	24.089	1:00.328	72.08	1.722	11:10:22.681
7 -	35.309	23.882	59.191 (3)	73.46	0.585	11:11:21.872
8 -	35.811	24.014	59.825	72.68	1.219	11:12:21.697
9 -	36.447	24.275	1:00.722	71.61	2.116	11:13:22.419
10 -	35.238	25.737	1:00.975	71.31	2.369	11:14:23.394
11 -	35.720	24.445	1:00.165	72.27	1.559	11:15:23.559
12 -	34.919	24.159	59.078 (2)	73.60	0.472	11:16:22.637
13 -	35.030	23.576	58.606 (1)	74.20		11:17:21.243

BMCRC - MRO Championships 2022 - Rnd 1 @ Brands Hatch Indy

Illuminate Design 250MZs & Blue Haze GPF

QUALIFYING - SECTOR ANALYSIS



SECTOR 1 = FL to I1, SECTOR 2 = I1 to FL, DIFF = Difference To Personal Best Lap, P = Crossed Finish Line in Pit Lane, D = Time Disallowed

P9 95 Christopher ROGERS		MZ ETZ250 - CB Racing				
IDEAL LAP TIME : 58.520		BEST LAP TIME : 58.885		DIFFERENCE : 0.365		
LAP	SECTOR 1	SECTOR 2	LAP TIME	MPH	DIFF	TIME OF DAY
1 -	39.033	24.347	1:03.380	68.61	4.495	11:05:30.878
2 -	36.485	23.556	1:00.041	72.42	1.156	11:06:30.919
3 -	36.558	23.947	1:00.505	71.87	1.620	11:07:31.424
4 -	35.492	23.393	58.885 (1)	73.84		11:08:30.309
5 -	35.376	23.642	59.018 (2)	73.68	0.133	11:09:29.327
6 -	35.127	24.257	59.384 (3)	73.22	0.499	11:10:28.711
7 -	35.313	24.262	59.575	72.99	0.690	11:11:28.286
8 -	36.882	23.951	1:00.833	71.48	1.948	11:12:29.119
9 -	35.842	23.780	59.622	72.93	0.737	11:13:28.741
10 -	37.638	24.320	1:01.958	70.18	3.073	11:14:30.699

P10 81 Scott GRANT		MZ ETZ250 - Katie, Mum and Dad				
IDEAL LAP TIME : 58.930		BEST LAP TIME : 58.930		DIFFERENCE : 0.000		
LAP	SECTOR 1	SECTOR 2	LAP TIME	MPH	DIFF	TIME OF DAY
1 -	OUTLAP	24.491	1:06.474	65.41	7.544	11:07:23.745
2 -	37.707	24.482	1:02.189	69.92	3.259	11:08:25.934
3 -	37.012	24.671	1:01.683	70.49	2.753	11:09:27.617
4 -	36.409	24.772	1:01.181	71.07	2.251	11:10:28.798
5 -	36.018	24.361	1:00.379	72.02	1.449	11:11:29.177
6 -	36.094	23.811	59.905	72.59	0.975	11:12:29.082
7 -	35.446	24.002	59.448 (3)	73.14	0.518	11:13:28.530
8 -	35.974	23.970	59.944	72.54	1.014	11:14:28.474
9 -	35.236	23.694	58.930 (1)	73.79		11:15:27.404
10 -	35.646	23.852	59.498	73.08	0.568	11:16:26.902
11 -	35.325	23.800	59.125 (2)	73.54	0.195	11:17:26.027

P11 125 GPF Steve HIGERTY		Yamaha TZR250 - Yellow House/Cambridge MC's				
IDEAL LAP TIME : 59.037		BEST LAP TIME : 59.192		DIFFERENCE : 0.155		
LAP	SECTOR 1	SECTOR 2	LAP TIME	MPH	DIFF	TIME OF DAY
1 -	39.096	24.743	1:03.839	68.11	4.647	11:06:09.669
2 -	37.143	24.109	1:01.252	70.99	2.060	11:07:10.921
3 -	37.089	23.750	1:00.839	71.47	1.647	11:08:11.760
4 -	39.966	23.709	1:03.675	68.29	4.483	11:09:15.435
5 -	37.244	23.985	1:01.229	71.02	2.037	11:10:16.664
6 -	36.537	23.965	1:00.502	71.87	1.310	11:11:17.166
7 -	37.124	IN PIT	1:46.470 P	40.84	47.278	11:13:03.636
8 -	OUTLAP	23.829	1:05.430	66.46	6.238	11:14:09.066
9 -	36.269	22.923	59.192 (1)	73.46		11:15:08.258
10 -	36.114	23.306	59.420 (3)	73.18	0.228	11:16:07.678
11 -	36.117	23.250	59.367 (2)	73.24	0.175	11:17:07.045

P12 333 GPF Mark STUBBERFIELD		Yamaha TZR250 - Polished concrete London				
IDEAL LAP TIME : 59.101		BEST LAP TIME : 59.257		DIFFERENCE : 0.156		
LAP	SECTOR 1	SECTOR 2	LAP TIME	MPH	DIFF	TIME OF DAY
1 -	36.777	23.731	1:00.508	71.86	1.251	11:05:21.162
2 -	35.875	23.382	59.257 (1)	73.38		11:06:20.419
3 -	36.321	24.044	1:00.365	72.03	1.108	11:07:20.784
4 -	36.173	23.817	59.990	72.48	0.733	11:08:20.774
5 -	36.012	23.491	59.503 (3)	73.08	0.246	11:09:20.277
6 -	36.053	23.572	59.625	72.93	0.368	11:10:19.902
7 -	35.719	23.961	59.680	72.86	0.423	11:11:19.582
8 -	36.997	23.945	1:00.942	71.35	1.685	11:12:20.524
9 -	37.514	23.836	1:01.350	70.88	2.093	11:13:21.874
10 -	36.263	24.595	1:00.858	71.45	1.601	11:14:22.732
11 -	36.300	24.063	1:00.363	72.04	1.106	11:15:23.095
12 -	35.786	25.081	1:00.867	71.44	1.610	11:16:23.962
13 -	35.925	23.563	59.488 (2)	73.10	0.231	11:17:23.450

BMCRC - MRO Championships 2022 - Rnd 1 @ Brands Hatch Indy

Illuminate Design 250MZs & Blue Haze GPF

QUALIFYING - SECTOR ANALYSIS



SECTOR 1 = FL to I1, SECTOR 2 = I1 to FL, DIFF = Difference To Personal Best Lap, P = Crossed Finish Line in Pit Lane, D = Time Disallowed

P13 141 GPF		David ABRAHAM		Suzuki RG570 - Cambridge Motorcycles			
IDEAL LAP TIME : 59.405		BEST LAP TIME : 59.501		DIFFERENCE : 0.096			
LAP	SECTOR 1	SECTOR 2	LAP TIME	MPH	DIFF	TIME OF DAY	
1 -	41.186	25.549	1:06.735	65.16	7.234	11:05:37.451	
2 -	38.548	24.169	1:02.717 (3)	69.33	3.216	11:06:40.168	
3 -	37.137	23.272	1:00.409 (2)	71.98	0.908	11:07:40.577	
4 -	36.133	23.368	59.501 (1)	73.08		11:08:40.078	

P14 71 GPF		Richard HICKLING		Aprilia RS 125 - Millstream Motor Services & Ringwood Tyres			
IDEAL LAP TIME : 1:00.299		BEST LAP TIME : 1:00.299		DIFFERENCE : 0.000			
LAP	SECTOR 1	SECTOR 2	LAP TIME	MPH	DIFF	TIME OF DAY	
1 -	OUTLAP	26.922	1:14.706	58.20	14.407	11:06:46.172	
2 -	38.590	25.348	1:03.938	68.01	3.639	11:07:50.110	
3 -	37.982	25.658	1:03.640	68.33	3.341	11:08:53.750	
4 -	37.620	24.762	1:02.382	69.70	2.083	11:09:56.132	
5 -	37.649	25.319	1:02.968	69.06	2.669	11:10:59.100	
6 -	37.078	24.686	1:01.764 (3)	70.40	1.465	11:12:00.864	
7 -	36.915	25.047	1:01.962	70.18	1.663	11:13:02.826	
8 -	36.765	24.444	1:01.209 (2)	71.04	0.910	11:14:04.035	
9 -	36.356	23.943	1:00.299 (1)	72.11		11:15:04.334	

P15 96		Chris KENT		MZ ETZ250 - Powder House Coatings Ltd			
IDEAL LAP TIME : 1:00.045		BEST LAP TIME : 1:00.361		DIFFERENCE : 0.316			
LAP	SECTOR 1	SECTOR 2	LAP TIME	MPH	DIFF	TIME OF DAY	
1 -	39.918	25.047	1:04.965	66.93	4.604	11:05:32.880	
2 -	37.176	24.349	1:01.525	70.68	1.164	11:06:34.405	
3 -	36.396	24.497	1:00.893	71.41	0.532	11:07:35.298	
4 -	36.392	24.403	1:00.795	71.52	0.434	11:08:36.093	
5 -	36.099	24.262	1:00.361 (1)	72.04		11:09:36.454	
6 -	36.523	23.946	1:00.469 (2)	71.91	0.108	11:10:36.923	
7 -	36.251	24.801	1:01.052	71.22	0.691	11:11:37.975	
8 -	36.189	24.471	1:00.660 (3)	71.68	0.299	11:12:38.635	
9 -	36.784	24.118	1:00.902	71.40	0.541	11:13:39.537	

P16 70 GPF		Andrew BURSCOUGH		Yamaha YPVS 350 - Apollo/Merlin/Abbey/Martitanium			
IDEAL LAP TIME : 1:00.473		BEST LAP TIME : 1:00.473		DIFFERENCE : 0.000			
LAP	SECTOR 1	SECTOR 2	LAP TIME	MPH	DIFF	TIME OF DAY	
1 -	43.121	26.244	1:09.365	62.69	8.892	11:06:24.686	
2 -	44.663	28.344	1:13.007	59.56	12.534	11:07:37.693	
3 -	39.035	25.218	1:04.253	67.67	3.780	11:08:41.946	
4 -	37.867	25.059	1:02.926 (3)	69.10	2.453	11:09:44.872	
5 -	36.963	25.102	1:02.065 (2)	70.06	1.592	11:10:46.937	
6 -	36.556	23.917	1:00.473 (1)	71.90		11:11:47.410	

P17 32		John ASHMEAD		MZ ETZ250 -			
IDEAL LAP TIME : 1:01.265		BEST LAP TIME : 1:01.265		DIFFERENCE : 0.000			
LAP	SECTOR 1	SECTOR 2	LAP TIME	MPH	DIFF	TIME OF DAY	
1 -	OUTLAP	25.109	1:07.720	64.21	6.455	11:08:27.559	
2 -	37.972	24.997	1:02.969 (2)	69.05	1.704	11:09:30.528	
3 -	38.141	24.851	1:02.992 (3)	69.03	1.727	11:10:33.520	
4 -	38.453	25.274	1:03.727	68.23	2.462	11:11:37.247	
5 -	36.721	24.544	1:01.265 (1)	70.98		11:12:38.512	

BMCRC - MRO Championships 2022 - Rnd 1 @ Brands Hatch Indy

Illuminate Design 250MZs & Blue Haze GPF

QUALIFYING - SECTOR ANALYSIS



SECTOR 1 = FL to I1, SECTOR 2 = I1 to FL, DIFF = Difference To Personal Best Lap, P = Crossed Finish Line in Pit Lane, D = Time Disallowed

P18 199 GPF Michael FROST		Yamaha TZR250 -				
IDEAL LAP TIME : 1:01.336		BEST LAP TIME : 1:01.336		DIFFERENCE : 0.000		
LAP	SECTOR 1	SECTOR 2	LAP TIME	MPH	DIFF	TIME OF DAY
1 -	OUTLAP	27.746	1:16.102	57.14	14.766	11:07:34.707
2 -	40.739	25.582	1:06.321	65.56	4.985	11:08:41.028
3 -	38.685	25.191	1:03.876 (3)	68.07	2.540	11:09:44.904
4 -	38.711	24.373	1:03.084 (2)	68.93	1.748	11:10:47.988
5 -	37.194	24.142	1:01.336 (1)	70.89		11:11:49.324

P19 22 Simon FINCH		MZ ETZ250 - BlueCloud Projects Ltd				
IDEAL LAP TIME : 1:01.680		BEST LAP TIME : 1:01.911		DIFFERENCE : 0.231		
LAP	SECTOR 1	SECTOR 2	LAP TIME	MPH	DIFF	TIME OF DAY
1 -	OUTLAP	25.202	1:11.462	60.85	9.551	11:06:48.234
2 -	36.988	24.923	1:01.911 (1)	70.23		11:07:50.145
3 -	37.842	25.604	1:03.446	68.54	1.535	11:08:53.591
4 -	37.404	24.692	1:02.096 (2)	70.03	0.185	11:09:55.687
5 -	37.916	24.988	1:02.904	69.13	0.993	11:10:58.591
6 -	42.760	25.202	1:07.962	63.98	6.051	11:12:06.553
7 -	37.674	24.759	1:02.433 (3)	69.65	0.522	11:13:08.986
8 -	38.267	24.934	1:03.201	68.80	1.290	11:14:12.187
9 -	37.975	24.936	1:02.911	69.12	1.000	11:15:15.098
10 -	37.591	26.241	1:03.832	68.12	1.921	11:16:18.930

P20 3 Max MAUD		MZ ETZ 250 -				
IDEAL LAP TIME : 1:03.359		BEST LAP TIME : 1:03.371		DIFFERENCE : 0.012		
LAP	SECTOR 1	SECTOR 2	LAP TIME	MPH	DIFF	TIME OF DAY
1 -	42.481	26.330	1:08.811	63.19	5.440	11:05:34.336
2 -	39.240	25.868	1:05.108	66.79	1.737	11:06:39.444
3 -	39.186	25.834	1:05.020	66.88	1.649	11:07:44.464
4 -	42.728	26.595	1:09.323	62.72	5.952	11:08:53.787
5 -	38.379	25.761	1:04.140	67.79	0.769	11:09:57.927
6 -	38.235	25.610	1:03.845 (3)	68.11	0.474	11:11:01.772
7 -	38.448	26.031	1:04.479	67.44	1.108	11:12:06.251
8 -	38.575	25.487	1:04.062	67.88	0.691	11:13:10.313
9 -	37.947	25.424	1:03.371 (1)	68.62		11:14:13.684
10 -	38.021	25.412	1:03.433 (2)	68.55	0.062	11:15:17.117
11 -	39.250	25.668	1:04.918	66.98	1.547	11:16:22.035
12 -	38.299	25.568	1:03.867	68.08	0.496	11:17:25.902

P21 14 Andy MARKS		MZ ETZ250 - Kingpin Components				
IDEAL LAP TIME : 1:03.412		BEST LAP TIME : 1:03.654		DIFFERENCE : 0.242		
LAP	SECTOR 1	SECTOR 2	LAP TIME	MPH	DIFF	TIME OF DAY
1 -	41.532	27.261	1:08.793	63.21	5.139	11:05:38.494
2 -	41.092	26.968	1:08.060	63.89	4.406	11:06:46.554
3 -	39.738	26.469	1:06.207	65.68	2.553	11:07:52.761
4 -	39.704	26.086	1:05.790	66.09	2.136	11:08:58.551
5 -	38.865	26.380	1:05.245	66.65	1.591	11:10:03.796
6 -	38.932	26.226	1:05.158	66.73	1.504	11:11:08.954
7 -	39.068	25.785	1:04.853	67.05	1.199	11:12:13.807
8 -	38.169	25.485	1:03.654 (1)	68.31		11:13:17.461
9 -	38.149	25.671	1:03.820 (2)	68.13	0.166	11:14:21.281
10 -	38.071	26.170	1:04.241	67.69	0.587	11:15:25.522
11 -	38.538	25.341	1:03.879 (3)	68.07	0.225	11:16:29.401
12 -	38.643	25.631	1:04.274	67.65	0.620	11:17:33.675

BMCRC - MRO Championships 2022 - Rnd 1 @ Brands Hatch Indy

Illuminate Design 250MZs & Blue Haze GPF

QUALIFYING - SECTOR ANALYSIS



SECTOR 1 = FL to I1, SECTOR 2 = I1 to FL, DIFF = Difference To Personal Best Lap, P = Crossed Finish Line in Pit Lane, D = Time Disallowed

P22 565 R		Louis KERSHAW		MZ ETZ250 -			
IDEAL LAP TIME : 1:04.075		BEST LAP TIME : 1:04.075		DIFFERENCE : 0.000			
LAP	SECTOR 1	SECTOR 2	LAP TIME	MPH	DIFF	TIME OF DAY	
1 -	44.762	28.161	1:12.923	59.63	8.848	11:05:38.346	
2 -	42.804	27.616	1:10.420	61.75	6.345	11:06:48.766	
3 -	40.706	26.813	1:07.519	64.40	3.444	11:07:56.285	
4 -	40.427	26.916	1:07.343	64.57	3.268	11:09:03.628	
5 -	40.328	26.779	1:07.107	64.80	3.032	11:10:10.735	
6 -	40.640	26.625	1:07.265	64.64	3.190	11:11:18.000	
7 -	40.018	25.924	1:05.942	65.94	1.867	11:12:23.942	
8 -	39.062	25.879	1:04.941	66.96	0.866	11:13:28.883	
9 -	38.439	25.636	1:04.075 (1)	67.86		11:14:32.958	
10 -	38.983	25.646	1:04.629	67.28	0.554	11:15:37.587	
11 -	38.793	25.652	1:04.445 (3)	67.47	0.370	11:16:42.032	
12 -	38.589	25.657	1:04.246 (2)	67.68	0.171	11:17:46.278	

P23 13 R		Gordon RYAN		MZ ETZ250 - Prism Work Psychology			
IDEAL LAP TIME : 1:04.965		BEST LAP TIME : 1:04.965		DIFFERENCE : 0.000			
LAP	SECTOR 1	SECTOR 2	LAP TIME	MPH	DIFF	TIME OF DAY	
1 -	43.181	26.974	1:10.155	61.98	5.190	11:05:54.848	
2 -	41.456	26.695	1:08.151	63.80	3.186	11:07:02.999	
3 -	40.203	26.636	1:06.839	65.06	1.874	11:08:09.838	
4 -	42.213	26.727	1:08.940	63.07	3.975	11:09:18.778	
5 -	39.968	26.301	1:06.269	65.62	1.304	11:10:25.047	
6 -	40.140	25.945	1:06.085 (3)	65.80	1.120	11:11:31.132	
7 -	39.434	25.883	1:05.317 (2)	66.57	0.352	11:12:36.449	
8 -	39.228	25.737	1:04.965 (1)	66.93		11:13:41.414	
9 -	39.373	27.374	1:06.747	65.15	1.782	11:14:48.161	
10 -	40.169	26.343	1:06.512	65.38	1.547	11:15:54.673	
11 -	39.884	26.509	1:06.393	65.49	1.428	11:17:01.066	

P24 38		Chris PETTET		MZ ETZ250 -			
IDEAL LAP TIME : 1:04.989		BEST LAP TIME : 1:04.989		DIFFERENCE : 0.000			
LAP	SECTOR 1	SECTOR 2	LAP TIME	MPH	DIFF	TIME OF DAY	
1 -	40.426	25.979	1:06.405 (2)	65.48	1.416	11:06:15.811	
2 -	40.219	26.307	1:06.526 (3)	65.36	1.537	11:07:22.337	
3 -	41.182	26.656	1:07.838	64.10	2.849	11:08:30.175	
4 -	39.453	25.536	1:04.989 (1)	66.91		11:09:35.164	

P25 66 R		Graeme LEWIS		MZ ETZ250 -			
IDEAL LAP TIME : 1:04.656		BEST LAP TIME : 1:05.054		DIFFERENCE : 0.398			
LAP	SECTOR 1	SECTOR 2	LAP TIME	MPH	DIFF	TIME OF DAY	
1 -	41.668	26.860	1:08.528	63.45	3.474	11:05:33.615	
2 -	39.056	25.998	1:05.054 (1)	66.84		11:06:38.669	
3 -	39.554	26.030	1:05.584	66.30	0.530	11:07:44.253	
4 -	39.796	25.793	1:05.589	66.30	0.535	11:08:49.842	
5 -	38.966	26.565	1:05.531 (3)	66.35	0.477	11:09:55.373	
6 -	40.871	26.448	1:07.319	64.59	2.265	11:11:02.692	
7 -	40.061	25.690	1:05.751	66.13	0.697	11:12:08.443	
8 -	39.448	26.285	1:05.733	66.15	0.679	11:13:14.176	
9 -	39.422	26.160	1:05.582	66.30	0.528	11:14:19.758	
10 -	39.328	26.640	1:05.968	65.91	0.914	11:15:25.726	
11 -	39.553	25.802	1:05.355 (2)	66.53	0.301	11:16:31.081	
12 -	39.676	26.127	1:05.803	66.08	0.749	11:17:36.884	

BMCRC - MRO Championships 2022 - Rnd 1 @ Brands Hatch Indy

Illuminate Design 250MZs & Blue Haze GPF

QUALIFYING - SECTOR ANALYSIS



SECTOR 1 = FL to I1, SECTOR 2 = I1 to FL, DIFF = Difference To Personal Best Lap, P = Crossed Finish Line in Pit Lane, D = Time Disallowed

P26 93		Caleb WRIGHT		MZ ETZ250 - Chilton Motors			
IDEAL LAP TIME : 1:06.336		BEST LAP TIME : 1:06.336		DIFFERENCE : 0.000			
LAP	SECTOR 1	SECTOR 2	LAP TIME	MPH	DIFF	TIME OF DAY	
1 -	45.112	28.572	1:13.684	59.01	7.348	11:05:45.265	
2 -	43.056	27.767	1:10.823	61.40	4.487	11:06:56.088	
3 -	44.467	27.762	1:12.229	60.20	5.893	11:08:08.317	
4 -	43.820	27.926	1:11.746	60.61	5.410	11:09:20.063	
5 -	42.024	27.248	1:09.272	62.77	2.936	11:10:29.335	
6 -	40.951	26.912	1:07.863	64.07	1.527	11:11:37.198	
7 -	40.809	27.216	1:08.025	63.92	1.689	11:12:45.223	
8 -	41.564	26.787	1:08.351	63.62	2.015	11:13:53.574	
9 -	40.122	26.564	1:06.686 (2)	65.21	0.350	11:15:00.260	
10 -	40.414	26.772	1:07.186 (3)	64.72	0.850	11:16:07.446	
11 -	40.098	26.238	1:06.336 (1)	65.55		11:17:13.782	

P27 8 R		Rich ASKEW		MZ ETZ250 -			
IDEAL LAP TIME : 1:06.983		BEST LAP TIME : 1:07.765		DIFFERENCE : 0.782			
LAP	SECTOR 1	SECTOR 2	LAP TIME	MPH	DIFF	TIME OF DAY	
1 -	44.337	28.434	1:12.771	59.75	5.006	11:05:37.748	
2 -	44.118	28.307	1:12.425	60.04	4.660	11:06:50.173	
3 -	42.055	28.347	1:10.402	61.76	2.637	11:08:00.575	
4 -	42.337	28.151	1:10.488	61.69	2.723	11:09:11.063	
5 -	41.733	28.196	1:09.929	62.18	2.164	11:10:20.992	
6 -	41.902	27.787	1:09.689	62.40	1.924	11:11:30.681	
7 -	40.897	26.895	1:07.792 (2)	64.14	0.027	11:12:38.473	
8 -	40.088	27.677	1:07.765 (1)	64.17		11:13:46.238	
9 -	41.582	27.495	1:09.077	62.95	1.312	11:14:55.315	
10 -	41.246	27.852	1:09.098	62.93	1.333	11:16:04.413	
11 -	40.719	27.135	1:07.854 (3)	64.08	0.089	11:17:12.267	

P28 24 R		Tony PARKER		MZ ETZ250 -			
IDEAL LAP TIME : 1:08.347		BEST LAP TIME : 1:08.841		DIFFERENCE : 0.494			
LAP	SECTOR 1	SECTOR 2	LAP TIME	MPH	DIFF	TIME OF DAY	
1 -	49.790	30.904	1:20.694	53.89	11.853	11:06:04.619	
2 -	45.048	28.849	1:13.897	58.84	5.056	11:07:18.516	
3 -	43.655	28.497	1:12.152	60.27	3.311	11:08:30.668	
4 -	43.280	28.302	1:11.582	60.74	2.741	11:09:42.250	
5 -	42.888	27.890	1:10.778	61.44	1.937	11:10:53.028	
6 -	42.757	27.531	1:10.288	61.86	1.447	11:12:03.316	
7 -	42.504	28.957	1:11.461	60.85	2.620	11:13:14.777	
8 -	42.188	27.496	1:09.684	62.40	0.843	11:14:24.461	
9 -	41.755	27.206	1:08.961 (2)	63.05	0.120	11:15:33.422	
10 -	41.172	27.880	1:09.052 (3)	62.97	0.211	11:16:42.474	
11 -	41.666	27.175	1:08.841 (1)	63.16		11:17:51.315	

P29 167 GPF		Mark BAILEY		Yamaha TZR - South Eastern Air Conditioning Ltd			
IDEAL LAP TIME : 1:09.069		BEST LAP TIME : 1:09.069		DIFFERENCE : 0.000			
LAP	SECTOR 1	SECTOR 2	LAP TIME	MPH	DIFF	TIME OF DAY	
1 -	OUTLAP	28.326	1:16.730	56.67	7.661	11:11:04.904	
2 -	43.876	27.461	1:11.337	60.95	2.268	11:12:16.241	
3 -	42.672	26.760	1:09.432 (2)	62.63	0.363	11:13:25.673	
4 -	42.349	26.720	1:09.069 (1)	62.96		11:14:34.742	
5 -	42.515	27.922	1:10.437 (3)	61.73	1.368	11:15:45.179	
6 -	43.217	27.727	1:10.944	61.29	1.875	11:16:56.123	

BMCRC - MRO Championships 2022 - Rnd 1 @ Brands Hatch Indy

Illuminate Design 250MZs & Blue Haze GPF

QUALIFYING - SECTOR ANALYSIS



SECTOR 1 = FL to I1, SECTOR 2 = I1 to FL, DIFF = Difference To Personal Best Lap, P = Crossed Finish Line in Pit Lane, D = Time Disallowed

P30 63		Clive HILLIER		MZ ETZ250 - my pension			
IDEAL LAP TIME : 1:09.741		BEST LAP TIME : 1:09.842		DIFFERENCE : 0.101			
LAP	SECTOR 1	SECTOR 2	LAP TIME	MPH	DIFF	TIME OF DAY	
1 -	44.104	28.622	1:12.726	59.79	2.884	11:05:42.872	
2 -	43.769	28.510	1:12.279	60.16	2.437	11:06:55.151	
3 -	44.785	29.156	1:13.941	58.81	4.099	11:08:09.092	
4 -	43.763	27.732	1:11.495	60.82	1.653	11:09:20.587	
5 -	42.440	27.717	1:10.157	61.98	0.315	11:10:30.744	
6 -	42.031	27.811	1:09.842 (1)	62.26		11:11:40.586	
7 -	43.525	28.327	1:11.852	60.52	2.010	11:12:52.438	
8 -	43.834	28.361	1:12.195	60.23	2.353	11:14:04.633	
9 -	43.373	28.241	1:11.614	60.72	1.772	11:15:16.247	
10 -	42.024	28.021	1:10.045 (2)	62.08	0.203	11:16:26.292	
11 -	42.322	27.747	1:10.069 (3)	62.06	0.227	11:17:36.361	

BMCRC - MRO Championships 2022 - Rnd 1 @ Brands Hatch Indy

Illuminate Design 250MZs & Blue Haze GPF

QUALIFYING - BEST SECTORS

SECTOR 1			SECTOR 2			IDEAL / BEST COMPARISON						
POS	NO	NAME	TIME	NO	NAME	TIME	POS	NO	NAME	IDEAL	BEST	DIFF
									PERFECT LAP	56.317		
1	55	TOLAND	34.030	55	TOLAND	22.287	1	55	TOLAND	56.317	56.362	0.045
2	88	STANLEY	34.388	4	SEATH	22.861	2	88	STANLEY	57.263	57.306	0.043
3	4	SEATH	34.565	88	STANLEY	22.875	3	4	SEATH	57.426	57.726	0.300
4	75	WOODALL	34.576	125	HIGERTY	22.923	4	75	WOODALL	57.766	57.769	0.003
5	26	LEE	34.918	60	GOUGH	23.013	5	26	LEE	58.039	58.325	0.286
6	85	WALES	34.919	26	LEE	23.121	6	60	GOUGH	58.065	58.107	0.042
7	69	MANN	34.935	75	WOODALL	23.190	7	69	MANN	58.189	58.303	0.114
8	60	GOUGH	35.052	69	MANN	23.254	8	85	WALES	58.495	58.606	0.111
9	95	ROGERS	35.127	141	ABRAHAM	23.272	9	95	ROGERS	58.520	58.885	0.365
10	81	GRANT	35.236	333	STUBBERFIELD	23.382	10	81	GRANT	58.930	58.930	0.000
11	333	STUBBERFIELD	35.719	95	ROGERS	23.393	11	125	HIGERTY	59.037	59.192	0.155
12	96	KENT	36.099	85	WALES	23.576	12	333	STUBBERFIELD	59.101	59.257	0.156
13	125	HIGERTY	36.114	81	GRANT	23.694	13	141	ABRAHAM	59.405	59.501	0.096
14	141	ABRAHAM	36.133	70	BURSCOUGH	23.917	14	96	KENT	1:00.045	1:00.361	0.316
15	71	HICKLING	36.356	71	HICKLING	23.943	15	71	HICKLING	1:00.299	1:00.299	0.000
16	70	BURSCOUGH	36.556	96	KENT	23.946	16	70	BURSCOUGH	1:00.473	1:00.473	0.000
17	32	ASHMEAD	36.721	199	FROST	24.142	17	32	ASHMEAD	1:01.265	1:01.265	0.000
18	22	FINCH	36.988	32	ASHMEAD	24.544	18	199	FROST	1:01.336	1:01.336	0.000
19	199	FROST	37.194	22	FINCH	24.692	19	22	FINCH	1:01.680	1:01.911	0.231
20	3	MAUD	37.947	14	MARKS	25.341	20	3	MAUD	1:03.359	1:03.371	0.012
21	14	MARKS	38.071	3	MAUD	25.412	21	14	MARKS	1:03.412	1:03.654	0.242
22	565	KERSHAW	38.439	38	PETTET	25.536	22	565	KERSHAW	1:04.075	1:04.075	0.000
23	66	LEWIS	38.966	565	KERSHAW	25.636	23	66	LEWIS	1:04.656	1:05.054	0.398
24	13	RYAN	39.228	66	LEWIS	25.690	24	13	RYAN	1:04.965	1:04.965	0.000
25	38	PETTET	39.453	13	RYAN	25.737	25	38	PETTET	1:04.989	1:04.989	0.000
26	8	ASKEW	40.088	93	WRIGHT	26.238	26	93	WRIGHT	1:06.336	1:06.336	0.000
27	93	WRIGHT	40.098	167	BAILEY	26.720	27	8	ASKEW	1:06.983	1:07.765	0.782
28	24	PARKER	41.172	8	ASKEW	26.895	28	24	PARKER	1:08.347	1:08.841	0.494
29	63	HILLIER	42.024	24	PARKER	27.175	29	167	BAILEY	1:09.069	1:09.069	0.000
30	167	BAILEY	42.349	63	HILLIER	27.717	30	63	HILLIER	1:09.741	1:09.842	0.101

BMCRC - MRO Championships 2022 - Rnd 1 @ Brands Hatch Indy

Illuminate Design 250MZs & Blue Haze GPF

QUALIFYING - STATISTICS

Competitors Started	30
Planned Start	2022-03-12 @ 11:16:00.000
Actual Start	2022-03-12 @ 11:03:51.488
Finish Time	2022-03-12 @ 11:16:47.225
Track Length	1.2079mi.
Total Laps	296
Total Distance Covered	357.5518mi.

Session Fastest Lap History

NO	CL	NAME	LAP TIME	TIME OF DAY	LAP	VEHICLE
85		Andrew WALES	1:01.083	11:05:20.847	1	MZ ETZ250
333	GPF	Mark STUBBERFIELD	1:00.508	11:05:21.177	1	Yamaha TZR250
60	GPF	Daniel GOUGH	1:00.164	11:06:12.817	1	Yamaha TZR 250
333	GPF	Mark STUBBERFIELD	59.257	11:06:20.434	2	Yamaha TZR250
60	GPF	Daniel GOUGH	58.742	11:07:11.559	2	Yamaha TZR 250
60	GPF	Daniel GOUGH	58.107	11:08:09.665	3	Yamaha TZR 250
88	GPF	Michael STANLEY	57.306	11:09:32.094	3	Yamaha TZR 250
55	GPF	Paul TOLAND	56.907	11:12:32.780	6	Yamaha TZR250
55	GPF	Paul TOLAND	56.855	11:13:29.637	7	Yamaha TZR250
55	GPF	Paul TOLAND	56.765	11:15:23.859	9	Yamaha TZR250
55	GPF	Paul TOLAND	56.362	11:17:18.510	11	Yamaha TZR250

Flag History

TYPE	TIME OF DAY
GREEN	11:03:51.488
FINISH	11:16:47.225

Flag Statistics

TYPE	COUNT	TOTAL LAPS	TOTAL TIME
Green	1	13	14:18.714
Red	0	0	0.000
Safety Car	0	0	0.000
FCY	0	0	0.000

BMCRC - MRO Championships 2022 - Rnd 1 @ Brands Hatch Indy

Illuminate Design 250MZs & Blue Haze GPF

QUALIFYING - STATISTICS

CLASS : GPF

12 Starters

Fastest Lap History

NO	NAME	LAP TIME	TIME OF DAY	LAP	VEHICLE
333	Mark STUBBERFIELD	1:00.508	11:05:21.177	1	Yamaha TZR250
60	Daniel GOUGH	1:00.164	11:06:12.817	1	Yamaha TZR 250
333	Mark STUBBERFIELD	59.257	11:06:20.434	2	Yamaha TZR250
60	Daniel GOUGH	58.742	11:07:11.559	2	Yamaha TZR 250
60	Daniel GOUGH	58.107	11:08:09.665	3	Yamaha TZR 250
88	Michael STANLEY	57.306	11:09:32.094	3	Yamaha TZR 250
55	Paul TOLAND	56.907	11:12:32.780	6	Yamaha TZR250
55	Paul TOLAND	56.855	11:13:29.637	7	Yamaha TZR250
55	Paul TOLAND	56.765	11:15:23.859	9	Yamaha TZR250
55	Paul TOLAND	56.362	11:17:18.510	11	Yamaha TZR250

BMCRC - MRO Championships 2022 - Rnd 1 @ Brands Hatch Indy

Illuminate Design 250MZs & Blue Haze GPF

QUALIFYING - STATISTICS

CLASS :

13 Starters

Fastest Lap History

NO	NAME	LAP TIME	TIME OF DAY	LAP	VEHICLE
85	Andrew WALES	1:01.083	11:05:20.847	1	MZ ETZ250
85	Andrew WALES	1:00.003	11:06:20.850	2	MZ ETZ250
75	Peter WOODALL	59.325	11:07:01.742	2	MZ ETZ250
75	Peter WOODALL	58.987	11:08:00.685	3	MZ ETZ250
95	Christopher ROGERS	58.885	11:08:30.298	4	MZ ETZ250
75	Peter WOODALL	58.676	11:08:59.405	4	MZ ETZ250
75	Peter WOODALL	58.235	11:11:56.606	7	MZ ETZ250
75	Peter WOODALL	58.023	11:12:54.629	8	MZ ETZ250
75	Peter WOODALL	57.959	11:14:50.934	10	MZ ETZ250
75	Peter WOODALL	57.769	11:15:48.704	11	MZ ETZ250

BMCRC - MRO Championships 2022 - Rnd 1 @ Brands Hatch Indy

Illuminate Design 250MZs & Blue Haze GPF

QUALIFYING - STATISTICS

CLASS : R

5 Starters

Fastest Lap History

NO	NAME	LAP TIME	TIME OF DAY	LAP	VEHICLE
66	Graeme LEWIS	1:08.528	11:05:33.650	1	MZ ETZ250
66	Graeme LEWIS	1:05.054	11:06:38.704	2	MZ ETZ250
565	Louis KERSHAW	1:04.941	11:13:28.871	8	MZ ETZ250
565	Louis KERSHAW	1:04.075	11:14:32.990	9	MZ ETZ250

BMCRC - MRO Championships 2022 - Rnd 1 @ Brands Hatch Indy

Illuminate Design 250MZs & Blue Haze GPF



RACE 9 - GRID (10 Laps)

ROW 12	36	1:09.842	63 Clive HILLIER	35	1:08.841	24 Tony PARKER	34	1:07.765	8 Rich ASKEW		
ROW 11			33	1:06.336	93 Caleb WRIGHT	32	1:05.054	66 Graeme LEWIS	31	1:04.989	38 Chris PETTET
ROW 10	30	1:04.965	13 Gordon RYAN	29	1:04.075	565 Louis KERSHAW	28	1:03.654	14 Andy MARKS		
ROW 9			27	1:03.371	3 Max MAUD	26	1:01.911	22 Simon FINCH	25	1:01.265	32 John ASHMEAD
ROW 8	24	1:00.361	96 Chris KENT	23	58.930	81 Scott GRANT	22	58.885	95 Christopher ROGERS		
ROW 7			21	58.606	85 Andrew WALES	20	58.303	69 Alexander MANN	19	57.769	75 Peter WOODALL
ROW 6	18			17			16				
ROW 5			15			14	62	Ian READ	13	28	Liam McCARTER
ROW 4	12	1:09.069	167 Mark BAILEY	11	1:01.336	199 Michael FROST	10	1:00.473	70 Andrew BURSCOUGH		
ROW 3			9	1:00.299	71 Richard HICKLING	8	59.501	141 David ABRAHAM	7	59.257	333 Mark STUBBERFIELD
ROW 2	6	59.192	125 Steve HIGERTY	5	58.325	26 Damian LEE	4	58.107	60 Daniel GOUGH		
ROW 1			3	57.726	4 James SEATH	2	57.306	88 Michael STANLEY	1	56.362	55 Paul TOLAND
Pole											

Brands Hatch Indy: 1.2079 miles

These results are provisional until the conclusion of any judicial and technical matters.

Clerk Of Course :	Stewards :	Timekeeper : Craig Smith
-------------------	------------	--------------------------

Results can be found at www.tsl-timing.com

Printed - 11:21 Saturday, 12 March 2022



BMCRC - MRO Championships 2022 - Rnd 1 @ Brands Hatch Indy

Illuminate Design 250MZs & Blue Haze GPF



RACE 9 - CLASSIFICATION

POS	NO	CL	PIC NAME	ENTRY	LAPS	TIME	GAP	DIFF	MPH	BEST	ON
1	88	GPF	1 Michael STANLEY	Yamaha TZR 250 -	10	9:28.087			76.54	55.443	7
2	55	GPF	2 Paul TOLAND	Yamaha TZR250 - Kippers keys	10	9:29.824	1.737	1.737	76.31	55.607	7
3	4	GPF	3 James SEATH	Aprilia RS250 - Ovenden Earthmoving	10	9:35.023	6.936	5.199	75.62	56.522	5
4	70	GPF	4 Andrew BURSCOUGH	Yamaha YPVS 350 - Apollo/Merlin/Abbey/Martitaniur	10	9:49.823	21.736	14.800	73.72	57.879	2
5	333	GPF	5 Mark STUBBERFIELD	Yamaha TZR250 - Polished concrete London	10	9:49.842	21.755	0.019	73.72	58.144	2
6	28	GPF	6 Liam McCARTER	Yamaha TZR 250 - Katie McCarter	10	9:51.281	23.194	1.439	73.54	57.317	4
7	125	GPF	7 Steve HIGERTY	Yamaha TZR250 - Yellow House/Cambridge MC's	10	9:56.597	28.510	5.316	72.89	58.334	7
8	26	GPF	8 Damian LEE	Yamaha TZR250 - Leed Autos	10	9:57.606	29.519	1.009	72.76	58.724	10
9	141	GPF	9 David ABRAHAM	Suzuki RG570 - Cambridge Motorcycles	10	10:03.035	34.948	5.429	72.11	59.077	8
10	75		1 Peter WOODALL	MZ ETZ250 - Online Lubricants	10	10:18.462	50.375	15.427	70.31	57.898	10
11	95		2 Christopher ROGERS	MZ ETZ250 - CB Racing	10	10:18.835	50.748	0.373	70.27	57.890	10
12	85		3 Andrew WALES	MZ ETZ250 - Illuminated Design LTD	10	10:19.059	50.972	0.224	70.24	57.913	2
13	69		4 Alexander MANN	MZ TS 250 - HS RACING	10	10:19.142	51.055	0.083	70.23	57.555	10
14	71	GPF	10 Richard HICKLING	Aprilia RS 125 - Millstream Motor Services & Ringwo	10	10:20.755	52.668	1.613	70.05	1:00.118	7
15	81		5 Scott GRANT	MZ ETZ250 - Katie, Mum and Dad	10	10:23.607	55.520	2.852	69.73	58.266	6
16	96		6 Chris KENT	MZ ETZ250 - Powder House Coatings Ltd	9	9:28.829	1 Lap	1 Lap	68.80	58.592	3
17	199	GPF	11 Michael FROST	Yamaha TZR250 -	9	9:30.250	1 Lap	1.421	68.63	1:01.777	2
18	22		7 Simon FINCH	MZ ETZ250 - BlueCloud Projects Ltd	9	10:00.289	1 Lap	30.039	65.19	1:01.651	8
19	3		8 Max MAUD	MZ ETZ 250 -	9	10:09.215	1 Lap	8.926	64.24	1:03.226	2
20	14		9 Andy MARKS	MZ ETZ250 - Kingpin Components	9	10:18.324	1 Lap	9.109	63.29	1:02.615	6
21	565	R	1 Louis KERSHAW	MZ ETZ250 -	9	10:19.409	1 Lap	1.085	63.18	1:02.852	9
22	66	R	2 Graeme LEWIS	MZ ETZ250 -	8	9:32.892	2 Laps	1 Lap	60.72	1:05.897	4
23	13	R	3 Gordon RYAN	MZ ETZ250 - Prism Work Psychology	8	9:36.039	2 Laps	3.147	60.39	1:05.783	8
24	24	R	4 Tony PARKER	MZ ETZ250 -	8	9:51.440	2 Laps	15.401	58.82	1:07.898	8

NOT CLASSIFIED

DNF	38		Chris PETTET	MZ ETZ250 -	8	9:22.621	2 Laps		61.83	1:05.193	6
DNF	60	GPF	Daniel GOUGH	Yamaha TZR 250 - G Force Motorcycles	2	2:02.053	8 Laps	6 Laps	71.25	58.543	2
DNF	32		John ASHMEAD	MZ ETZ250 -	1	1:36.997	9 Laps	1 Lap	44.83		
DNF	93		Caleb WRIGHT	MZ ETZ250 - Chilton Motors	1	1:46.524	9 Laps	9.527	40.82		
DNF	8	R	Rich ASKEW	MZ ETZ250 -	1	1:47.732	9 Laps	1.208	40.36		
DNF	63		Clive HILLIER	MZ ETZ250 - my pension	1	1:47.747	9 Laps	0.015	40.35		
DNF	167	GPF	Mark BAILEY	Yamaha TZR - South Eastern Air Conditioning ltd	0						

FASTEST LAP

88	GPF	Michael STANLEY	Yamaha TZR 250 -	7	55.443	78.43 mph	126.22 kph
69		Alexander MANN	MZ TS 250 - HS RACING	10	57.555	75.55 mph	121.59 kph
565	R	Louis KERSHAW	MZ ETZ250 -	9	1:02.852	69.18 mph	111.34 kph

Class GPF - 92.5% of Race Speed = 70.79 mph

Class - 92.5% of Race Speed = 65.03 mph

Class R - 92.5% of Race Speed = 58.44 mph

Weather / Track : Cloudy / Dry

These results are provisional until the conclusion of any judicial and technical matters.

Race Distance: 10 Laps / 12.07 miles

Brands Hatch Indy: 1.2079 miles

Date: 12/03/2022 Start: 14:12 Finish: 14:21

Clerk Of Course :

Stewards :

Timekeeper : Craig Smith

Results can be found at www.tsl-timing.com

Printed - 14:24 Saturday, 12 March 2022



BMCRC - MRO Championships 2022 - Rnd 1 @ Brands Hatch Indy

Illuminate Design 250MZs & Blue Haze GPF

RACE 9 - LAP CHART

LAP 1 @ 14:13:19.432

NO	BEHIND	LAP TIME
88		1:01.763
55	0.374	1:02.137
4	0.894	1:02.657
333	1.468	1:03.231
60	1.747	1:03.510
70	1.835	1:03.598
28	3.369	1:05.132
125	3.584	1:05.347
26	4.293	1:06.056
141	5.208	1:06.971
199	7.301	1:09.064
71	8.964	1:10.727
69	31.574	1:33.337
75	31.939	1:33.702
95	31.990	1:33.753
81	32.751	1:34.514
85	32.816	1:34.579
96	32.831	1:34.594
32	35.234	1:36.997
22	36.124	1:37.887
3	37.799	1:39.562
565	39.674	1:41.437
38	40.183	1:41.946
14	40.450	1:42.213
93	44.761	1:46.524
66	45.015	1:46.778
24	45.880	1:47.643
8	45.969	1:47.732
63	45.984	1:47.747
13	47.587	1:49.350

LAP 2 @ 14:14:15.470

NO	BEHIND	LAP TIME
88		56.038
55	0.112	55.776
4	1.936	57.080
333	3.574	58.144
70	3.676	57.879
60	4.252	58.543
28	5.223	57.892
26	7.052	58.797
125	7.211	59.665
141	9.199	1:00.029
199	13.040	1:01.777
71	14.802	1:01.876
69	34.372	58.836
75	34.440	58.539
95	34.464	58.512
85	34.691	57.913
96	35.430	58.637
81	35.481	58.768
22	44.588	1:04.502
3	44.987	1:03.226
38	49.830	1:05.685
565	49.977	1:06.341
14	50.433	1:06.021
66	55.691	1:06.714

LAP 3 @ 14:15:12.853

NO	BEHIND	LAP TIME
55		57.271
88	0.158	57.541

4	1.721	57.168
24	1 Lap	1:10.238
13	1 Lap	1:08.697
70	4.471	58.178
333	4.880	58.689
28	7.388	59.548
26	8.738	59.069
125	8.946	59.118
141	11.320	59.504
199	18.494	1:02.837
71	20.313	1:02.894
69	35.543	58.554
95	35.627	58.546
75	35.867	58.810
85	36.060	58.752
96	36.639	58.592
81	36.722	58.624
22	50.346	1:03.141
3	51.547	1:03.943

LAP 4 @ 14:16:11.163

NO	BEHIND	LAP TIME
88		58.152
55	0.215	58.525
4	0.615	57.204
565	1 Lap	1:06.412
38	1 Lap	1:07.381
14	1 Lap	1:07.369
333	4.954	58.384
70	5.266	59.105
28	6.395	57.317
66	1 Lap	1:06.432
26	9.451	59.023
125	10.016	59.380
13	1 Lap	1:06.433
141	12.730	59.720
24	1 Lap	1:09.767
199	22.060	1:01.876
71	23.098	1:01.095
95	35.623	58.306
69	35.801	58.568
75	36.137	58.580
85	36.231	58.481
96	36.994	58.665
81	37.112	58.700
22	55.103	1:03.067

LAP 5 @ 14:17:07.075

NO	BEHIND	LAP TIME
88		55.912
55	0.133	55.830
3	1 Lap	1:03.249
4	1.225	56.522
333	7.584	58.542
70	8.153	58.799
565	1 Lap	1:04.281
28	9.116	58.633
14	1 Lap	1:05.684
38	1 Lap	1:06.489
125	12.622	58.518
26	13.042	59.503
141	16.226	59.408
66	1 Lap	1:05.897
13	1 Lap	1:05.953
24	1 Lap	1:09.123

LAP 6 @ 14:18:02.532

NO	BEHIND	LAP TIME
71	29.018	1:01.832
199	29.451	1:03.303
95	38.172	58.461
75	38.394	58.169
69	38.514	58.625
85	38.918	58.599
96	40.300	59.218
81	40.347	59.147

LAP 6 @ 14:18:02.532

NO	BEHIND	LAP TIME
88		55.457
55	0.723	56.047
4	3.019	57.251
22	1 Lap	1:03.074
3	1 Lap	1:03.238
70	11.125	58.429
333	11.140	59.013
28	11.637	57.978
125	16.773	59.608
26	17.213	59.628
565	1 Lap	1:04.500
14	1 Lap	1:04.053
141	20.800	1:00.031
38	1 Lap	1:05.290
66	1 Lap	1:06.240
13	1 Lap	1:06.527
71	34.433	1:00.872
199	37.035	1:03.041
75	41.206	58.269
95	41.296	58.581
24	1 Lap	1:09.534
85	41.538	58.077
69	41.640	58.583
81	43.156	58.266
96	44.541	59.698

LAP 7 @ 14:18:57.975

NO	BEHIND	LAP TIME
88		55.443
55	0.887	55.607
4	4.382	56.806
22	1 Lap	1:02.015
70	13.594	57.912
333	13.921	58.224
28	14.618	58.424
3	1 Lap	1:04.189
125	19.664	58.334
26	21.034	59.264
141	24.568	59.211
565	1 Lap	1:03.871
14	1 Lap	1:02.615
38	1 Lap	1:05.193
71	39.108	1:00.118
66	1 Lap	1:07.573
13	1 Lap	1:06.321
199	43.847	1:02.255
75	44.246	58.483
95	44.333	58.480
85	44.399	58.304
69	44.504	58.307
81	46.460	58.747
96	48.322	59.224
24	1 Lap	1:08.503

LAP 8 @ 14:19:53.576

NO	BEHIND	LAP TIME
88		55.601
55	1.239	55.953
4	5.424	56.643
70	16.434	58.441
333	16.681	58.361
28	17.138	58.121
22	1 Lap	1:02.189
125	23.508	59.445
26	24.165	58.732
3	1 Lap	1:03.852
141	28.044	59.077
565	1 Lap	1:04.862
14	1 Lap	1:03.834
38	1 Lap	1:05.340
71	43.791	1:00.284
75	46.683	58.038
85	46.813	58.015
95	46.894	58.162
69	47.331	58.428
81	49.870	59.011
66	1 Lap	1:06.620
199	52.200	1:03.954
96	52.834	1:00.113
13	1 Lap	1:06.975

LAP 9 @ 14:20:49.122

NO	BEHIND	LAP TIME
88		55.546
55	2.104	56.411
4	6.610	56.732
24	2 Laps	1:08.734
70	18.996	58.108
28	19.797	58.205
333	19.881	58.746
22	1 Lap	1:01.651
125	26.362	58.400
26	27.429	58.810
141	32.206	59.708
3	1 Lap	1:03.677
14	1 Lap	1:03.534
565	1 Lap	1:04.853
71	48.521	1:00.276
75	49.111	57.974
95	49.492	58.144
85	49.573	58.306
69	50.134	58.349
38	1 Lap	1:05.297
81	53.182	58.858

LAP 10 @ 14:21:45.756

NO	BEHIND	LAP TIME
88		56.634
96	1 Lap	1:00.088
55	1.737	56.267
199	1 Lap	1:02.143
66	2 Laps	1:06.638
4	6.936	56.960
13	2 Laps	1:05.783
70	21.736	59.374
333	21.755	58.508
28	23.194	1:00.031
24	2 Laps	1:07.898

125	28.510	58.782
26	29.519	58.724
22	1 Lap	1:02.763
141	34.948	59.376
3	1 Lap	1:04.279
14	1 Lap	1:03.001
75	50.375	57.898
95	50.748	57.890
85	50.972	58.033
69	51.055	57.555
565	1 Lap	1:02.852
71	52.668	1:00.781
81	55.520	58.972

BMCRC - MRO Championships 2022 - Rnd 1 @ Brands Hatch Indy

Illuminate Design 250MZs & Blue Haze GPF

RACE 9 - SECTOR ANALYSIS



SECTOR 1 = FL to I1, SECTOR 2 = I1 to FL, DIFF = Difference To Personal Best Lap, P = Crossed Finish Line in Pit Lane, D = Time Disallowed

P1 88 GPF Michael STANLEY		Yamaha TZR 250 -				
IDEAL LAP TIME : 55.369		BEST LAP TIME : 55.443		DIFFERENCE : 0.074		
LAP	SECTOR 1	SECTOR 2	LAP TIME	MPH	DIFF	TIME OF DAY
1 -		22.661	1:01.763	70.40	6.320	14:13:19.432
2 -	33.401	22.637	56.038	77.60	0.595	14:14:15.470
3 -	33.821	23.720	57.541	75.57	2.098	14:15:13.011
4 -	34.434	23.718	58.152	74.77	2.709	14:16:11.163
5 -	33.501	22.411	55.912	77.77	0.469	14:17:07.075
6 -	33.132	22.325	55.457 (2)	78.41	0.014	14:18:02.532
7 -	33.044	22.399	55.443 (1)	78.43		14:18:57.975
8 -	33.202	22.399	55.601	78.21	0.158	14:19:53.576
9 -	33.111	22.435	55.546 (3)	78.28	0.103	14:20:49.122
10 -	34.050	22.584	56.634	76.78	1.191	14:21:45.756

P2 55 GPF Paul TOLAND		Yamaha TZR250 - Kippers keys				
IDEAL LAP TIME : 55.432		BEST LAP TIME : 55.607		DIFFERENCE : 0.175		
LAP	SECTOR 1	SECTOR 2	LAP TIME	MPH	DIFF	TIME OF DAY
1 -		22.478	1:02.137	69.98	6.530	14:13:19.806
2 -	33.456	22.320	55.776 (2)	77.96	0.169	14:14:15.582
3 -	34.125	23.146	57.271	75.93	1.664	14:15:12.853
4 -	34.421	24.104	58.525	74.30	2.918	14:16:11.378
5 -	33.252	22.578	55.830 (3)	77.89	0.223	14:17:07.208
6 -	33.867	22.180	56.047	77.58	0.440	14:18:03.255
7 -	33.302	22.305	55.607 (1)	78.20		14:18:58.862
8 -	33.500	22.453	55.953	77.71	0.346	14:19:54.815
9 -	34.023	22.388	56.411	77.08	0.804	14:20:51.226
10 -	33.933	22.334	56.267	77.28	0.660	14:21:47.493

P3 4 GPF James SEATH		Aprilia RS250 - Ovenden Earthmoving				
IDEAL LAP TIME : 56.393		BEST LAP TIME : 56.522		DIFFERENCE : 0.129		
LAP	SECTOR 1	SECTOR 2	LAP TIME	MPH	DIFF	TIME OF DAY
1 -		22.692	1:02.657	69.40	6.135	14:13:20.326
2 -	34.409	22.671	57.080	76.18	0.558	14:14:17.406
3 -	34.692	22.476	57.168	76.06	0.646	14:15:14.574
4 -	34.621	22.583	57.204	76.01	0.682	14:16:11.778
5 -	33.917	22.605	56.522 (1)	76.93		14:17:08.300
6 -	34.712	22.539	57.251	75.95	0.729	14:18:05.551
7 -	34.058	22.748	56.806	76.55	0.284	14:19:02.357
8 -	34.137	22.506	56.643 (2)	76.77	0.121	14:19:59.000
9 -	34.105	22.627	56.732 (3)	76.65	0.210	14:20:55.732
10 -	34.350	22.610	56.960	76.34	0.438	14:21:52.692

P4 70 GPF Andrew BURSCOUGH		Yamaha YPVS 350 - Apollo/Merlin/Abbey/Martitanium				
IDEAL LAP TIME : 57.198		BEST LAP TIME : 57.879		DIFFERENCE : 0.681		
LAP	SECTOR 1	SECTOR 2	LAP TIME	MPH	DIFF	TIME OF DAY
1 -		22.714	1:03.598	68.37	5.719	14:13:21.267
2 -	34.793	23.086	57.879 (1)	75.13		14:14:19.146
3 -	35.166	23.012	58.178	74.74	0.299	14:15:17.324
4 -	35.592	23.513	59.105	73.57	1.226	14:16:16.429
5 -	35.486	23.313	58.799	73.95	0.920	14:17:15.228
6 -	35.325	23.104	58.429	74.42	0.550	14:18:13.657
7 -	34.484	23.428	57.912 (2)	75.08	0.033	14:19:11.569
8 -	34.989	23.452	58.441	74.41	0.562	14:20:10.010
9 -	34.804	23.304	58.108 (3)	74.83	0.229	14:21:08.118
10 -	34.894	24.480	59.374	73.24	1.495	14:22:07.492

BMCRC - MRO Championships 2022 - Rnd 1 @ Brands Hatch Indy

Illuminate Design 250MZs & Blue Haze GPF

RACE 9 - SECTOR ANALYSIS



SECTOR 1 = FL to I1, SECTOR 2 = I1 to FL, DIFF = Difference To Personal Best Lap, P = Crossed Finish Line in Pit Lane, D = Time Disallowed

P5 333 GPF Mark STUBBERFIELD		Yamaha TZR250 - Polished concrete London				
IDEAL LAP TIME : 57.878		BEST LAP TIME : 58.144		DIFFERENCE : 0.266		
LAP	SECTOR 1	SECTOR 2	LAP TIME	MPH	DIFF	TIME OF DAY
1 -		22.804	1:03.231	68.77	5.087	14:13:20.900
2 -	35.113	23.031	58.144 (1)	74.79		14:14:19.044
3 -	35.895	22.794	58.689	74.09	0.545	14:15:17.733
4 -	35.140	23.244	58.384	74.48	0.240	14:16:16.117
5 -	35.491	23.051	58.542	74.28	0.398	14:17:14.659
6 -	35.717	23.296	59.013	73.68	0.869	14:18:13.672
7 -	35.120	23.104	58.224 (2)	74.68	0.080	14:19:11.896
8 -	35.084	23.277	58.361 (3)	74.51	0.217	14:20:10.257
9 -	35.332	23.414	58.746	74.02	0.602	14:21:09.003
10 -	35.293	23.215	58.508	74.32	0.364	14:22:07.511

P6 28 GPF Liam McCARTER		Yamaha TZR 250 - Katie McCarter				
IDEAL LAP TIME : 57.317		BEST LAP TIME : 57.317		DIFFERENCE : 0.000		
LAP	SECTOR 1	SECTOR 2	LAP TIME	MPH	DIFF	TIME OF DAY
1 -		23.263	1:05.132	66.76	7.815	14:13:22.801
2 -	35.023	22.869	57.892 (2)	75.11	0.575	14:14:20.693
3 -	36.550	22.998	59.548	73.02	2.231	14:15:20.241
4 -	34.740	22.577	57.317 (1)	75.86		14:16:17.558
5 -	35.067	23.566	58.633	74.16	1.316	14:17:16.191
6 -	34.747	23.231	57.978 (3)	75.00	0.661	14:18:14.169
7 -	34.841	23.583	58.424	74.43	1.107	14:19:12.593
8 -	34.764	23.357	58.121	74.81	0.804	14:20:10.714
9 -	34.994	23.211	58.205	74.71	0.888	14:21:08.919
10 -	35.961	24.070	1:00.031	72.43	2.714	14:22:08.950

P7 125 GPF Steve HIGERTY		Yamaha TZR250 - Yellow House/Cambridge MC's				
IDEAL LAP TIME : 58.059		BEST LAP TIME : 58.334		DIFFERENCE : 0.275		
LAP	SECTOR 1	SECTOR 2	LAP TIME	MPH	DIFF	TIME OF DAY
1 -		23.292	1:05.347	66.54	7.013	14:13:23.016
2 -	36.603	23.062	59.665	72.88	1.331	14:14:22.681
3 -	36.127	22.991	59.118	73.55	0.784	14:15:21.799
4 -	36.003	23.377	59.380	73.23	1.046	14:16:21.179
5 -	35.336	23.182	58.518 (3)	74.31	0.184	14:17:19.697
6 -	36.302	23.306	59.608	72.95	1.274	14:18:19.305
7 -	35.504	22.830	58.334 (1)	74.54		14:19:17.639
8 -	35.229	24.216	59.445	73.15	1.111	14:20:17.084
9 -	35.492	22.908	58.400 (2)	74.46	0.066	14:21:15.484
10 -	35.678	23.104	58.782	73.97	0.448	14:22:14.266

P8 26 GPF Damian LEE		Yamaha TZR250 - Leed Autos				
IDEAL LAP TIME : 58.077		BEST LAP TIME : 58.724		DIFFERENCE : 0.647		
LAP	SECTOR 1	SECTOR 2	LAP TIME	MPH	DIFF	TIME OF DAY
1 -		23.796	1:06.056	65.83	7.332	14:13:23.725
2 -	35.594	23.203	58.797 (3)	73.95	0.073	14:14:22.522
3 -	35.713	23.356	59.069	73.61	0.345	14:15:21.591
4 -	35.625	23.398	59.023	73.67	0.299	14:16:20.614
5 -	36.152	23.351	59.503	73.08	0.779	14:17:20.117
6 -	36.464	23.164	59.628	72.92	0.904	14:18:19.745
7 -	35.669	23.595	59.264	73.37	0.540	14:19:19.009
8 -	34.913	23.819	58.732 (2)	74.04	0.008	14:20:17.741
9 -	35.374	23.436	58.810	73.94	0.086	14:21:16.551
10 -	35.397	23.327	58.724 (1)	74.05		14:22:15.275

BMCRC - MRO Championships 2022 - Rnd 1 @ Brands Hatch Indy

Illuminate Design 250MZs & Blue Haze GPF

RACE 9 - SECTOR ANALYSIS



SECTOR 1 = FL to I1, SECTOR 2 = I1 to FL, DIFF = Difference To Personal Best Lap, P = Crossed Finish Line in Pit Lane, D = Time Disallowed

P9 141 GPF		David ABRAHAM		Suzuki RG570 - Cambridge Motorcycles			
IDEAL LAP TIME : 58.990		BEST LAP TIME : 59.077		DIFFERENCE : 0.087			
LAP	SECTOR 1	SECTOR 2	LAP TIME	MPH	DIFF	TIME OF DAY	
1 -		23.682	1:06.971	64.93	7.894	14:13:24.640	
2 -	36.109	23.920	1:00.029	72.44	0.952	14:14:24.669	
3 -	35.815	23.689	59.504	73.08	0.427	14:15:24.173	
4 -	35.916	23.804	59.720	72.81	0.643	14:16:23.893	
5 -	35.718	23.690	59.408	73.19	0.331	14:17:23.301	
6 -	35.813	24.218	1:00.031	72.43	0.954	14:18:23.332	
7 -	35.547	23.664	59.211 (2)	73.44	0.134	14:19:22.543	
8 -	35.634	23.443	59.077 (1)	73.60		14:20:21.620	
9 -	35.705	24.003	59.708	72.83	0.631	14:21:21.328	
10 -	35.646	23.730	59.376 (3)	73.23	0.299	14:22:20.704	

P10 75		Peter WOODALL		MZ ETZ250 - Online Lubricants			
IDEAL LAP TIME : 57.674		BEST LAP TIME : 57.898		DIFFERENCE : 0.224			
LAP	SECTOR 1	SECTOR 2	LAP TIME	MPH	DIFF	TIME OF DAY	
1 -		23.860	1:33.702	46.40	35.804	14:13:51.371	
2 -	35.261	23.278	58.539	74.28	0.641	14:14:49.910	
3 -	35.364	23.446	58.810	73.94	0.912	14:15:48.720	
4 -	35.150	23.430	58.580	74.23	0.682	14:16:47.300	
5 -	34.828	23.341	58.169	74.75	0.271	14:17:45.469	
6 -	34.855	23.414	58.269	74.62	0.371	14:18:43.738	
7 -	34.813	23.670	58.483	74.35	0.585	14:19:42.221	
8 -	34.821	23.217	58.038 (3)	74.92	0.140	14:20:40.259	
9 -	34.457	23.517	57.974 (2)	75.00	0.076	14:21:38.233	
10 -	34.519	23.379	57.898 (1)	75.10		14:22:36.131	

P11 95		Christopher ROGERS		MZ ETZ250 - CB Racing			
IDEAL LAP TIME : 57.717		BEST LAP TIME : 57.890		DIFFERENCE : 0.173			
LAP	SECTOR 1	SECTOR 2	LAP TIME	MPH	DIFF	TIME OF DAY	
1 -		23.271	1:33.753	46.38	35.863	14:13:51.422	
2 -	35.073	23.439	58.512	74.31	0.622	14:14:49.934	
3 -	35.217	23.329	58.546	74.27	0.656	14:15:48.480	
4 -	35.143	23.163	58.306	74.58	0.416	14:16:46.786	
5 -	35.149	23.312	58.461	74.38	0.571	14:17:45.247	
6 -	35.196	23.385	58.581	74.23	0.691	14:18:43.828	
7 -	34.765	23.715	58.480	74.36	0.590	14:19:42.308	
8 -	35.069	23.093	58.162 (3)	74.76	0.272	14:20:40.470	
9 -	34.624	23.520	58.144 (2)	74.79	0.254	14:21:38.614	
10 -	34.737	23.153	57.890 (1)	75.11		14:22:36.504	

P12 85		Andrew WALES		MZ ETZ250 - Illuminated Design LTD			
IDEAL LAP TIME : 57.639		BEST LAP TIME : 57.913		DIFFERENCE : 0.274			
LAP	SECTOR 1	SECTOR 2	LAP TIME	MPH	DIFF	TIME OF DAY	
1 -		23.759	1:34.579	45.97	36.666	14:13:52.248	
2 -	34.560	23.353	57.913 (1)	75.08		14:14:50.161	
3 -	35.218	23.534	58.752	74.01	0.839	14:15:48.913	
4 -	35.303	23.178	58.481	74.35	0.568	14:16:47.394	
5 -	34.939	23.660	58.599	74.20	0.686	14:17:45.993	
6 -	34.594	23.483	58.077	74.87	0.164	14:18:44.070	
7 -	34.621	23.683	58.304	74.58	0.391	14:19:42.374	
8 -	34.856	23.159	58.015 (2)	74.95	0.102	14:20:40.389	
9 -	34.480	23.826	58.306	74.58	0.393	14:21:38.695	
10 -	34.556	23.477	58.033 (3)	74.93	0.120	14:22:36.728	

BMCRC - MRO Championships 2022 - Rnd 1 @ Brands Hatch Indy

Illuminate Design 250MZs & Blue Haze GPF

RACE 9 - SECTOR ANALYSIS



SECTOR 1 = FL to I1, SECTOR 2 = I1 to FL, DIFF = Difference To Personal Best Lap, P = Crossed Finish Line in Pit Lane, D = Time Disallowed

P13 69		Alexander MANN		MZ TS 250 - HS RACING		
IDEAL LAP TIME : 57.555		BEST LAP TIME : 57.555		DIFFERENCE : 0.000		
LAP	SECTOR 1	SECTOR 2	LAP TIME	MPH	DIFF	TIME OF DAY
1 -		23.685	1:33.337	46.59	35.782	14:13:51.006
2 -	35.281	23.555	58.836	73.91	1.281	14:14:49.842
3 -	34.969	23.585	58.554	74.26	0.999	14:15:48.396
4 -	35.260	23.308	58.568	74.24	1.013	14:16:46.964
5 -	35.046	23.579	58.625	74.17	1.070	14:17:45.589
6 -	35.175	23.408	58.583	74.22	1.028	14:18:44.172
7 -	34.748	23.559	58.307 (2)	74.58	0.752	14:19:42.479
8 -	35.289	23.139	58.428	74.42	0.873	14:20:40.907
9 -	34.705	23.644	58.349 (3)	74.52	0.794	14:21:39.256
10 -	34.601	22.954	57.555 (1)	75.55		14:22:36.811

P14 71 GPF		Richard HICKLING		Aprilia RS 125 - Millstream Motor Services & Ringwood Tyres		
IDEAL LAP TIME : 59.489		BEST LAP TIME : 1:00.118		DIFFERENCE : 0.629		
LAP	SECTOR 1	SECTOR 2	LAP TIME	MPH	DIFF	TIME OF DAY
1 -		24.388	1:10.727	61.48	10.609	14:13:28.396
2 -	36.558	25.318	1:01.876	70.27	1.758	14:14:30.272
3 -	37.638	25.256	1:02.894	69.14	2.776	14:15:33.166
4 -	35.878	25.217	1:01.095	71.17	0.977	14:16:34.261
5 -	37.263	24.569	1:01.832	70.32	1.714	14:17:36.093
6 -	36.472	24.400	1:00.872	71.43	0.754	14:18:36.965
7 -	36.144	23.974	1:00.118 (1)	72.33		14:19:37.083
8 -	35.734	24.550	1:00.284 (3)	72.13	0.166	14:20:37.367
9 -	36.206	24.070	1:00.276 (2)	72.14	0.158	14:21:37.643
10 -	37.026	23.755	1:00.781	71.54	0.663	14:22:38.424

P15 81		Scott GRANT		MZ ETZ250 - Katie, Mum and Dad		
IDEAL LAP TIME : 58.099		BEST LAP TIME : 58.266		DIFFERENCE : 0.167		
LAP	SECTOR 1	SECTOR 2	LAP TIME	MPH	DIFF	TIME OF DAY
1 -		23.928	1:34.514	46.00	36.248	14:13:52.183
2 -	35.224	23.544	58.768	73.99	0.502	14:14:50.951
3 -	35.071	23.553	58.624 (2)	74.17	0.358	14:15:49.575
4 -	35.264	23.436	58.700 (3)	74.08	0.434	14:16:48.275
5 -	35.456	23.691	59.147	73.52	0.881	14:17:47.422
6 -	34.663	23.603	58.266 (1)	74.63		14:18:45.688
7 -	35.221	23.526	58.747	74.02	0.481	14:19:44.435
8 -	35.391	23.620	59.011	73.69	0.745	14:20:43.446
9 -	35.085	23.773	58.858	73.88	0.592	14:21:42.304
10 -	35.208	23.764	58.972	73.74	0.706	14:22:41.276

P16 96		Chris KENT		MZ ETZ250 - Powder House Coatings Ltd		
IDEAL LAP TIME : 58.394		BEST LAP TIME : 58.592		DIFFERENCE : 0.198		
LAP	SECTOR 1	SECTOR 2	LAP TIME	MPH	DIFF	TIME OF DAY
1 -		23.624	1:34.594	45.97	36.002	14:13:52.263
2 -	35.050	23.587	58.637 (2)	74.16	0.045	14:14:50.900
3 -	34.976	23.616	58.592 (1)	74.21		14:15:49.492
4 -	35.247	23.418	58.665 (3)	74.12	0.073	14:16:48.157
5 -	35.426	23.792	59.218	73.43	0.626	14:17:47.375
6 -	35.922	23.776	59.698	72.84	1.106	14:18:47.073
7 -	35.432	23.792	59.224	73.42	0.632	14:19:46.297
8 -	35.682	24.431	1:00.113	72.34	1.521	14:20:46.410
9 -	36.125	23.963	1:00.088	72.37	1.496	14:21:46.498

BMCRC - MRO Championships 2022 - Rnd 1 @ Brands Hatch Indy

Illuminate Design 250MZs & Blue Haze GPF

RACE 9 - SECTOR ANALYSIS



SECTOR 1 = FL to I1, SECTOR 2 = I1 to FL, DIFF = Difference To Personal Best Lap, P = Crossed Finish Line in Pit Lane, D = Time Disallowed

P17 199 GPF Michael FROST			Yamaha TZR250 -			
IDEAL LAP TIME : 1:01.479		BEST LAP TIME : 1:01.777		DIFFERENCE : 0.298		
LAP	SECTOR 1	SECTOR 2	LAP TIME	MPH	DIFF	TIME OF DAY
1 -		24.525	1:09.064	62.96	7.287	14:13:26.733
2 -	37.506	24.271	1:01.777 (1)	70.39		14:14:28.510
3 -	38.003	24.834	1:02.837	69.20	1.060	14:15:31.347
4 -	37.208	24.668	1:01.876 (2)	70.27	0.099	14:16:33.223
5 -	38.335	24.968	1:03.303	68.69	1.526	14:17:36.526
6 -	38.087	24.954	1:03.041	68.98	1.264	14:18:39.567
7 -	37.230	25.025	1:02.255	69.85	0.478	14:19:41.822
8 -	38.589	25.365	1:03.954	67.99	2.177	14:20:45.776
9 -	37.731	24.412	1:02.143 (3)	69.97	0.366	14:21:47.919

P18 22 Simon FINCH			MZ ETZ250 - BlueCloud Projects Ltd			
IDEAL LAP TIME : 1:00.834		BEST LAP TIME : 1:01.651		DIFFERENCE : 0.817		
LAP	SECTOR 1	SECTOR 2	LAP TIME	MPH	DIFF	TIME OF DAY
1 -		24.473	1:37.887	44.42	36.236	14:13:55.556
2 -	36.361	28.141	1:04.502	67.41	2.851	14:15:00.058
3 -	38.454	24.687	1:03.141	68.87	1.490	14:16:03.199
4 -	37.694	25.373	1:03.067	68.95	1.416	14:17:06.266
5 -	37.546	25.528	1:03.074	68.94	1.423	14:18:09.340
6 -	37.186	24.829	1:02.015 (2)	70.12	0.364	14:19:11.355
7 -	37.401	24.788	1:02.189 (3)	69.92	0.538	14:20:13.544
8 -	36.855	24.796	1:01.651 (1)	70.53		14:21:15.195
9 -	37.376	25.387	1:02.763	69.28	1.112	14:22:17.958

P19 3 Max MAUD			MZ ETZ 250 -			
IDEAL LAP TIME : 1:02.958		BEST LAP TIME : 1:03.226		DIFFERENCE : 0.268		
LAP	SECTOR 1	SECTOR 2	LAP TIME	MPH	DIFF	TIME OF DAY
1 -		25.537	1:39.562	43.67	36.336	14:13:57.231
2 -	37.596	25.630	1:03.226 (1)	68.77		14:15:00.457
3 -	38.426	25.517	1:03.943	68.00	0.717	14:16:04.400
4 -	37.824	25.425	1:03.249 (3)	68.75	0.023	14:17:07.649
5 -	37.876	25.362	1:03.238 (2)	68.76	0.012	14:18:10.887
6 -	37.832	26.357	1:04.189	67.74	0.963	14:19:15.076
7 -	37.673	26.179	1:03.852	68.10	0.626	14:20:18.928
8 -	37.981	25.696	1:03.677	68.29	0.451	14:21:22.605
9 -	38.434	25.845	1:04.279	67.65	1.053	14:22:26.884

P20 14 Andy MARKS			MZ ETZ250 - Kingpin Components			
IDEAL LAP TIME : 1:02.615		BEST LAP TIME : 1:02.615		DIFFERENCE : 0.000		
LAP	SECTOR 1	SECTOR 2	LAP TIME	MPH	DIFF	TIME OF DAY
1 -		26.872	1:42.213	42.54	39.598	14:13:59.882
2 -	39.687	26.334	1:06.021	65.86	3.406	14:15:05.903
3 -	40.627	26.742	1:07.369	64.54	4.754	14:16:13.272
4 -	39.147	26.537	1:05.684	66.20	3.069	14:17:18.956
5 -	38.559	25.494	1:04.053	67.89	1.438	14:18:23.009
6 -	37.263	25.352	1:02.615 (1)	69.44		14:19:25.624
7 -	37.922	25.912	1:03.834	68.12	1.219	14:20:29.458
8 -	38.056	25.478	1:03.534 (3)	68.44	0.919	14:21:32.992
9 -	37.424	25.577	1:03.001 (2)	69.02	0.386	14:22:35.993

BMCRC - MRO Championships 2022 - Rnd 1 @ Brands Hatch Indy

Illuminate Design 250MZs & Blue Haze GPF

RACE 9 - SECTOR ANALYSIS



SECTOR 1 = FL to I1, SECTOR 2 = I1 to FL, DIFF = Difference To Personal Best Lap, P = Crossed Finish Line in Pit Lane, D = Time Disallowed

P21 565 R Louis KERSHAW			MZ ETZ250 -			
IDEAL LAP TIME : 1:02.852		BEST LAP TIME : 1:02.852		DIFFERENCE : 0.000		
LAP	SECTOR 1	SECTOR 2	LAP TIME	MPH	DIFF	TIME OF DAY
1 -		26.313	1:41.437	42.86	38.585	14:13:59.106
2 -	39.897	26.444	1:06.341	65.54	3.489	14:15:05.447
3 -	40.441	25.971	1:06.412	65.47	3.560	14:16:11.859
4 -	38.768	25.513	1:04.281 (3)	67.64	1.429	14:17:16.140
5 -	38.923	25.577	1:04.500	67.42	1.648	14:18:20.640
6 -	38.361	25.510	1:03.871 (2)	68.08	1.019	14:19:24.511
7 -	38.699	26.163	1:04.862	67.04	2.010	14:20:29.373
8 -	39.398	25.455	1:04.853	67.05	2.001	14:21:34.226
9 -	37.754	25.098	1:02.852 (1)	69.18		14:22:37.078

P22 66 R Graeme LEWIS			MZ ETZ250 -			
IDEAL LAP TIME : 1:05.653		BEST LAP TIME : 1:05.897		DIFFERENCE : 0.244		
LAP	SECTOR 1	SECTOR 2	LAP TIME	MPH	DIFF	TIME OF DAY
1 -		27.307	1:46.778	40.72	40.881	14:14:04.447
2 -	40.090	26.624	1:06.714	65.18	0.817	14:15:11.161
3 -	40.345	26.087	1:06.432 (3)	65.45	0.535	14:16:17.593
4 -	39.566	26.331	1:05.897 (1)	65.99		14:17:23.490
5 -	39.656	26.584	1:06.240 (2)	65.64	0.343	14:18:29.730
6 -	40.512	27.061	1:07.573	64.35	1.676	14:19:37.303
7 -	40.338	26.282	1:06.620	65.27	0.723	14:20:43.923
8 -	39.847	26.791	1:06.638	65.25	0.741	14:21:50.561

P23 13 R Gordon RYAN			MZ ETZ250 - Prism Work Psychology			
IDEAL LAP TIME : 1:05.655		BEST LAP TIME : 1:05.783		DIFFERENCE : 0.128		
LAP	SECTOR 1	SECTOR 2	LAP TIME	MPH	DIFF	TIME OF DAY
1 -		26.924	1:49.350	39.76	43.567	14:14:07.019
2 -	41.319	27.378	1:08.697	63.30	2.914	14:15:15.716
3 -	40.216	26.217	1:06.433	65.45	0.650	14:16:22.149
4 -	39.547	26.406	1:05.953 (2)	65.93	0.170	14:17:28.102
5 -	40.006	26.521	1:06.527	65.36	0.744	14:18:34.629
6 -	39.810	26.511	1:06.321 (3)	65.56	0.538	14:19:40.950
7 -	40.189	26.786	1:06.975	64.92	1.192	14:20:47.925
8 -	39.675	26.108	1:05.783 (1)	66.10		14:21:53.708

P24 24 R Tony PARKER			MZ ETZ250 -			
IDEAL LAP TIME : 1:07.898		BEST LAP TIME : 1:07.898		DIFFERENCE : 0.000		
LAP	SECTOR 1	SECTOR 2	LAP TIME	MPH	DIFF	TIME OF DAY
1 -		28.154	1:47.643	40.39	39.745	14:14:05.312
2 -	42.877	27.361	1:10.238	61.91	2.340	14:15:15.550
3 -	42.023	27.744	1:09.767	62.33	1.869	14:16:25.317
4 -	41.767	27.356	1:09.123	62.91	1.225	14:17:34.440
5 -	42.029	27.505	1:09.534	62.53	1.636	14:18:43.974
6 -	41.219	27.284	1:08.503 (2)	63.48	0.605	14:19:52.477
7 -	41.270	27.464	1:08.734 (3)	63.26	0.836	14:21:01.211
8 -	41.047	26.851	1:07.898 (1)	64.04		14:22:09.109

P25 38 Chris PETTET			MZ ETZ250 -			
IDEAL LAP TIME : 1:04.941		BEST LAP TIME : 1:05.193		DIFFERENCE : 0.252		
LAP	SECTOR 1	SECTOR 2	LAP TIME	MPH	DIFF	TIME OF DAY
1 -		26.488	1:41.946	42.65	36.753	14:13:59.615
2 -	39.346	26.339	1:05.685	66.20	0.492	14:15:05.300
3 -	40.881	26.500	1:07.381	64.53	2.188	14:16:12.681
4 -	39.273	27.216	1:06.489	65.40	1.296	14:17:19.170
5 -	39.478	25.812	1:05.290 (2)	66.60	0.097	14:18:24.460
6 -	39.213	25.980	1:05.193 (1)	66.70		14:19:29.653
7 -	39.270	26.070	1:05.340	66.55	0.147	14:20:34.993
8 -	39.129	26.168	1:05.297 (3)	66.59	0.104	14:21:40.290

BMCRC - MRO Championships 2022 - Rnd 1 @ Brands Hatch Indy

Illuminate Design 250MZs & Blue Haze GPF

RACE 9 - SECTOR ANALYSIS



SECTOR 1 = FL to I1, SECTOR 2 = I1 to FL, DIFF = Difference To Personal Best Lap, P = Crossed Finish Line in Pit Lane, D = Time Disallowed

P26	60 GPF	Daniel GOUGH	Yamaha TZR 250 - G Force Motorcycles			
IDEAL LAP TIME : 58.159		BEST LAP TIME : 58.543	DIFFERENCE : 0.384			
LAP	SECTOR 1	SECTOR 2	LAP TIME	MPH	DIFF	TIME OF DAY
1 -		22.812	1:03.510	68.47	4.967	14:13:21.179
2 -	35.347	23.196	58.543 (1)	74.28		14:14:19.722
P27	32	John ASHMEAD	MZ ETZ250 -			
IDEAL LAP TIME : 1:00.807		BEST LAP TIME :	DIFFERENCE :			
LAP	SECTOR 1	SECTOR 2	LAP TIME	MPH	DIFF	TIME OF DAY
1 -		24.568	1:36.997	44.83		14:13:54.666
P28	93	Caleb WRIGHT	MZ ETZ250 - Chilton Motors			
IDEAL LAP TIME :		BEST LAP TIME :	DIFFERENCE :			
LAP	SECTOR 1	SECTOR 2	LAP TIME	MPH	DIFF	TIME OF DAY
1 -		27.303	1:46.524	40.82		14:14:04.193
P29	8 R	Rich ASKEW	MZ ETZ250 -			
IDEAL LAP TIME :		BEST LAP TIME :	DIFFERENCE :			
LAP	SECTOR 1	SECTOR 2	LAP TIME	MPH	DIFF	TIME OF DAY
1 -		28.455	1:47.732	40.36		14:14:05.401
P30	63	Clive HILLIER	MZ ETZ250 - my pension			
IDEAL LAP TIME :		BEST LAP TIME :	DIFFERENCE :			
LAP	SECTOR 1	SECTOR 2	LAP TIME	MPH	DIFF	TIME OF DAY
1 -		27.912	1:47.747	40.35		14:14:05.416

BMCRC - MRO Championships 2022 - Rnd 1 @ Brands Hatch Indy

Illuminate Design 250MZs & Blue Haze GPF

RACE 9 - BEST SECTORS

SECTOR 1				SECTOR 2				IDEAL / BEST COMPARISON				
POS	NO	NAME	TIME	NO	NAME	TIME	POS	NO	NAME	IDEAL	BEST	DIFF
									PERFECT LAP	55.224		
1	88	STANLEY	33.044	55	TOLAND	22.180	1	88	STANLEY	55.369	55.443	0.074
2	55	TOLAND	33.252	88	STANLEY	22.325	2	55	TOLAND	55.432	55.607	0.175
3	4	SEATH	33.917	4	SEATH	22.476	3	4	SEATH	56.393	56.522	0.129
4	75	WOODALL	34.457	28	McCARTER	22.577	4	70	BURSCOUGH	57.198	57.879	0.681
5	85	WALES	34.480	70	BURSCOUGH	22.714	5	28	McCARTER	57.317	57.317	0.000
6	70	BURSCOUGH	34.484	333	STUBBERFIELD	22.794	6	69	MANN	57.555	57.555	0.000
7	69	MANN	34.601	60	GOUGH	22.812	7	85	WALES	57.639	57.913	0.274
8	95	ROGERS	34.624	125	HIGERTY	22.830	8	75	WOODALL	57.674	57.898	0.224
9	81	GRANT	34.663	69	MANN	22.954	9	95	ROGERS	57.717	57.890	0.173
10	28	McCARTER	34.740	95	ROGERS	23.093	10	333	STUBBERFIELD	57.878	58.144	0.266
11	26	LEE	34.913	85	WALES	23.159	11	125	HIGERTY	58.059	58.334	0.275
12	96	KENT	34.976	26	LEE	23.164	12	26	LEE	58.077	58.724	0.647
13	333	STUBBERFIELD	35.084	75	WOODALL	23.217	13	81	GRANT	58.099	58.266	0.167
14	125	HIGERTY	35.229	96	KENT	23.418	14	60	GOUGH	58.159	58.543	0.384
15	60	GOUGH	35.347	81	GRANT	23.436	15	96	KENT	58.394	58.592	0.198
16	141	ABRAHAM	35.547	141	ABRAHAM	23.443	16	141	ABRAHAM	58.990	59.077	0.087
17	71	HICKLING	35.734	71	HICKLING	23.755	17	71	HICKLING	59.489	1:00.118	0.629
18	32	ASHMEAD	36.239	199	FROST	24.271	18	32	ASHMEAD	1:00.807		
19	22	FINCH	36.361	22	FINCH	24.473	19	22	FINCH	1:00.834	1:01.651	0.817
20	199	FROST	37.208	32	ASHMEAD	24.568	20	199	FROST	1:01.479	1:01.777	0.298
21	14	MARKS	37.263	565	KERSHAW	25.098	21	14	MARKS	1:02.615	1:02.615	0.000
22	3	MAUD	37.596	14	MARKS	25.352	22	565	KERSHAW	1:02.852	1:02.852	0.000
23	565	KERSHAW	37.754	3	MAUD	25.362	23	3	MAUD	1:02.958	1:03.226	0.268
24	38	PETTET	39.129	38	PETTET	25.812	24	38	PETTET	1:04.941	1:05.193	0.252
25	13	RYAN	39.547	66	LEWIS	26.087	25	66	LEWIS	1:05.653	1:05.897	0.244
26	66	LEWIS	39.566	13	RYAN	26.108	26	13	RYAN	1:05.655	1:05.783	0.128
27	24	PARKER	41.047	24	PARKER	26.851	27	24	PARKER	1:07.898	1:07.898	0.000
28				93	WRIGHT	27.303	28	8	ASKEW			
29				63	HILLIER	27.912	29	63	HILLIER			
30				8	ASKEW	28.455	30	93	WRIGHT			
31												

BMCRC - MRO Championships 2022 - Rnd 1 @ Brands Hatch Indy

Illuminate Design 250MZs & Blue Haze GPF

RACE 9 - STATISTICS

Competitors Started 30
Planned Start 2022-03-12 @ 14:51:00.000
Actual Start 2022-03-12 @ 14:12:17.668
Finish Time 2022-03-12 @ 14:21:45.755
Track Length 1.2079mi.
Total Laps 242
Total Distance Covered 292.3228mi.

Session Fastest Lap History

NO	CL	NAME	LAP TIME	TIME OF DAY	LAP	VEHICLE
88	GPF	Michael STANLEY	56.038	14:14:15.484	2	Yamaha TZR 250
55	GPF	Paul TOLAND	55.776	14:14:15.595	2	Yamaha TZR250
88	GPF	Michael STANLEY	55.457	14:18:02.546	6	Yamaha TZR 250
88	GPF	Michael STANLEY	55.443	14:18:57.990	7	Yamaha TZR 250

Session Leader History

NO	CL	NAME	FROM LAP	LAPS LED	DISTANCE	VEHICLE
88	GPF	Michael STANLEY	1	2	2.41 miles	Yamaha TZR 250
55	GPF	Paul TOLAND	3	1	1.20 miles	Yamaha TZR250
88	GPF	Michael STANLEY	4	7	8.45 miles	Yamaha TZR 250

Flag History

TYPE	TIME OF DAY
GREEN	14:12:17.668
FINISH	14:21:45.755

Flag Statistics

TYPE	COUNT	TOTAL LAPS	TOTAL TIME
Green	1	10	10:30.992
Red	0	0	0.000
Safety Car	0	0	0.000
FCY	0	0	0.000

BMCRC - MRO Championships 2022 - Rnd 1 @ Brands Hatch Indy

Illuminate Design 250MZs & Blue Haze GPF

RACE 9 - STATISTICS

CLASS : GPF

12 Starters

Fastest Lap History

NO	NAME	LAP TIME	TIME OF DAY	LAP	VEHICLE
88	Michael STANLEY	56.038	14:14:15.484	2	Yamaha TZR 250
55	Paul TOLAND	55.776	14:14:15.595	2	Yamaha TZR250
88	Michael STANLEY	55.457	14:18:02.546	6	Yamaha TZR 250
88	Michael STANLEY	55.443	14:18:57.990	7	Yamaha TZR 250

Leader History

NO	NAME	FROM LAP	LAPS LED	DISTANCE	VEHICLE
88	Michael STANLEY	1	2	2.41 miles	Yamaha TZR 250
55	Paul TOLAND	3	1	1.20 miles	Yamaha TZR250
88	Michael STANLEY	4	7	8.45 miles	Yamaha TZR 250

BMCRC - MRO Championships 2022 - Rnd 1 @ Brands Hatch Indy

Illuminate Design 250MZs & Blue Haze GPF

RACE 9 - STATISTICS

CLASS :

13 Starters

Fastest Lap History

NO	NAME	LAP TIME	TIME OF DAY	LAP	VEHICLE
69	Alexander MANN	58.836	14:14:49.874	2	MZ TS 250
75	Peter WOODALL	58.539	14:14:49.910	2	MZ ETZ250
95	Christopher ROGERS	58.512	14:14:49.925	2	MZ ETZ250
85	Andrew WALES	57.913	14:14:50.192	2	MZ ETZ250
75	Peter WOODALL	57.898	14:22:36.162	10	MZ ETZ250
95	Christopher ROGERS	57.890	14:22:36.535	10	MZ ETZ250
69	Alexander MANN	57.555	14:22:36.841	10	MZ TS 250

Leader History

NO	NAME	FROM LAP	LAPS LED	DISTANCE	VEHICLE
69	Alexander MANN	1	3	3.62 miles	MZ TS 250
95	Christopher ROGERS	4	2	2.41 miles	MZ ETZ250
75	Peter WOODALL	6	5	6.03 miles	MZ ETZ250

BMCRC - MRO Championships 2022 - Rnd 1 @ Brands Hatch Indy

Illuminate Design 250MZs & Blue Haze GPF

RACE 9 - STATISTICS

CLASS : R

5 Starters

Fastest Lap History

NO	NAME	LAP TIME	TIME OF DAY	LAP	VEHICLE
565	Louis KERSHAW	1:06.341	14:15:05.480	2	MZ ETZ250
565	Louis KERSHAW	1:04.281	14:17:16.174	4	MZ ETZ250
565	Louis KERSHAW	1:03.871	14:19:24.544	6	MZ ETZ250
565	Louis KERSHAW	1:02.852	14:22:37.112	9	MZ ETZ250

Leader History

NO	NAME	FROM LAP	LAPS LED	DISTANCE	VEHICLE
565	Louis KERSHAW	1	9	10.87 miles	MZ ETZ250

BMCRC - MRO Championships 2022 - Rnd 1 @ Brands Hatch Indy

Illuminate Design 250MZs & Blue Haze GPF

RACE 19 - GRID (10 Laps)



ROW 12	36	63	Clive HILLIER	35	8	Rich ASKEW	34	93	Caleb WRIGHT			
ROW 11			1:07.898	33	24	Tony PARKER	32	66	Graeme LEWIS	31	32	John ASHMEAD
ROW 10			1:05.783	30	13	Gordon RYAN	29	38	Chris PETTET	28	3	Max MAUD
ROW 9			1:02.852	27	565	Louis KERSHAW	26	14	Andy MARKS	25	22	Simon FINCH
ROW 8			58.592	24	96	Chris KENT	23	81	Scott GRANT	22	85	Andrew WALES
ROW 7			57.898	21	75	Peter WOODALL	20	95	Christopher ROGERS	19	69	Alexander MANN
ROW 6				18			17			16		
ROW 5				15			14	62	Ian READ	13	167	Mark BAILEY
ROW 4			1:01.777	12	199	Michael FROST	11	71	Richard HICKLING	10	141	David ABRAHAM
ROW 3			58.724	9	26	Damian LEE	8	60	Daniel GOUGH	7	125	Steve HIGERTY
ROW 2			58.144	6	333	Mark STUBBERFIELD	5	70	Andrew BURSCOUGH	4	28	Liam McCARTER
ROW 1			56.522	3	4	James SEATH	2	55	Paul TOLAND	1	88	Michael STANLEY
Pole												

Brands Hatch Indy: 1.2079 miles

These results are provisional until the conclusion of any judicial and technical matters.

Clerk Of Course :	Stewards :	Timekeeper : Craig Smith
-------------------	------------	--------------------------

Results can be found at www.tsl-timing.com

Printed - 14:27 Saturday, 12 March 2022



BMCRC - MRO Championships 2022 - Rnd 1 @ Brands Hatch Indy

Illuminate Design 250MZs & Blue Haze GPF

RACE 19 - CLASSIFICATION



POS	NO	CL	PIC NAME	ENTRY	LAPS	TIME	GAP	DIFF	MPH	BEST	ON
1	4	GPF	1 James SEATH	Aprilia RS250 - Ovenden Earthmoving	10	9:46.001			74.20	56.788	9
2	55	GPF	2 Paul TOLAND	Yamaha TZR250 - Kippers keys	10	9:46.159	0.158	0.158	74.18	57.220	2
3	70	GPF	3 Andrew BURSCOUGH	Yamaha YPVS 350 - Apollo/Merlin/Abbey/Martianiur	10	10:00.117	14.116	13.958	72.46	58.454	3
4	333	GPF	4 Mark STUBBERFIELD	Yamaha TZR250 - Polished concrete London	10	10:04.006	18.005	3.889	71.99	59.190	2
5	26	GPF	5 Damian LEE	Yamaha TZR250 - Leed Autos	10	10:05.946	19.945	1.940	71.76	58.788	10
6	141	GPF	6 David ABRAHAM	Suzuki RG570 - Cambridge Motorcycles	10	10:07.137	21.136	1.191	71.62	58.768	10
7	125	GPF	7 Steve HIGERTY	Yamaha TZR250 - Yellow House/Cambridge MC's	10	10:07.174	21.173	0.037	71.62	59.429	7
8	95		1 Christopher ROGERS	MZ ETZ250 - CB Racing	10	10:16.301	30.300	9.127	70.55	57.822	10
9	81		2 Scott GRANT	MZ ETZ250 - Katie, Mum and Dad	10	10:16.903	30.902	0.602	70.49	57.961	10
10	75		3 Peter WOODALL	MZ ETZ250 - Online Lubricants	10	10:16.908	30.907	0.005	70.49	58.162	10
11	69		4 Alexander MANN	MZ TS 250 - HS RACING	10	10:16.961	30.960	0.053	70.48	58.086	6
12	85		5 Andrew WALES	MZ ETZ250 - Illuminated Design LTD	10	10:19.776	33.775	2.815	70.16	58.198	7
13	71	GPF	8 Richard HICKLING	Aprilia RS 125 - Millstream Motor Services & Ringwo	10	10:20.850	34.849	1.074	70.04	1:00.214	2
14	199	GPF	9 Michael FROST	Yamaha TZR250 -	10	10:25.735	39.734	4.885	69.49	1:01.577	6
15	96		6 Chris KENT	MZ ETZ250 - Powder House Coatings Ltd	10	10:37.282	51.281	11.547	68.23	59.858	2
16	167	GPF	10 Mark BAILEY	Yamaha TZR - South Eastern Air Conditioning ltd	9	10:04.413	1 Lap	1 Lap	64.75	1:05.625	9
17	32		7 John ASHMEAD	MZ ETZ250 -	9	10:04.682	1 Lap	0.269	64.72	1:03.178	6
18	565	R	1 Louis KERSHAW	MZ ETZ250 -	9	10:12.881	1 Lap	8.199	63.85	1:03.667	9
19	3		8 Max MAUD	MZ ETZ 250 -	9	10:14.697	1 Lap	1.816	63.66	1:04.415	9
20	14		9 Andy MARKS	MZ ETZ250 - Kingpin Components	9	10:15.266	1 Lap	0.569	63.61	1:04.234	7
21	38		10 Chris PETTET	MZ ETZ250 -	9	10:28.486	1 Lap	13.220	62.27	1:05.834	3
22	24	R	2 Tony PARKER	MZ ETZ250 -	8	9:53.866	2 Laps	1 Lap	58.58	1:09.739	8
23	93		11 Caleb WRIGHT	MZ ETZ250 - Chilton Motors	8	10:35.738	2 Laps	41.872	54.72	1:14.242	8
24	63		12 Clive HILLIER	MZ ETZ250 - my pension	8	10:35.976	2 Laps	0.238	54.70	1:13.739	2

NOT CLASSIFIED

DNF	13	R	Gordon RYAN	MZ ETZ250 - Prism Work Psychology	4	5:00.766	6 Laps	4 Laps	57.83	1:05.770	2
DNF	22		Simon FINCH	MZ ETZ250 - BlueCloud Projects Ltd	2	2:55.905	8 Laps	2 Laps	49.44	1:18.443	2
DNF	28	GPF	Liam McCARTER	Yamaha TZR 250 - Katie McCarter	0						
DNF	66	R	Graeme LEWIS	MZ ETZ250 -	0						

FASTEST LAP

4	GPF	James SEATH	Aprilia RS250 - Ovenden Earthmoving	9	56.788	76.57 mph	123.23 kph
95		Christopher ROGERS	MZ ETZ250 - CB Racing	10	57.822	75.20 mph	121.03 kph
565	R	Louis KERSHAW	MZ ETZ250 -	9	1:03.667	68.30 mph	109.92 kph

Class GPF - 92.5% of Race Speed = 68.63 mph

Class - 92.5% of Race Speed = 65.25 mph

Class R - 92.5% of Race Speed = 59.06 mph

Weather / Track : Cloudy / Dry

These results are provisional until the conclusion of any judicial and technical matters.

Race Distance: 10 Laps / 12.07 miles

Brands Hatch Indy: 1.2079 miles

Date: 12/03/2022 Start: 17:56 Finish: 18:06

Clerk Of Course :	Stewards :	Timekeeper : Craig Smith
-------------------	------------	--------------------------

Results can be found at www.tsl-timing.com

Printed - 18:09 Saturday, 12 March 2022



BMCRC - MRO Championships 2022 - Rnd 1 @ Brands Hatch Indy

Illuminate Design 250MZs & Blue Haze GPF

RACE 19 - LAP CHART

LAP 1 @ 17:57:39.887

NO	BEHIND	LAP TIME
55		1:01.996
70	1.529	1:03.525
4	1.808	1:03.804
333	2.437	1:04.433
125	4.171	1:06.167
26	4.708	1:06.704
141	5.343	1:07.339
71	6.584	1:08.580
199	7.243	1:09.239
167	8.795	1:10.791
75	25.067	1:27.063
81	25.136	1:27.132
69	26.190	1:28.186
95	26.508	1:28.504
96	26.589	1:28.585
85	26.690	1:28.686
3	30.955	1:32.951
32	32.725	1:34.721
565	33.048	1:35.044
13	33.651	1:35.647
14	33.715	1:35.711
38	33.789	1:35.785
22	35.466	1:37.462
24	39.028	1:41.024
63	40.350	1:42.346
93	45.856	1:47.852

LAP 2 @ 17:58:37.107

NO	BEHIND	LAP TIME
55		57.220
70	3.263	58.954
4	3.301	58.713
333	4.407	59.190
125	7.080	1:00.129
26	7.957	1:00.469
141	8.478	1:00.355
71	9.578	1:00.214
199	11.910	1:01.887
167	18.776	1:07.201
75	27.077	59.230
81	27.218	59.302
85	28.140	58.670
95	28.229	58.941
69	28.231	59.261
96	29.227	59.858
3	38.364	1:04.629
32	39.161	1:03.656
565	41.078	1:05.250
14	41.822	1:05.327
13	42.201	1:05.770
38	42.728	1:06.159
24	52.779	1:10.971
22	56.689	1:18.443
63	56.869	1:13.739

LAP 3 @ 17:59:35.577

NO	BEHIND	LAP TIME
55		58.470
4	2.291	57.460
70	3.247	58.454
93	1 Lap	1:14.667
333	5.286	59.349

125	8.529	59.919
26	9.213	59.726
141	9.602	59.594
71	11.382	1:00.274
199	15.256	1:01.816
167	27.193	1:06.887
75	27.688	59.081
81	27.854	59.106
85	28.325	58.655
95	28.417	58.658
69	28.501	58.740
96	31.231	1:00.474
32	44.957	1:04.266
3	44.994	1:05.100
565	47.805	1:05.197
14	48.512	1:05.160
38	50.092	1:05.834
13	51.256	1:07.525

LAP 4 @ 18:00:34.012

NO	BEHIND	LAP TIME
55		58.435
4	3.552	59.696
70	3.824	59.012
24	1 Lap	1:10.128
333	7.201	1:00.350
125	10.626	1:00.532
26	11.399	1:00.621
141	12.111	1:00.944
71	14.354	1:01.407
63	1 Lap	1:16.172
199	18.728	1:01.907
93	1 Lap	1:16.428
81	28.023	58.604
75	28.073	58.820
85	28.343	58.453
95	28.438	58.456
69	28.591	58.525
96	33.104	1:00.308
167	35.105	1:06.347
32	49.806	1:03.284
3	51.432	1:04.873
565	55.132	1:05.762
14	55.598	1:05.521

LAP 5 @ 18:01:31.862

NO	BEHIND	LAP TIME
55		57.850
38	1 Lap	1:06.459
4	3.550	57.848
70	4.904	58.930
13	1 Lap	1:11.824
333	9.656	1:00.305
125	12.448	59.672
26	13.639	1:00.090
141	14.158	59.897
71	17.589	1:01.085
24	1 Lap	1:11.160
199	22.787	1:01.909
75	29.102	58.879
81	29.554	59.381
95	29.637	59.049
69	30.391	59.650
85	30.434	59.941
63	1 Lap	1:16.662

96	36.661	1:01.407
93	1 Lap	1:16.221
167	44.151	1:06.896
32	55.757	1:03.801

LAP 6 @ 18:02:30.085

NO	BEHIND	LAP TIME
55		58.223
3	1 Lap	1:05.520
4	3.031	57.704
565	1 Lap	1:04.220
14	1 Lap	1:04.676
70	5.836	59.155
38	1 Lap	1:06.959
333	11.403	59.970
125	14.412	1:00.187
26	15.026	59.610
141	15.970	1:00.035
71	20.161	1:00.795
199	26.141	1:01.577
95	29.936	58.522
81	30.018	58.687
75	30.052	59.173
69	30.254	58.086
85	31.039	58.828
24	1 Lap	1:10.136
96	39.640	1:01.202
63	1 Lap	1:15.178
167	52.949	1:07.021

LAP 7 @ 18:03:28.243

NO	BEHIND	LAP TIME
55		58.158
93	2 Laps	1:15.788
32	1 Lap	1:03.178
4	2.778	57.905
3	1 Lap	1:05.017
70	7.859	1:00.181
565	1 Lap	1:04.694
14	1 Lap	1:04.914
333	13.616	1:00.371
125	15.683	59.429
26	16.020	59.152
141	16.982	59.170
38	1 Lap	1:06.697
71	23.187	1:01.184
199	29.652	1:01.669
81	30.223	58.363
95	30.505	58.727
75	30.588	58.694
69	30.623	58.527
85	31.079	58.198
96	42.906	1:01.424
24	1 Lap	1:10.290

LAP 8 @ 18:04:26.753

NO	BEHIND	LAP TIME
55		58.510
4	3.115	58.847
167	1 Lap	1:07.742
32	1 Lap	1:04.649
70	10.433	1:01.084
63	2 Laps	1:16.938
3	1 Lap	1:05.571

333	15.105	59.999
565	1 Lap	1:04.499
125	16.643	59.470
14	1 Lap	1:04.234
26	17.013	59.503
93	2 Laps	1:15.100
141	18.064	59.592
71	25.299	1:00.622
38	1 Lap	1:06.369
95	30.807	58.812
81	30.865	59.152
69	30.976	58.863
75	31.008	58.930
199	33.215	1:02.073
85	33.353	1:00.784
96	46.157	1:01.761
24	1 Lap	1:10.418

LAP 9 @ 18:05:24.854

NO	BEHIND	LAP TIME
55		58.101
4	1.802	56.788
167	1 Lap	1:05.903
70	12.284	59.952
32	1 Lap	1:03.470
333	17.333	1:00.329
125	19.604	1:01.062
26	20.195	1:01.283
141	21.406	1:01.443
565	1 Lap	1:04.548
3	1 Lap	1:06.621
14	1 Lap	1:05.147
71	30.394	1:03.196
95	31.516	58.810
63	2 Laps	1:17.553
75	31.783	58.876
69	31.880	59.005
81	31.979	59.215
85	33.902	58.650
93	2 Laps	1:15.440
38	1 Lap	1:07.320
199	37.134	1:02.020
96	48.964	1:00.908

LAP 10 @ 18:06:23.892

NO	BEHIND	LAP TIME
4		57.236
55	0.158	59.196
24	2 Laps	1:09.739
70	14.116	1:00.870
333	18.005	59.710
167	1 Lap	1:05.625
32	1 Lap	1:03.657
26	19.945	58.788
141	21.136	58.768
125	21.173	1:00.607
565	1 Lap	1:03.667
3	1 Lap	1:04.415
14	1 Lap	1:04.576
95	30.300	57.822
81	30.902	57.961
75	30.907	58.162
69	30.960	58.118
85	33.775	58.911
71	34.849	1:03.493

BMCRC - MRO Championships 2022 - Rnd 1 @ Brands Hatch Indy

Illuminate Design 250MZs & Blue Haze GPF

RACE 19 - SECTOR ANALYSIS



SECTOR 1 = FL to I1, SECTOR 2 = I1 to FL, DIFF = Difference To Personal Best Lap, P = Crossed Finish Line in Pit Lane, D = Time Disallowed

P1 4 GPF James SEATH		Aprilia RS250 - Ovenden Earthmoving				
IDEAL LAP TIME : 56.670		BEST LAP TIME : 56.788		DIFFERENCE : 0.118		
LAP	SECTOR 1	SECTOR 2	LAP TIME	MPH	DIFF	TIME OF DAY
1 -		23.502	1:03.804	68.15	7.016	17:57:41.695
2 -	35.196	23.517	58.713	74.06	1.925	17:58:40.408
3 -	34.772	22.688	57.460 (3)	75.68	0.672	17:59:37.868
4 -	35.415	24.281	59.696	72.84	2.908	18:00:37.564
5 -	34.565	23.283	57.848	75.17	1.060	18:01:35.412
6 -	35.156	22.548	57.704	75.36	0.916	18:02:33.116
7 -	35.030	22.875	57.905	75.09	1.117	18:03:31.021
8 -	36.126	22.721	58.847	73.89	2.059	18:04:29.868
9 -	34.238	22.550	56.788 (1)	76.57		18:05:26.656
10 -	34.122	23.114	57.236 (2)	75.97	0.448	18:06:23.892

P2 55 GPF Paul TOLAND		Yamaha TZR250 - Kippers keys				
IDEAL LAP TIME : 57.067		BEST LAP TIME : 57.220		DIFFERENCE : 0.153		
LAP	SECTOR 1	SECTOR 2	LAP TIME	MPH	DIFF	TIME OF DAY
1 -		23.008	1:01.996	70.14	4.776	17:57:39.887
2 -	34.059	23.161	57.220 (1)	75.99		17:58:37.107
3 -	34.705	23.765	58.470	74.37	1.250	17:59:35.577
4 -	35.199	23.236	58.435	74.41	1.215	18:00:34.012
5 -	34.793	23.057	57.850 (2)	75.17	0.630	18:01:31.862
6 -	35.160	23.063	58.223	74.68	1.003	18:02:30.085
7 -	34.792	23.366	58.158	74.77	0.938	18:03:28.243
8 -	35.476	23.034	58.510	74.32	1.290	18:04:26.753
9 -	34.715	23.386	58.101 (3)	74.84	0.881	18:05:24.854
10 -	35.307	23.889	59.196	73.46	1.976	18:06:24.050

P3 70 GPF Andrew BURSCOUGH		Yamaha YPVS 350 - Apollo/Merlin/Abbey/Martitanium				
IDEAL LAP TIME : 58.116		BEST LAP TIME : 58.454		DIFFERENCE : 0.338		
LAP	SECTOR 1	SECTOR 2	LAP TIME	MPH	DIFF	TIME OF DAY
1 -		23.461	1:03.525	68.45	5.071	17:57:41.416
2 -	35.202	23.752	58.954 (3)	73.76	0.500	17:58:40.370
3 -	35.442	23.012	58.454 (1)	74.39		17:59:38.824
4 -	35.104	23.908	59.012	73.69	0.558	18:00:37.836
5 -	35.324	23.606	58.930 (2)	73.79	0.476	18:01:36.766
6 -	35.217	23.938	59.155	73.51	0.701	18:02:35.921
7 -	35.650	24.531	1:00.181	72.25	1.727	18:03:36.102
8 -	36.755	24.329	1:01.084	71.19	2.630	18:04:37.186
9 -	35.812	24.140	59.952	72.53	1.498	18:05:37.138
10 -	36.544	24.326	1:00.870	71.44	2.416	18:06:38.008

P4 333 GPF Mark STUBBERFIELD		Yamaha TZR250 - Polished concrete London				
IDEAL LAP TIME : 59.190		BEST LAP TIME : 59.190		DIFFERENCE : 0.000		
LAP	SECTOR 1	SECTOR 2	LAP TIME	MPH	DIFF	TIME OF DAY
1 -		23.322	1:04.433	67.48	5.243	17:57:42.324
2 -	35.886	23.304	59.190 (1)	73.46		17:58:41.514
3 -	35.891	23.458	59.349 (2)	73.27	0.159	17:59:40.863
4 -	36.536	23.814	1:00.350	72.05	1.160	18:00:41.213
5 -	36.513	23.792	1:00.305	72.11	1.115	18:01:41.518
6 -	36.407	23.563	59.970	72.51	0.780	18:02:41.488
7 -	36.663	23.708	1:00.371	72.03	1.181	18:03:41.859
8 -	36.111	23.888	59.999	72.47	0.809	18:04:41.858
9 -	36.746	23.583	1:00.329	72.08	1.139	18:05:42.187
10 -	36.175	23.535	59.710 (3)	72.82	0.520	18:06:41.897

BMCRC - MRO Championships 2022 - Rnd 1 @ Brands Hatch Indy

Illuminate Design 250MZs & Blue Haze GPF

RACE 19 - SECTOR ANALYSIS



SECTOR 1 = FL to I1, SECTOR 2 = I1 to FL, DIFF = Difference To Personal Best Lap, P = Crossed Finish Line in Pit Lane, D = Time Disallowed

P5 26 GPF		Damian LEE		Yamaha TZR250 - Leed Autos			
IDEAL LAP TIME : 58.788		BEST LAP TIME : 58.788		DIFFERENCE : 0.000			
LAP	SECTOR 1	SECTOR 2	LAP TIME	MPH	DIFF	TIME OF DAY	
1 -		23.927	1:06.704	65.19	7.916	17:57:44.595	
2 -	36.443	24.026	1:00.469	71.91	1.681	17:58:45.064	
3 -	35.984	23.742	59.726	72.80	0.938	17:59:44.790	
4 -	36.125	24.496	1:00.621	71.73	1.833	18:00:45.411	
5 -	36.229	23.861	1:00.090	72.36	1.302	18:01:45.501	
6 -	36.009	23.601	59.610	72.95	0.822	18:02:45.111	
7 -	35.600	23.552	59.152 (2)	73.51	0.364	18:03:44.263	
8 -	35.691	23.812	59.503 (3)	73.08	0.715	18:04:43.766	
9 -	37.777	23.506	1:01.283	70.95	2.495	18:05:45.049	
10 -	35.371	23.417	58.788 (1)	73.97		18:06:43.837	

P6 141 GPF		David ABRAHAM		Suzuki RG570 - Cambridge Motorcycles			
IDEAL LAP TIME : 58.550		BEST LAP TIME : 58.768		DIFFERENCE : 0.218			
LAP	SECTOR 1	SECTOR 2	LAP TIME	MPH	DIFF	TIME OF DAY	
1 -		23.695	1:07.339	64.57	8.571	17:57:45.230	
2 -	36.612	23.743	1:00.355	72.05	1.587	17:58:45.585	
3 -	36.270	23.324	59.594	72.97	0.826	17:59:45.179	
4 -	36.935	24.009	1:00.944	71.35	2.176	18:00:46.123	
5 -	36.532	23.365	59.897	72.60	1.129	18:01:46.020	
6 -	36.546	23.489	1:00.035	72.43	1.267	18:02:46.055	
7 -	35.795	23.375	59.170 (2)	73.49	0.402	18:03:45.225	
8 -	36.330	23.262	59.592 (3)	72.97	0.824	18:04:44.817	
9 -	37.016	24.427	1:01.443	70.77	2.675	18:05:46.260	
10 -	35.288	23.480	58.768 (1)	73.99		18:06:45.028	

P7 125 GPF		Steve HIGERTY		Yamaha TZR250 - Yellow House/Cambridge MC's			
IDEAL LAP TIME : 59.284		BEST LAP TIME : 59.429		DIFFERENCE : 0.145			
LAP	SECTOR 1	SECTOR 2	LAP TIME	MPH	DIFF	TIME OF DAY	
1 -		23.612	1:06.167	65.72	6.738	17:57:44.058	
2 -	36.638	23.491	1:00.129	72.32	0.700	17:58:44.187	
3 -	36.191	23.728	59.919	72.57	0.490	17:59:44.106	
4 -	36.422	24.110	1:00.532	71.83	1.103	18:00:44.638	
5 -	36.179	23.493	59.672 (3)	72.87	0.243	18:01:44.310	
6 -	36.474	23.713	1:00.187	72.25	0.758	18:02:44.497	
7 -	36.061	23.368	59.429 (1)	73.17		18:03:43.926	
8 -	35.916	23.554	59.470 (2)	73.12	0.041	18:04:43.396	
9 -	37.528	23.534	1:01.062	71.21	1.633	18:05:44.458	
10 -	36.901	23.706	1:00.607	71.75	1.178	18:06:45.065	

P8 95		Christopher ROGERS		MZ ETZ250 - CB Racing			
IDEAL LAP TIME : 57.822		BEST LAP TIME : 57.822		DIFFERENCE : 0.000			
LAP	SECTOR 1	SECTOR 2	LAP TIME	MPH	DIFF	TIME OF DAY	
1 -		23.853	1:28.504	49.13	30.682	17:58:06.395	
2 -	35.771	23.170	58.941	73.77	1.119	17:59:05.336	
3 -	35.170	23.488	58.658	74.13	0.836	18:00:03.994	
4 -	35.281	23.175	58.456 (2)	74.39	0.634	18:01:02.450	
5 -	35.346	23.703	59.049	73.64	1.227	18:02:01.499	
6 -	35.107	23.415	58.522 (3)	74.30	0.700	18:03:00.021	
7 -	35.226	23.501	58.727	74.04	0.905	18:03:58.748	
8 -	35.305	23.507	58.812	73.94	0.990	18:04:57.560	
9 -	35.082	23.728	58.810	73.94	0.988	18:05:56.370	
10 -	34.699	23.123	57.822 (1)	75.20		18:06:54.192	

BMCRC - MRO Championships 2022 - Rnd 1 @ Brands Hatch Indy

Illuminate Design 250MZs & Blue Haze GPF

RACE 19 - SECTOR ANALYSIS



SECTOR 1 = FL to I1, SECTOR 2 = I1 to FL, DIFF = Difference To Personal Best Lap, P = Crossed Finish Line in Pit Lane, D = Time Disallowed

P9 81		Scott GRANT		MZ ETZ250 - Katie, Mum and Dad		
IDEAL LAP TIME : 57.904		BEST LAP TIME : 57.961		DIFFERENCE : 0.057		
LAP	SECTOR 1	SECTOR 2	LAP TIME	MPH	DIFF	TIME OF DAY
1 -		23.742	1:27.132	49.90	29.171	17:58:05.023
2 -	35.662	23.640	59.302	73.32	1.341	17:59:04.325
3 -	35.281	23.825	59.106	73.57	1.145	18:00:03.431
4 -	35.007	23.597	58.604 (3)	74.20	0.643	18:01:02.035
5 -	35.506	23.875	59.381	73.23	1.420	18:02:01.416
6 -	34.753	23.934	58.687	74.09	0.726	18:03:00.103
7 -	34.688	23.675	58.363 (2)	74.50	0.402	18:03:58.466
8 -	35.357	23.795	59.152	73.51	1.191	18:04:57.618
9 -	35.352	23.863	59.215	73.43	1.254	18:05:56.833
10 -	34.745	23.216	57.961 (1)	75.02		18:06:54.794

P10 75		Peter WOODALL		MZ ETZ250 - Online Lubricants		
IDEAL LAP TIME : 58.162		BEST LAP TIME : 58.162		DIFFERENCE : 0.000		
LAP	SECTOR 1	SECTOR 2	LAP TIME	MPH	DIFF	TIME OF DAY
1 -		23.810	1:27.063	49.94	28.901	17:58:04.954
2 -	35.589	23.641	59.230	73.41	1.068	17:59:04.184
3 -	35.392	23.689	59.081	73.60	0.919	18:00:03.265
4 -	35.129	23.691	58.820 (3)	73.93	0.658	18:01:02.085
5 -	35.136	23.743	58.879	73.85	0.717	18:02:00.964
6 -	35.054	24.119	59.173	73.48	1.011	18:03:00.137
7 -	35.004	23.690	58.694 (2)	74.08	0.532	18:03:58.831
8 -	35.497	23.433	58.930	73.79	0.768	18:04:57.761
9 -	35.118	23.758	58.876	73.86	0.714	18:05:56.637
10 -	34.764	23.398	58.162 (1)	74.76		18:06:54.799

P11 69		Alexander MANN		MZ TS 250 - HS RACING		
IDEAL LAP TIME : 57.753		BEST LAP TIME : 58.086		DIFFERENCE : 0.333		
LAP	SECTOR 1	SECTOR 2	LAP TIME	MPH	DIFF	TIME OF DAY
1 -		23.755	1:28.186	49.31	30.100	17:58:06.077
2 -	35.514	23.747	59.261	73.38	1.175	17:59:05.338
3 -	35.319	23.421	58.740	74.03	0.654	18:00:04.078
4 -	35.441	23.084	58.525 (3)	74.30	0.439	18:01:02.603
5 -	35.604	24.046	59.650	72.90	1.564	18:02:02.253
6 -	34.724	23.362	58.086 (1)	74.86		18:03:00.339
7 -	35.056	23.471	58.527	74.30	0.441	18:03:58.866
8 -	35.511	23.352	58.863	73.87	0.777	18:04:57.729
9 -	35.349	23.656	59.005	73.69	0.919	18:05:56.734
10 -	34.669	23.449	58.118 (2)	74.82	0.032	18:06:54.852

P12 85		Andrew WALES		MZ ETZ250 - Illuminated Design LTD		
IDEAL LAP TIME : 58.069		BEST LAP TIME : 58.198		DIFFERENCE : 0.129		
LAP	SECTOR 1	SECTOR 2	LAP TIME	MPH	DIFF	TIME OF DAY
1 -		23.917	1:28.686	49.03	30.488	17:58:06.577
2 -	35.172	23.498	58.670	74.11	0.472	17:59:05.247
3 -	35.088	23.567	58.655	74.13	0.457	18:00:03.902
4 -	35.101	23.352	58.453 (2)	74.39	0.255	18:01:02.355
5 -	35.553	24.388	59.941	72.54	1.743	18:02:02.296
6 -	35.273	23.555	58.828	73.92	0.630	18:03:01.124
7 -	34.717	23.481	58.198 (1)	74.72		18:03:59.322
8 -	36.803	23.981	1:00.784	71.54	2.586	18:05:00.106
9 -	34.890	23.760	58.650 (3)	74.14	0.452	18:05:58.756
10 -	34.805	24.106	58.911	73.81	0.713	18:06:57.667

BMCRC - MRO Championships 2022 - Rnd 1 @ Brands Hatch Indy

Illuminate Design 250MZs & Blue Haze GPF

RACE 19 - SECTOR ANALYSIS



SECTOR 1 = FL to I1, SECTOR 2 = I1 to FL, DIFF = Difference To Personal Best Lap, P = Crossed Finish Line in Pit Lane, D = Time Disallowed

P13 71 GPF Richard HICKLING			Aprilia RS 125 - Millstream Motor Services & Ringwood Tyres			
IDEAL LAP TIME : 1:00.050		BEST LAP TIME : 1:00.214		DIFFERENCE : 0.164		
LAP	SECTOR 1	SECTOR 2	LAP TIME	MPH	DIFF	TIME OF DAY
1 -		24.404	1:08.580	63.40	8.366	17:57:46.471
2 -	36.132	24.082	1:00.214 (1)	72.21		17:58:46.685
3 -	36.088	24.186	1:00.274 (2)	72.14	0.060	17:59:46.959
4 -	35.968	25.439	1:01.407	70.81	1.193	18:00:48.366
5 -	36.182	24.903	1:01.085	71.18	0.871	18:01:49.451
6 -	36.212	24.583	1:00.795	71.52	0.581	18:02:50.246
7 -	36.627	24.557	1:01.184	71.07	0.970	18:03:51.430
8 -	36.100	24.522	1:00.622 (3)	71.73	0.408	18:04:52.052
9 -	37.259	25.937	1:03.196	68.81	2.982	18:05:55.248
10 -	38.011	25.482	1:03.493	68.48	3.279	18:06:58.741

P14 199 GPF Michael FROST			Yamaha TZR250 -			
IDEAL LAP TIME : 1:01.255		BEST LAP TIME : 1:01.577		DIFFERENCE : 0.322		
LAP	SECTOR 1	SECTOR 2	LAP TIME	MPH	DIFF	TIME OF DAY
1 -		24.510	1:09.239	62.80	7.662	17:57:47.130
2 -	37.476	24.411	1:01.887	70.26	0.310	17:58:49.017
3 -	37.507	24.309	1:01.816	70.34	0.239	17:59:50.833
4 -	36.969	24.938	1:01.907	70.24	0.330	18:00:52.740
5 -	37.378	24.531	1:01.909	70.24	0.332	18:01:54.649
6 -	37.183	24.394	1:01.577 (1)	70.62		18:02:56.226
7 -	37.028	24.641	1:01.669 (3)	70.51	0.092	18:03:57.895
8 -	37.647	24.426	1:02.073	70.05	0.496	18:04:59.968
9 -	37.734	24.286	1:02.020	70.11	0.443	18:06:01.988
10 -	37.346	24.292	1:01.638 (2)	70.55	0.061	18:07:03.626

P15 96 Chris KENT			MZ ETZ250 - Powder House Coatings Ltd			
IDEAL LAP TIME : 59.581		BEST LAP TIME : 59.858		DIFFERENCE : 0.277		
LAP	SECTOR 1	SECTOR 2	LAP TIME	MPH	DIFF	TIME OF DAY
1 -		24.431	1:28.585	49.08	28.727	17:58:06.476
2 -	36.124	23.734	59.858 (1)	72.64		17:59:06.334
3 -	35.856	24.618	1:00.474 (3)	71.90	0.616	18:00:06.808
4 -	35.847	24.461	1:00.308 (2)	72.10	0.450	18:01:07.116
5 -	36.517	24.890	1:01.407	70.81	1.549	18:02:08.523
6 -	36.515	24.687	1:01.202	71.05	1.344	18:03:09.725
7 -	36.644	24.780	1:01.424	70.79	1.566	18:04:11.149
8 -	36.359	25.402	1:01.761	70.41	1.903	18:05:12.910
9 -	36.520	24.388	1:00.908	71.39	1.050	18:06:13.818
10 -	36.845	24.510	1:01.355	70.87	1.497	18:07:15.173

P16 167 GPF Mark BAILEY			Yamaha TZR - South Eastern Air Conditioning Ltd			
IDEAL LAP TIME : 1:05.170		BEST LAP TIME : 1:05.625		DIFFERENCE : 0.455		
LAP	SECTOR 1	SECTOR 2	LAP TIME	MPH	DIFF	TIME OF DAY
1 -		25.623	1:10.791	61.42	5.166	17:57:48.682
2 -	40.831	26.370	1:07.201	64.71	1.576	17:58:55.883
3 -	40.078	26.809	1:06.887	65.01	1.262	18:00:02.770
4 -	39.888	26.459	1:06.347 (3)	65.54	0.722	18:01:09.117
5 -	40.272	26.624	1:06.896	65.00	1.271	18:02:16.013
6 -	40.525	26.496	1:07.021	64.88	1.396	18:03:23.034
7 -	41.386	26.356	1:07.742	64.19	2.117	18:04:30.776
8 -	39.780	26.123	1:05.903 (2)	65.98	0.278	18:05:36.679
9 -	39.547	26.078	1:05.625 (1)	66.26		18:06:42.304

BMCRC - MRO Championships 2022 - Rnd 1 @ Brands Hatch Indy

Illuminate Design 250MZs & Blue Haze GPF

RACE 19 - SECTOR ANALYSIS



SECTOR 1 = FL to I1, SECTOR 2 = I1 to FL, DIFF = Difference To Personal Best Lap, P = Crossed Finish Line in Pit Lane, D = Time Disallowed

P17 32		John ASHMEAD		MZ ETZ250 -		
IDEAL LAP TIME : 1:02.977		BEST LAP TIME : 1:03.178		DIFFERENCE : 0.201		
LAP	SECTOR 1	SECTOR 2	LAP TIME	MPH	DIFF	TIME OF DAY
1 -		27.031	1:34.721	45.90	31.543	17:58:12.612
2 -	38.332	25.324	1:03.656	68.31	0.478	17:59:16.268
3 -	38.455	25.811	1:04.266	67.66	1.088	18:00:20.534
4 -	37.746	25.538	1:03.284 (2)	68.71	0.106	18:01:23.818
5 -	38.150	25.651	1:03.801	68.15	0.623	18:02:27.619
6 -	37.919	25.259	1:03.178 (1)	68.83		18:03:30.797
7 -	38.713	25.936	1:04.649	67.26	1.471	18:04:35.446
8 -	38.122	25.348	1:03.470 (3)	68.51	0.292	18:05:38.916
9 -	37.718	25.939	1:03.657	68.31	0.479	18:06:42.573

P18 565 R		Louis KERSHAW		MZ ETZ250 -		
IDEAL LAP TIME : 1:03.667		BEST LAP TIME : 1:03.667		DIFFERENCE : 0.000		
LAP	SECTOR 1	SECTOR 2	LAP TIME	MPH	DIFF	TIME OF DAY
1 -		26.459	1:35.044	45.75	31.377	17:58:12.935
2 -	39.142	26.108	1:05.250	66.64	1.583	17:59:18.185
3 -	39.157	26.040	1:05.197	66.69	1.530	18:00:23.382
4 -	39.590	26.172	1:05.762	66.12	2.095	18:01:29.144
5 -	38.677	25.543	1:04.220 (2)	67.71	0.553	18:02:33.364
6 -	38.685	26.009	1:04.694	67.21	1.027	18:03:38.058
7 -	38.742	25.757	1:04.499 (3)	67.42	0.832	18:04:42.557
8 -	38.774	25.774	1:04.548	67.37	0.881	18:05:47.105
9 -	38.208	25.459	1:03.667 (1)	68.30		18:06:50.772

P19 3		Max MAUD		MZ ETZ 250 -		
IDEAL LAP TIME : 1:04.406		BEST LAP TIME : 1:04.415		DIFFERENCE : 0.009		
LAP	SECTOR 1	SECTOR 2	LAP TIME	MPH	DIFF	TIME OF DAY
1 -		26.293	1:32.951	46.78	28.536	17:58:10.842
2 -	38.459	26.170	1:04.629 (2)	67.28	0.214	17:59:15.471
3 -	38.846	26.254	1:05.100	66.79	0.685	18:00:20.571
4 -	38.912	25.961	1:04.873 (3)	67.03	0.458	18:01:25.444
5 -	38.890	26.630	1:05.520	66.37	1.105	18:02:30.964
6 -	38.925	26.092	1:05.017	66.88	0.602	18:03:35.981
7 -	39.028	26.543	1:05.571	66.31	1.156	18:04:41.552
8 -	39.962	26.659	1:06.621	65.27	2.206	18:05:48.173
9 -	38.445	25.970	1:04.415 (1)	67.50		18:06:52.588

P20 14		Andy MARKS		MZ ETZ250 - Kingpin Components		
IDEAL LAP TIME : 1:03.752		BEST LAP TIME : 1:04.234		DIFFERENCE : 0.482		
LAP	SECTOR 1	SECTOR 2	LAP TIME	MPH	DIFF	TIME OF DAY
1 -		26.675	1:35.711	45.43	31.477	17:58:13.602
2 -	39.078	26.249	1:05.327	66.56	1.093	17:59:18.929
3 -	39.062	26.098	1:05.160	66.73	0.926	18:00:24.089
4 -	38.921	26.600	1:05.521	66.36	1.287	18:01:29.610
5 -	39.026	25.650	1:04.676 (3)	67.23	0.442	18:02:34.286
6 -	39.012	25.902	1:04.914	66.99	0.680	18:03:39.200
7 -	38.102	26.132	1:04.234 (1)	67.69		18:04:43.434
8 -	38.868	26.279	1:05.147	66.75	0.913	18:05:48.581
9 -	38.448	26.128	1:04.576 (2)	67.34	0.342	18:06:53.157

BMCRC - MRO Championships 2022 - Rnd 1 @ Brands Hatch Indy

Illuminate Design 250MZs & Blue Haze GPF

RACE 19 - SECTOR ANALYSIS



SECTOR 1 = FL to I1, SECTOR 2 = I1 to FL, DIFF = Difference To Personal Best Lap, P = Crossed Finish Line in Pit Lane, D = Time Disallowed

P21 38		Chris PETTET		MZ ETZ250 -		
IDEAL LAP TIME : 1:05.322		BEST LAP TIME : 1:05.834		DIFFERENCE : 0.512		
LAP	SECTOR 1	SECTOR 2	LAP TIME	MPH	DIFF	TIME OF DAY
1 -		26.084	1:35.785	45.39	29.951	17:58:13.676
2 -	39.780	26.379	1:06.159 (2)	65.72	0.325	17:59:19.835
3 -	39.238	26.596	1:05.834 (1)	66.05		18:00:25.669
4 -	40.132	26.327	1:06.459	65.43	0.625	18:01:32.128
5 -	39.876	27.083	1:06.959	64.94	1.125	18:02:39.087
6 -	40.157	26.540	1:06.697	65.19	0.863	18:03:45.784
7 -	39.742	26.627	1:06.369 (3)	65.52	0.535	18:04:52.153
8 -	39.901	27.419	1:07.320	64.59	1.486	18:05:59.473
9 -	40.374	26.530	1:06.904	64.99	1.070	18:07:06.377

P22 24 R		Tony PARKER		MZ ETZ250 -		
IDEAL LAP TIME : 1:09.384		BEST LAP TIME : 1:09.739		DIFFERENCE : 0.355		
LAP	SECTOR 1	SECTOR 2	LAP TIME	MPH	DIFF	TIME OF DAY
1 -		28.321	1:41.024	43.04	31.285	17:58:18.915
2 -	43.082	27.889	1:10.971	61.27	1.232	17:59:29.886
3 -	42.801	27.327	1:10.128 (2)	62.00	0.389	18:00:40.014
4 -	43.493	27.667	1:11.160	61.11	1.421	18:01:51.174
5 -	42.683	27.453	1:10.136 (3)	62.00	0.397	18:03:01.310
6 -	42.119	28.171	1:10.290	61.86	0.551	18:04:11.600
7 -	42.429	27.989	1:10.418	61.75	0.679	18:05:22.018
8 -	42.057	27.682	1:09.739 (1)	62.35		18:06:31.757

P23 93		Caleb WRIGHT		MZ ETZ250 - Chilton Motors		
IDEAL LAP TIME : 1:13.989		BEST LAP TIME : 1:14.242		DIFFERENCE : 0.253		
LAP	SECTOR 1	SECTOR 2	LAP TIME	MPH	DIFF	TIME OF DAY
1 -		29.709	1:47.852	40.31	33.610	17:58:25.743
2 -	45.164	29.503	1:14.667 (2)	58.23	0.425	17:59:40.410
3 -	46.606	29.822	1:16.428	56.89	2.186	18:00:56.838
4 -	46.116	30.105	1:16.221	57.05	1.979	18:02:13.059
5 -	46.234	29.554	1:15.788	57.37	1.546	18:03:28.847
6 -	45.786	29.314	1:15.100 (3)	57.90	0.858	18:04:43.947
7 -	46.364	29.076	1:15.440	57.64	1.198	18:05:59.387
8 -	45.417	28.825	1:14.242 (1)	58.57		18:07:13.629

P24 63		Clive HILLIER		MZ ETZ250 - my pension		
IDEAL LAP TIME : 1:13.173		BEST LAP TIME : 1:13.739		DIFFERENCE : 0.566		
LAP	SECTOR 1	SECTOR 2	LAP TIME	MPH	DIFF	TIME OF DAY
1 -		29.032	1:42.346	42.48	28.607	17:58:20.237
2 -	44.141	29.598	1:13.739 (1)	58.97		17:59:33.976
3 -	46.203	29.969	1:16.172 (3)	57.08	2.433	18:00:50.148
4 -	46.858	29.804	1:16.662	56.72	2.923	18:02:06.810
5 -	45.449	29.729	1:15.178 (2)	57.84	1.439	18:03:21.988
6 -	47.154	29.784	1:16.938	56.52	3.199	18:04:38.926
7 -	47.115	30.438	1:17.553	56.07	3.814	18:05:56.479
8 -	46.936	30.452	1:17.388	56.19	3.649	18:07:13.867

P25 13 R		Gordon RYAN		MZ ETZ250 - Prism Work Psychology		
IDEAL LAP TIME : 1:05.374		BEST LAP TIME : 1:05.770		DIFFERENCE : 0.396		
LAP	SECTOR 1	SECTOR 2	LAP TIME	MPH	DIFF	TIME OF DAY
1 -		26.302	1:35.647	45.46	29.877	17:58:13.538
2 -	39.618	26.152	1:05.770 (1)	66.11		17:59:19.308
3 -	39.222	28.303	1:07.525 (2)	64.39	1.755	18:00:26.833
4 -	43.262	28.562	1:11.824 (3)	60.54	6.054	18:01:38.657

BMCRC - MRO Championships 2022 - Rnd 1 @ Brands Hatch Indy

Illuminate Design 250MZs & Blue Haze GPF

RACE 19 - SECTOR ANALYSIS



SECTOR 1 = FL to I1, SECTOR 2 = I1 to FL, DIFF = Difference To Personal Best Lap, P = Crossed Finish Line in Pit Lane, D = Time Disallowed

P26 22		Simon FINCH		MZ ETZ250 - BlueCloud Projects Ltd			
IDEAL LAP TIME : 1:14.958		BEST LAP TIME : 1:18.443		DIFFERENCE : 3.485			
LAP	SECTOR 1	SECTOR 2	LAP TIME	MPH	DIFF	TIME OF DAY	
1 -		30.587	1:37.462	44.61	19.019	17:58:15.353	
2 -	49.611	28.832	1:18.443 (1)	55.43		17:59:33.796	

BMCRC - MRO Championships 2022 - Rnd 1 @ Brands Hatch Indy

Illuminate Design 250MZs & Blue Haze GPF

RACE 19 - BEST SECTORS

SECTOR 1			SECTOR 2			IDEAL / BEST COMPARISON						
POS	NO	NAME	TIME	NO	NAME	TIME	POS	NO	NAME	IDEAL	BEST	DIFF
									PERFECT LAP	56.607		
1	55	TOLAND	34.059	4	SEATH	22.548	1	4	SEATH	56.670	56.788	0.118
2	4	SEATH	34.122	55	TOLAND	23.008	2	55	TOLAND	57.067	57.220	0.153
3	69	MANN	34.669	70	BURSCOUGH	23.012	3	69	MANN	57.753	58.086	0.333
4	81	GRANT	34.688	69	MANN	23.084	4	95	ROGERS	57.822	57.822	0.000
5	95	ROGERS	34.699	95	ROGERS	23.123	5	81	GRANT	57.904	57.961	0.057
6	85	WALES	34.717	81	GRANT	23.216	6	85	WALES	58.069	58.198	0.129
7	75	WOODALL	34.764	141	ABRAHAM	23.262	7	70	BURSCOUGH	58.116	58.454	0.338
8	70	BURSCOUGH	35.104	333	STUBBERFIELD	23.304	8	75	WOODALL	58.162	58.162	0.000
9	141	ABRAHAM	35.288	85	WALES	23.352	9	141	ABRAHAM	58.550	58.768	0.218
10	26	LEE	35.371	125	HIGERTY	23.368	10	26	LEE	58.788	58.788	0.000
11	96	KENT	35.847	75	WOODALL	23.398	11	333	STUBBERFIELD	59.190	59.190	0.000
12	333	STUBBERFIELD	35.886	26	LEE	23.417	12	125	HIGERTY	59.284	59.429	0.145
13	125	HIGERTY	35.916	96	KENT	23.734	13	96	KENT	59.581	59.858	0.277
14	71	HICKLING	35.968	71	HICKLING	24.082	14	71	HICKLING	1:00.050	1:00.214	0.164
15	199	FROST	36.969	199	FROST	24.286	15	199	FROST	1:01.255	1:01.577	0.322
16	32	ASHMEAD	37.718	32	ASHMEAD	25.259	16	32	ASHMEAD	1:02.977	1:03.178	0.201
17	14	MARKS	38.102	565	KERSHAW	25.459	17	565	KERSHAW	1:03.667	1:03.667	0.000
18	565	KERSHAW	38.208	167	BAILEY	25.623	18	14	MARKS	1:03.752	1:04.234	0.482
19	3	MAUD	38.445	14	MARKS	25.650	19	3	MAUD	1:04.406	1:04.415	0.009
20	13	RYAN	39.222	3	MAUD	25.961	20	167	BAILEY	1:05.170	1:05.625	0.455
21	38	PETTET	39.238	38	PETTET	26.084	21	38	PETTET	1:05.322	1:05.834	0.512
22	167	BAILEY	39.547	13	RYAN	26.152	22	13	RYAN	1:05.374	1:05.770	0.396
23	24	PARKER	42.057	24	PARKER	27.327	23	24	PARKER	1:09.384	1:09.739	0.355
24	63	HILLIER	44.141	93	WRIGHT	28.825	24	63	HILLIER	1:13.173	1:13.739	0.566
25	93	WRIGHT	45.164	22	FINCH	28.832	25	93	WRIGHT	1:13.989	1:14.242	0.253
26	22	FINCH	46.126	63	HILLIER	29.032	26	22	FINCH	1:14.958	1:18.443	3.485
27												
28												

BMCRC - MRO Championships 2022 - Rnd 1 @ Brands Hatch Indy

Illuminate Design 250MZs & Blue Haze GPF

RACE 19 - STATISTICS

Competitors Started 27
Planned Start 2022-03-12 @ 17:47:00.000
Actual Start 2022-03-12 @ 17:56:37.890
Finish Time 2022-03-12 @ 18:06:23.891
Track Length 1.2079mi.
Total Laps 234
Total Distance Covered 282.6592mi.

Session Fastest Lap History

NO	CL	NAME	LAP TIME	TIME OF DAY	LAP	VEHICLE
55	GPF	Paul TOLAND	57.220	17:58:37.120	2	Yamaha TZR250
4	GPF	James SEATH	56.788	18:05:26.687	9	Aprilia RS250

Session Leader History

NO	CL	NAME	FROM LAP	LAPS LED	DISTANCE	VEHICLE
55	GPF	Paul TOLAND	1	9	10.87 miles	Yamaha TZR250
4	GPF	James SEATH	10	1	1.20 miles	Aprilia RS250

Flag History

TYPE	TIME OF DAY
GREEN	17:56:37.890
FINISH	18:06:23.891

Flag Statistics

TYPE	COUNT	TOTAL LAPS	TOTAL TIME
Green	1	10	11:47.970
Red	0	0	0.000
Safety Car	0	0	0.000
FCY	0	0	0.000

BMCRC - MRO Championships 2022 - Rnd 1 @ Brands Hatch Indy

Illuminate Design 250MZs & Blue Haze GPF

RACE 19 - STATISTICS

CLASS : GPF

11 Starters

Fastest Lap History

NO	NAME	LAP TIME	TIME OF DAY	LAP	VEHICLE
55	Paul TOLAND	57.220	17:58:37.120	2	Yamaha TZR250
4	James SEATH	56.788	18:05:26.687	9	Aprilia RS250

Leader History

NO	NAME	FROM LAP	LAPS LED	DISTANCE	VEHICLE
55	Paul TOLAND	1	9	10.87 miles	Yamaha TZR250
4	James SEATH	10	1	1.20 miles	Aprilia RS250

BMCRC - MRO Championships 2022 - Rnd 1 @ Brands Hatch Indy

Illuminate Design 250MZs & Blue Haze GPF

RACE 19 - STATISTICS

CLASS :

13 Starters

Fastest Lap History

NO	NAME	LAP TIME	TIME OF DAY	LAP	VEHICLE
75	Peter WOODALL	59.230	17:59:04.216	2	MZ ETZ250
85	Andrew WALES	58.670	17:59:05.278	2	MZ ETZ250
85	Andrew WALES	58.655	18:00:03.934	3	MZ ETZ250
81	Scott GRANT	58.604	18:01:02.067	4	MZ ETZ250
85	Andrew WALES	58.453	18:01:02.386	4	MZ ETZ250
69	Alexander MANN	58.086	18:03:00.372	6	MZ TS 250
95	Christopher ROGERS	57.822	18:06:54.223	10	MZ ETZ250

Leader History

NO	NAME	FROM LAP	LAPS LED	DISTANCE	VEHICLE
75	Peter WOODALL	1	3	3.62 miles	MZ ETZ250
81	Scott GRANT	4	1	1.20 miles	MZ ETZ250
75	Peter WOODALL	5	1	1.20 miles	MZ ETZ250
95	Christopher ROGERS	6	1	1.20 miles	MZ ETZ250
81	Scott GRANT	7	1	1.20 miles	MZ ETZ250
95	Christopher ROGERS	8	3	3.62 miles	MZ ETZ250

BMCRC - MRO Championships 2022 - Rnd 1 @ Brands Hatch Indy

Illuminate Design 250MZs & Blue Haze GPF

RACE 19 - STATISTICS

CLASS : R

3 Starters

Fastest Lap History

NO	NAME	LAP TIME	TIME OF DAY	LAP	VEHICLE
565	Louis KERSHAW	1:05.250	17:59:18.220	2	MZ ETZ250
565	Louis KERSHAW	1:05.197	18:00:23.417	3	MZ ETZ250
565	Louis KERSHAW	1:04.220	18:02:33.398	5	MZ ETZ250
565	Louis KERSHAW	1:03.667	18:06:50.807	9	MZ ETZ250

Leader History

NO	NAME	FROM LAP	LAPS LED	DISTANCE	VEHICLE
565	Louis KERSHAW	1	9	10.87 miles	MZ ETZ250

BMCRC - MRO Championships 2022 - Rnd 1 @ Brands Hatch Indy

Illuminate Design 250MZs & Blue Haze GPF

RACE 10 - GRID - AMENDED (12 Laps)



ROW 12	36		35	62 Ian READ	34	60 Daniel GOUGH	
ROW 11		33	88 Michael STANLEY	32	167 Mark BAILEY	31	28 Liam McCARTER
ROW 10		30	199 Michael FROST	29	71 Richard HICKLING	28	125 Steve HIGERTY
ROW 9		27	333 Mark STUBBERFIELD	26	26 Damian LEE	25	141 David ABRAHAM
ROW 8		24	70 Andrew BURSCOUGH	23	55 Paul TOLAND	22	4 James SEATH
ROW 7		21		20		19	
ROW 6		18	8 Rich ASKEW	17	66 Graeme LEWIS	16	22 Simon FINCH
ROW 5		15	93 Caleb WRIGHT	14	63 Clive HILLIER	13	24 Tony PARKER
ROW 4		12	38 Chris PETTET	11	13 Gordon RYAN	10	3 Max MAUD
ROW 3		9	14 Andy MARKS	8	565 Louis KERSHAW	7	32 John ASHMEAD
ROW 2		6	96 Chris KENT	5	85 Andrew WALES	4	75 Peter WOODALL
ROW 1		3	69 Alexander MANN	2	81 Scott GRANT	1	95 Christopher ROGERS
Pole							

Brands Hatch Indy: 1.2079 miles

These results are provisional until the conclusion of any judicial and technical matters.

Clerk Of Course :	Stewards :	Timekeeper : Craig Smith
-------------------	------------	--------------------------

Results can be found at www.tsl-timing.com

Printed - 08:32 Sunday, 13 March 2022



BMCRC - MRO Championships 2022 - Rnd 1 @ Brands Hatch Indy

Illuminate Design 250MZs & Blue Haze GPF



RACE 10 - CLASSIFICATION

POS	NO	CL	PIC NAME	ENTRY	LAPS	TIME	GAP	DIFF	MPH	BEST	ON
1	75		1 Peter WOODALL	MZ ETZ250 - Online Lubricants	10	10:35.019			68.47	1:01.641	10
2	81		2 Scott GRANT	MZ ETZ250 - Katie, Mum and Dad	10	10:35.103	0.084	0.084	68.47	1:01.502	10
3	85		3 Andrew WALES	MZ ETZ250 - Illuminated Design LTD	10	10:36.300	1.281	1.197	68.34	1:01.782	10
4	95		4 Christopher ROGERS	MZ ETZ250 - CB Racing	10	10:44.236	9.217	7.936	67.50	1:03.119	6
5	55	GPF	1 Paul TOLAND	Yamaha TZR250 - Kippers keys	10	10:44.479	9.460	0.243	67.47	1:00.361	8
6	4	GPF	2 James SEATH	Aprilia RS250 - Ovenden Earthmoving	10	10:49.143	14.124	4.664	66.98	1:00.816	5
7	69		5 Alexander MANN	MZ TS 250 - HS RACING	10	10:53.735	18.716	4.592	66.51	1:04.135	4
8	333	GPF	3 Mark STUBBERFIELD	Yamaha TZR250 - Polished concrete London	10	11:01.143	26.124	7.408	65.77	1:01.904	9
9	96		6 Chris KENT	MZ ETZ250 - Powder House Coatings Ltd	10	11:08.542	33.523	7.399	65.04	1:05.529	3
10	28	GPF	4 Liam McCARTER	Yamaha TZR 250 - Katie McCarter	10	11:16.795	41.776	8.253	64.25	1:02.380	10
11	70	GPF	5 Andrew BURSCOUGH	Yamaha YPVS 350 - Apollo/Merlin/Abbey/Martitaniu	10	11:20.834	45.815	4.039	63.87	1:04.347	4
12	125	GPF	6 Steve HIGERTY	Yamaha TZR250 - Yellow House/Cambridge MC's	10	11:21.722	46.703	0.888	63.78	1:03.139	8
13	141	GPF	7 David ABRAHAM	Suzuki RG570 - Cambridge Motorcycles	10	11:22.307	47.288	0.585	63.73	1:03.798	8
14	71	GPF	8 Richard HICKLING	Aprilia RS 125 - Millstream Motor Services & Ringwr	10	11:32.637	57.618	10.330	62.78	1:05.496	5
15	14		7 Andy MARKS	MZ ETZ250 - Kingpin Components	10	11:35.783	1:00.764	3.146	62.49	1:07.342	4
16	3		8 Max MAUD	MZ ETZ 250 -	9	10:41.334	1 Lap	1 Lap	61.02	1:09.353	8
17	22		9 Simon FINCH	MZ ETZ250 - BlueCloud Projects Ltd	9	10:41.419	1 Lap	0.085	61.01	1:08.820	7
18	13	R	1 Gordon RYAN	MZ ETZ250 - Prism Work Psychology	9	10:49.252	1 Lap	7.833	60.28	1:10.197	9
19	24	R	2 Tony PARKER	MZ ETZ250 -	9	11:00.795	1 Lap	11.543	59.22	1:11.353	7
20	199	GPF	9 Michael FROST	Yamaha TZR250 -	9	11:07.647	1 Lap	6.852	58.61	1:08.651	9
21	63		10 Clive HILLIER	MZ ETZ250 - my pension	9	11:31.852	1 Lap	24.205	56.56	1:14.803	7
22	66	R	3 Graeme LEWIS	MZ ETZ250 -	9	11:32.750	1 Lap	0.898	56.49	1:14.079	9
23	167	GPF	10 Mark BAILEY	Yamaha TZR - South Eastern Air Conditioning Ltd	9	11:39.940	1 Lap	7.190	55.91	1:12.974	7
24	93		11 Caleb WRIGHT	MZ ETZ250 - Chilton Motors	9	11:41.035	1 Lap	1.095	55.82	1:14.373	8

NOT CLASSIFIED

DNF	565	R	Louis KERSHAW	MZ ETZ250 -	5	5:52.369	5 Laps	4 Laps	61.70	1:07.586	5
DNF	62	GPF	Ian READ	Suzuki GS450GT - MIMS Racing	1	1:48.120	9 Laps	4 Laps	40.21		

NOT STARTED

NS	38		Chris PETTET	MZ ETZ250 -							
----	----	--	--------------	-------------	--	--	--	--	--	--	--

FASTEST LAP

	55	GPF	Paul TOLAND	Yamaha TZR250 - Kippers keys	8	1:00.361		72.04 mph		115.94 kph	
	81		Scott GRANT	MZ ETZ250 - Katie, Mum and Dad	10	1:01.502		70.70 mph		113.79 kph	
	565	R	Louis KERSHAW	MZ ETZ250 -	5	1:07.586		64.34 mph		103.54 kph	

Class - 92.5% of Race Speed = 63.33 mph
 Class GPF - 92.5% of Race Speed = 62.40 mph
 Class R - 92.5% of Race Speed = 55.75 mph

Race Distance: 10 Laps / 12.07 miles

Brands Hatch Indy: 1.2079 miles

Date: 13/03/2022 Start: 15:19 Finish: 15:30

Weather / Track : Cloudy / Wet

These results are provisional until the conclusion of any judicial and technical matters.

Clerk Of Course :	Stewards :	Timekeeper : Craig Smith
-------------------	------------	--------------------------

Results can be found at www.tsl-timing.com

Printed - 15:34 Sunday, 13 March 2022



BMCRC - MRO Championships 2022 - Rnd 1 @ Brands Hatch Indy

Illuminate Design 250MZs & Blue Haze GPF

RACE 10 - LAP CHART

LAP 1 @ 15:20:54.958		
NO	BEHIND	LAP TIME

81		1:10.364
85	0.095	1:10.459
95	0.193	1:10.557
75	0.360	1:10.724
96	1.169	1:11.533
69	1.251	1:11.615
565	7.368	1:17.732
3	7.405	1:17.769
14	7.826	1:18.190
13	8.771	1:19.135
22	9.079	1:19.443
24	11.872	1:22.236
66	11.960	1:22.324
63	14.276	1:24.640
93	17.877	1:28.241
4	21.356	1:31.720
55	21.945	1:32.309
70	24.400	1:34.764
333	24.708	1:35.072
141	26.380	1:36.744
28	26.856	1:37.220
125	27.519	1:37.883
71	28.854	1:39.218
199	34.369	1:44.733
167	36.969	1:47.333
62	37.756	1:48.120

LAP 2 @ 15:21:59.234		
NO	BEHIND	LAP TIME

81		1:04.276
85	0.096	1:04.277
75	0.209	1:04.125
95	0.619	1:04.702
69	1.589	1:04.614
96	3.563	1:06.670
565	13.077	1:09.985
14	13.248	1:09.698
3	14.972	1:11.843
22	15.072	1:10.269
13	16.817	1:12.322
55	19.575	1:01.906
4	20.428	1:03.348
66	21.890	1:14.206
24	21.981	1:14.385
70	25.185	1:05.061
333	25.419	1:04.987
63	25.456	1:15.456
141	27.823	1:05.719
28	29.091	1:06.511
125	29.257	1:06.014
71	31.270	1:06.692
93	31.340	1:17.739
199	42.387	1:12.294
167	46.692	1:13.999

LAP 3 @ 15:23:02.792		
NO	BEHIND	LAP TIME

81		1:03.558
85	0.375	1:03.837
75	0.441	1:03.790
95	0.456	1:03.395
69	2.542	1:04.511

96	5.534	1:05.529
55	17.406	1:01.389
565	18.845	1:09.326
14	18.931	1:09.241
4	19.948	1:03.078
22	21.106	1:09.592
3	21.876	1:10.462
333	23.883	1:02.022
13	24.827	1:11.568
70	28.385	1:06.758
141	29.993	1:05.728
125	30.746	1:05.047
24	31.235	1:12.812
28	32.083	1:06.550
71	33.892	1:06.180
66	35.320	1:16.988
63	38.568	1:16.670
93	45.713	1:17.931
199	50.500	1:11.671
167	56.856	1:13.722

LAP 4 @ 15:24:05.914		
NO	BEHIND	LAP TIME

81		1:03.122
75	0.084	1:02.765
85	0.479	1:03.226
95	0.916	1:03.582
69	3.555	1:04.135
96	8.107	1:05.695
55	15.592	1:01.308
4	17.842	1:01.016
14	23.151	1:07.342
333	23.379	1:02.618
565	23.463	1:07.740
22	28.172	1:10.188
3	28.343	1:09.589
70	29.610	1:04.347
141	31.501	1:04.630
125	31.712	1:04.088
13	32.678	1:10.973
28	33.767	1:04.806
71	36.413	1:05.643
24	40.607	1:12.494
66	48.975	1:16.777
63	50.823	1:15.377
199	56.756	1:09.378
93	59.831	1:17.240

LAP 5 @ 15:25:08.942		
NO	BEHIND	LAP TIME

75		1:02.944
81	0.398	1:03.426
85	1.025	1:03.574
95	1.063	1:03.175
69	5.016	1:04.489
167	1 Lap	1:14.585
96	10.877	1:05.798
55	13.159	1:00.595
4	15.630	1:00.816
333	23.176	1:02.825
565	28.021	1:07.586
14	28.073	1:07.950
70	30.944	1:04.362
125	33.580	1:04.896
141	35.416	1:06.943

28	35.432	1:04.693
3	35.466	1:10.151
22	35.477	1:10.333
71	38.881	1:05.496
13	40.637	1:10.987
24	49.389	1:11.810

LAP 6 @ 15:26:11.505		
NO	BEHIND	LAP TIME

81		1:02.165
75	0.082	1:02.645
66	1 Lap	1:16.803
63	1 Lap	1:15.263
85	0.608	1:02.146
199	1 Lap	1:09.851
95	1.619	1:03.119
69	7.003	1:04.550
55	12.096	1:01.500
93	1 Lap	1:17.894
96	14.523	1:06.209
4	14.685	1:01.618
167	1 Lap	1:14.220
333	23.166	1:02.553
70	33.299	1:04.918
14	33.423	1:07.913
125	36.162	1:05.145
28	36.771	1:03.902
141	38.550	1:05.697
71	42.123	1:05.805
3	44.236	1:11.333
22	44.321	1:11.407
13	49.309	1:11.235
24	59.412	1:12.586

LAP 7 @ 15:27:13.805		
NO	BEHIND	LAP TIME

81		1:02.300
75	0.238	1:02.456
85	0.626	1:02.318
95	4.089	1:04.770
69	10.619	1:05.916
199	1 Lap	1:12.128
55	13.126	1:03.330
4	15.059	1:02.674
63	1 Lap	1:18.365
66	1 Lap	1:20.080
96	20.100	1:07.877
333	24.413	1:03.547
93	1 Lap	1:16.579
167	1 Lap	1:14.840
70	36.753	1:05.754
28	37.979	1:03.508
125	39.418	1:05.556
141	40.596	1:04.346
14	41.246	1:10.123
71	45.507	1:05.684
22	50.841	1:08.820
3	52.940	1:11.004
13	58.313	1:11.304

LAP 8 @ 15:28:15.807		
NO	BEHIND	LAP TIME

81		1:02.002
75	0.259	1:02.023

85	0.538	1:01.914
95	5.959	1:03.872
24	1 Lap	1:11.353
55	11.485	1:00.361
69	13.440	1:04.823
4	14.866	1:01.809
199	1 Lap	1:09.900
96	25.010	1:06.912
333	26.081	1:03.670
63	1 Lap	1:14.803
66	1 Lap	1:16.133
93	1 Lap	1:15.369
70	39.943	1:05.192
28	40.168	1:04.191
167	1 Lap	1:12.974
125	40.555	1:03.139
141	42.392	1:03.798
14	47.073	1:07.829
71	49.667	1:06.162
22	59.187	1:10.348
3	1:00.291	1:09.353

LAP 9 @ 15:29:17.972		
NO	BEHIND	LAP TIME

75		1:01.906
81	0.223	1:02.388
85	1.140	1:02.767
13	1 Lap	1:11.531
95	7.378	1:03.584
55	9.840	1:00.520
4	14.571	1:01.870
24	1 Lap	1:11.679
69	16.179	1:04.904
199	1 Lap	1:09.041
333	25.820	1:01.904
96	28.987	1:06.142
28	41.037	1:03.034
63	1 Lap	1:14.904
70	42.964	1:05.186
125	44.301	1:05.911
141	44.855	1:04.628
66	1 Lap	1:15.360
93	1 Lap	1:14.373
167	1 Lap	1:14.049
71	53.060	1:05.558
14	53.208	1:08.300

LAP 10 @ 15:30:19.613		
NO	BEHIND	LAP TIME

75		1:01.641
81	0.084	1:01.502
85	1.281	1:01.782
3	1 Lap	1:09.830
22	1 Lap	1:11.019
95	9.217	1:03.480
55	9.460	1:01.261
4	14.124	1:01.194
13	1 Lap	1:10.197
69	18.716	1:04.178
24	1 Lap	1:11.440
333	26.124	1:01.945
199	1 Lap	1:08.651
96	33.523	1:06.177
28	41.776	1:02.380
70	45.815	1:04.492

BMCRC - MRO Championships 2022 - Rnd 1 @ Brands Hatch Indy

Illuminate Design 250MZs & Blue Haze GPF

RACE 10 - SECTOR ANALYSIS



SECTOR 1 = FL to I1, SECTOR 2 = I1 to FL, DIFF = Difference To Personal Best Lap, P = Crossed Finish Line in Pit Lane, D = Time Disallowed

P1 75		Peter WOODALL		MZ ETZ250 - Online Lubricants		
IDEAL LAP TIME : 1:01.641		BEST LAP TIME : 1:01.641		DIFFERENCE : 0.000		
LAP	SECTOR 1	SECTOR 2	LAP TIME	MPH	DIFF	TIME OF DAY
1 -		25.711	1:10.724	61.48	9.083	15:20:55.318
2 -	38.614	25.511	1:04.125	67.81	2.484	15:21:59.443
3 -	38.202	25.588	1:03.790	68.17	2.149	15:23:03.233
4 -	37.428	25.337	1:02.765	69.28	1.124	15:24:05.998
5 -	37.911	25.033	1:02.944	69.08	1.303	15:25:08.942
6 -	37.291	25.354	1:02.645	69.41	1.004	15:26:11.587
7 -	37.524	24.932	1:02.456	69.62	0.815	15:27:14.043
8 -	37.048	24.975	1:02.023 (3)	70.11	0.382	15:28:16.066
9 -	37.005	24.901	1:01.906 (2)	70.24	0.265	15:29:17.972
10 -	36.980	24.661	1:01.641 (1)	70.54		15:30:19.613

P2 81		Scott GRANT		MZ ETZ250 - Katie, Mum and Dad		
IDEAL LAP TIME : 1:01.502		BEST LAP TIME : 1:01.502		DIFFERENCE : 0.000		
LAP	SECTOR 1	SECTOR 2	LAP TIME	MPH	DIFF	TIME OF DAY
1 -		26.059	1:10.364	61.80	8.862	15:20:54.958
2 -	38.715	25.561	1:04.276	67.65	2.774	15:21:59.234
3 -	37.850	25.708	1:03.558	68.41	2.056	15:23:02.792
4 -	37.763	25.359	1:03.122	68.89	1.620	15:24:05.914
5 -	38.572	24.854	1:03.426	68.56	1.924	15:25:09.340
6 -	37.068	25.097	1:02.165 (3)	69.95	0.663	15:26:11.505
7 -	37.415	24.885	1:02.300	69.80	0.798	15:27:13.805
8 -	37.052	24.950	1:02.002 (2)	70.13	0.500	15:28:15.807
9 -	37.757	24.631	1:02.388	69.70	0.886	15:29:18.195
10 -	36.928	24.574	1:01.502 (1)	70.70		15:30:19.697

P3 85		Andrew WALES		MZ ETZ250 - Illuminated Design LTD		
IDEAL LAP TIME : 1:01.561		BEST LAP TIME : 1:01.782		DIFFERENCE : 0.221		
LAP	SECTOR 1	SECTOR 2	LAP TIME	MPH	DIFF	TIME OF DAY
1 -		26.143	1:10.459	61.71	8.677	15:20:55.053
2 -	38.353	25.924	1:04.277	67.65	2.495	15:21:59.330
3 -	38.117	25.720	1:03.837	68.12	2.055	15:23:03.167
4 -	37.882	25.344	1:03.226	68.77	1.444	15:24:06.393
5 -	38.194	25.380	1:03.574	68.40	1.792	15:25:09.967
6 -	36.917	25.229	1:02.146 (3)	69.97	0.364	15:26:12.113
7 -	37.368	24.950	1:02.318	69.78	0.536	15:27:14.431
8 -	37.041	24.873	1:01.914 (2)	70.23	0.132	15:28:16.345
9 -	37.985	24.782	1:02.767	69.28	0.985	15:29:19.112
10 -	37.138	24.644	1:01.782 (1)	70.38		15:30:20.894

P4 95		Christopher ROGERS		MZ ETZ250 - CB Racing		
IDEAL LAP TIME : 1:02.983		BEST LAP TIME : 1:03.119		DIFFERENCE : 0.136		
LAP	SECTOR 1	SECTOR 2	LAP TIME	MPH	DIFF	TIME OF DAY
1 -		26.011	1:10.557	61.63	7.438	15:20:55.151
2 -	39.134	25.568	1:04.702	67.20	1.583	15:21:59.853
3 -	38.109	25.286	1:03.395 (3)	68.59	0.276	15:23:03.248
4 -	38.445	25.137	1:03.582	68.39	0.463	15:24:06.830
5 -	37.963	25.212	1:03.175 (2)	68.83	0.056	15:25:10.005
6 -	37.846	25.273	1:03.119 (1)	68.89		15:26:13.124
7 -	39.261	25.509	1:04.770	67.13	1.651	15:27:17.894
8 -	38.212	25.660	1:03.872	68.08	0.753	15:28:21.766
9 -	38.249	25.335	1:03.584	68.39	0.465	15:29:25.350
10 -	38.224	25.256	1:03.480	68.50	0.361	15:30:28.830

BMCRC - MRO Championships 2022 - Rnd 1 @ Brands Hatch Indy

Illuminate Design 250MZs & Blue Haze GPF

RACE 10 - SECTOR ANALYSIS



SECTOR 1 = FL to I1, SECTOR 2 = I1 to FL, DIFF = Difference To Personal Best Lap, P = Crossed Finish Line in Pit Lane, D = Time Disallowed

P5 55 GPF Paul TOLAND			Yamaha TZR250 - Kippers keys			
IDEAL LAP TIME : 1:00.355		BEST LAP TIME : 1:00.361		DIFFERENCE : 0.006		
LAP	SECTOR 1	SECTOR 2	LAP TIME	MPH	DIFF	TIME OF DAY
1 -		24.671	1:32.309	47.10	31.948	15:21:16.903
2 -	37.123	24.783	1:01.906	70.24	1.545	15:22:18.809
3 -	36.806	24.583	1:01.389	70.83	1.028	15:23:20.198
4 -	36.759	24.549	1:01.308	70.93	0.947	15:24:21.506
5 -	36.120	24.475	1:00.595 (3)	71.76	0.234	15:25:22.101
6 -	36.476	25.024	1:01.500	70.70	1.139	15:26:23.601
7 -	38.080	25.250	1:03.330	68.66	2.969	15:27:26.931
8 -	36.103	24.258	1:00.361 (1)	72.04		15:28:27.292
9 -	36.268	24.252	1:00.520 (2)	71.85	0.159	15:29:27.812
10 -	36.855	24.406	1:01.261	70.98	0.900	15:30:29.073

P6 4 GPF James SEATH			Aprilia RS250 - Ovenden Earthmoving			
IDEAL LAP TIME : 1:00.758		BEST LAP TIME : 1:00.816		DIFFERENCE : 0.058		
LAP	SECTOR 1	SECTOR 2	LAP TIME	MPH	DIFF	TIME OF DAY
1 -		24.561	1:31.720	47.41	30.904	15:21:16.314
2 -	38.372	24.976	1:03.348	68.64	2.532	15:22:19.662
3 -	38.113	24.965	1:03.078	68.94	2.262	15:23:22.740
4 -	36.980	24.036	1:01.016 (2)	71.26	0.200	15:24:23.756
5 -	36.821	23.995	1:00.816 (1)	71.50		15:25:24.572
6 -	36.872	24.746	1:01.618	70.57	0.802	15:26:26.190
7 -	38.288	24.386	1:02.674	69.38	1.858	15:27:28.864
8 -	37.569	24.240	1:01.809	70.35	0.993	15:28:30.673
9 -	37.540	24.330	1:01.870	70.28	1.054	15:29:32.543
10 -	36.763	24.431	1:01.194 (3)	71.06	0.378	15:30:33.737

P7 69 Alexander MANN			MZ TS 250 - HS RACING			
IDEAL LAP TIME : 1:04.129		BEST LAP TIME : 1:04.135		DIFFERENCE : 0.006		
LAP	SECTOR 1	SECTOR 2	LAP TIME	MPH	DIFF	TIME OF DAY
1 -		25.904	1:11.615	60.72	7.480	15:20:56.209
2 -	38.780	25.834	1:04.614	67.30	0.479	15:22:00.823
3 -	38.675	25.836	1:04.511	67.40	0.376	15:23:05.334
4 -	38.518	25.617	1:04.135 (1)	67.80		15:24:09.469
5 -	38.741	25.748	1:04.489 (3)	67.43	0.354	15:25:13.958
6 -	38.631	25.919	1:04.550	67.36	0.415	15:26:18.508
7 -	39.622	26.294	1:05.916	65.97	1.781	15:27:24.424
8 -	38.898	25.925	1:04.823	67.08	0.688	15:28:29.247
9 -	39.109	25.795	1:04.904	67.00	0.769	15:29:34.151
10 -	38.512	25.666	1:04.178 (2)	67.75	0.043	15:30:38.329

P8 333 GPF Mark STUBBERFIELD			Yamaha TZR250 - Polished concrete London			
IDEAL LAP TIME : 1:01.531		BEST LAP TIME : 1:01.904		DIFFERENCE : 0.373		
LAP	SECTOR 1	SECTOR 2	LAP TIME	MPH	DIFF	TIME OF DAY
1 -		25.491	1:35.072	45.73	33.168	15:21:19.666
2 -	39.295	25.692	1:04.987	66.91	3.083	15:22:24.653
3 -	37.469	24.553	1:02.022 (3)	70.11	0.118	15:23:26.675
4 -	37.864	24.754	1:02.618	69.44	0.714	15:24:29.293
5 -	38.155	24.670	1:02.825	69.21	0.921	15:25:32.118
6 -	37.861	24.692	1:02.553	69.51	0.649	15:26:34.671
7 -	38.952	24.595	1:03.547	68.43	1.643	15:27:38.218
8 -	38.129	25.541	1:03.670	68.29	1.766	15:28:41.888
9 -	37.322	24.582	1:01.904 (1)	70.24		15:29:43.792
10 -	37.736	24.209	1:01.945 (2)	70.20	0.041	15:30:45.737

BMCRC - MRO Championships 2022 - Rnd 1 @ Brands Hatch Indy

Illuminate Design 250MZs & Blue Haze GPF

RACE 10 - SECTOR ANALYSIS



SECTOR 1 = FL to I1, SECTOR 2 = I1 to FL, DIFF = Difference To Personal Best Lap, P = Crossed Finish Line in Pit Lane, D = Time Disallowed

P9 96		Chris KENT		MZ ETZ250 - Powder House Coatings Ltd			
IDEAL LAP TIME : 1:05.180		BEST LAP TIME : 1:05.529		DIFFERENCE : 0.349			
LAP	SECTOR 1	SECTOR 2	LAP TIME	MPH	DIFF	TIME OF DAY	
1 -		26.220	1:11.533	60.79	6.004	15:20:56.127	
2 -	40.147	26.523	1:06.670	65.22	1.141	15:22:02.797	
3 -	38.960	26.569	1:05.529 (1)	66.36		15:23:08.326	
4 -	39.203	26.492	1:05.695 (2)	66.19	0.166	15:24:14.021	
5 -	39.212	26.586	1:05.798 (3)	66.09	0.269	15:25:19.819	
6 -	39.347	26.862	1:06.209	65.67	0.680	15:26:26.028	
7 -	40.953	26.924	1:07.877	64.06	2.348	15:27:33.905	
8 -	39.773	27.139	1:06.912	64.98	1.383	15:28:40.817	
9 -	39.493	26.649	1:06.142	65.74	0.613	15:29:46.959	
10 -	39.406	26.771	1:06.177	65.71	0.648	15:30:53.136	

P10 28 GPF		Liam McCARTER		Yamaha TZR 250 - Katie McCarter			
IDEAL LAP TIME : 1:02.207		BEST LAP TIME : 1:02.380		DIFFERENCE : 0.173			
LAP	SECTOR 1	SECTOR 2	LAP TIME	MPH	DIFF	TIME OF DAY	
1 -		26.131	1:37.220	44.72	34.840	15:21:21.814	
2 -	39.954	26.557	1:06.511	65.38	4.131	15:22:28.325	
3 -	40.982	25.568	1:06.550	65.34	4.170	15:23:34.875	
4 -	39.635	25.171	1:04.806	67.10	2.426	15:24:39.681	
5 -	39.004	25.689	1:04.693	67.21	2.313	15:25:44.374	
6 -	38.736	25.166	1:03.902	68.05	1.522	15:26:48.276	
7 -	38.868	24.640	1:03.508 (3)	68.47	1.128	15:27:51.784	
8 -	38.564	25.627	1:04.191	67.74	1.811	15:28:55.975	
9 -	37.809	25.225	1:03.034 (2)	68.98	0.654	15:29:59.009	
10 -	37.567	24.813	1:02.380 (1)	69.71		15:31:01.389	

P11 70 GPF		Andrew BURSCOUGH		Yamaha YPVS 350 - Apollo/Merlin/Abbey/Martitanium			
IDEAL LAP TIME : 1:04.236		BEST LAP TIME : 1:04.347		DIFFERENCE : 0.111			
LAP	SECTOR 1	SECTOR 2	LAP TIME	MPH	DIFF	TIME OF DAY	
1 -		25.644	1:34.764	45.88	30.417	15:21:19.358	
2 -	39.401	25.660	1:05.061	66.83	0.714	15:22:24.419	
3 -	40.842	25.916	1:06.758	65.13	2.411	15:23:31.177	
4 -	38.764	25.583	1:04.347 (1)	67.58		15:24:35.524	
5 -	38.870	25.492	1:04.362 (2)	67.56	0.015	15:25:39.886	
6 -	39.446	25.472	1:04.918	66.98	0.571	15:26:44.804	
7 -	40.063	25.691	1:05.754	66.13	1.407	15:27:50.558	
8 -	39.546	25.646	1:05.192	66.70	0.845	15:28:55.750	
9 -	39.292	25.894	1:05.186	66.71	0.839	15:30:00.936	
10 -	38.965	25.527	1:04.492 (3)	67.42	0.145	15:31:05.428	

P12 125 GPF		Steve HIGERTY		Yamaha TZR250 - Yellow House/Cambridge MC's			
IDEAL LAP TIME : 1:02.974		BEST LAP TIME : 1:03.139		DIFFERENCE : 0.165			
LAP	SECTOR 1	SECTOR 2	LAP TIME	MPH	DIFF	TIME OF DAY	
1 -		25.899	1:37.883	44.42	34.744	15:21:22.477	
2 -	39.714	26.300	1:06.014	65.87	2.875	15:22:28.491	
3 -	39.442	25.605	1:05.047	66.85	1.908	15:23:33.538	
4 -	39.073	25.015	1:04.088 (3)	67.85	0.949	15:24:37.626	
5 -	38.956	25.940	1:04.896	67.00	1.757	15:25:42.522	
6 -	39.981	25.164	1:05.145	66.75	2.006	15:26:47.667	
7 -	40.268	25.288	1:05.556	66.33	2.417	15:27:53.223	
8 -	38.049	25.090	1:03.139 (1)	68.87		15:28:56.362	
9 -	40.434	25.477	1:05.911	65.97	2.772	15:30:02.273	
10 -	39.118	24.925	1:04.043 (2)	67.90	0.904	15:31:06.316	

BMCRC - MRO Championships 2022 - Rnd 1 @ Brands Hatch Indy

Illuminate Design 250MZs & Blue Haze GPF

RACE 10 - SECTOR ANALYSIS



SECTOR 1 = FL to I1, SECTOR 2 = I1 to FL, DIFF = Difference To Personal Best Lap, P = Crossed Finish Line in Pit Lane, D = Time Disallowed

P13 141 GPF David ABRAHAM			Suzuki RG570 - Cambridge Motorcycles			
IDEAL LAP TIME : 1:03.316		BEST LAP TIME : 1:03.798		DIFFERENCE : 0.482		
LAP	SECTOR 1	SECTOR 2	LAP TIME	MPH	DIFF	TIME OF DAY
1 -		25.972	1:36.744	44.94	32.946	15:21:21.338
2 -	39.814	25.905	1:05.719	66.16	1.921	15:22:27.057
3 -	39.653	26.075	1:05.728	66.16	1.930	15:23:32.785
4 -	39.047	25.583	1:04.630	67.28	0.832	15:24:37.415
5 -	39.726	27.217	1:06.943	64.95	3.145	15:25:44.358
6 -	39.971	25.726	1:05.697	66.19	1.899	15:26:50.055
7 -	38.821	25.525	1:04.346 (3)	67.58	0.548	15:27:54.401
8 -	38.498	25.300	1:03.798 (1)	68.16		15:28:58.199
9 -	39.308	25.320	1:04.628	67.28	0.830	15:30:02.827
10 -	39.256	24.818	1:04.074 (2)	67.86	0.276	15:31:06.901

P14 71 GPF Richard HICKLING			Aprilia RS 125 - Millstream Motor Services & Ringwood Tyres			
IDEAL LAP TIME : 1:04.944		BEST LAP TIME : 1:05.496		DIFFERENCE : 0.552		
LAP	SECTOR 1	SECTOR 2	LAP TIME	MPH	DIFF	TIME OF DAY
1 -		27.035	1:39.218	43.82	33.722	15:21:23.812
2 -	39.998	26.694	1:06.692	65.20	1.196	15:22:30.504
3 -	39.569	26.611	1:06.180	65.70	0.684	15:23:36.684
4 -	39.333	26.310	1:05.643 (3)	66.24	0.147	15:24:42.327
5 -	38.980	26.516	1:05.496 (1)	66.39		15:25:47.823
6 -	39.585	26.220	1:05.805	66.08	0.309	15:26:53.628
7 -	39.185	26.499	1:05.684	66.20	0.188	15:27:59.312
8 -	39.874	26.288	1:06.162	65.72	0.666	15:29:05.474
9 -	39.255	26.303	1:05.558 (2)	66.33	0.062	15:30:11.032
10 -	40.235	25.964	1:06.199	65.68	0.703	15:31:17.231

P15 14 Andy MARKS			MZ ETZ250 - Kingpin Components			
IDEAL LAP TIME : 1:07.342		BEST LAP TIME : 1:07.342		DIFFERENCE : 0.000		
LAP	SECTOR 1	SECTOR 2	LAP TIME	MPH	DIFF	TIME OF DAY
1 -		28.351	1:18.190	55.61	10.848	15:21:02.784
2 -	42.116	27.582	1:09.698	62.39	2.356	15:22:12.482
3 -	41.327	27.914	1:09.241	62.80	1.899	15:23:21.723
4 -	40.235	27.107	1:07.342 (1)	64.57		15:24:29.065
5 -	40.483	27.467	1:07.950	63.99	0.608	15:25:37.015
6 -	40.690	27.223	1:07.913 (3)	64.03	0.571	15:26:44.928
7 -	42.727	27.396	1:10.123	62.01	2.781	15:27:55.051
8 -	40.485	27.344	1:07.829 (2)	64.11	0.487	15:29:02.880
9 -	41.125	27.175	1:08.300	63.66	0.958	15:30:11.180
10 -	41.868	27.329	1:09.197	62.84	1.855	15:31:20.377

P16 3 Max MAUD			MZ ETZ 250 -			
IDEAL LAP TIME : 1:09.332		BEST LAP TIME : 1:09.353		DIFFERENCE : 0.021		
LAP	SECTOR 1	SECTOR 2	LAP TIME	MPH	DIFF	TIME OF DAY
1 -		28.818	1:17.769	55.91	8.416	15:21:02.363
2 -	42.997	28.846	1:11.843	60.52	2.490	15:22:14.206
3 -	42.423	28.039	1:10.462	61.71	1.109	15:23:24.668
4 -	41.919	27.670	1:09.589 (2)	62.48	0.236	15:24:34.257
5 -	42.007	28.144	1:10.151	61.98	0.798	15:25:44.408
6 -	43.084	28.249	1:11.333	60.96	1.980	15:26:55.741
7 -	43.077	27.927	1:11.004	61.24	1.651	15:28:06.745
8 -	41.662	27.691	1:09.353 (1)	62.70		15:29:16.098
9 -	41.867	27.963	1:09.830 (3)	62.27	0.477	15:30:25.928

BMCRC - MRO Championships 2022 - Rnd 1 @ Brands Hatch Indy

Illuminate Design 250MZs & Blue Haze GPF

RACE 10 - SECTOR ANALYSIS



SECTOR 1 = FL to I1, SECTOR 2 = I1 to FL, DIFF = Difference To Personal Best Lap, P = Crossed Finish Line in Pit Lane, D = Time Disallowed

P17 22		Simon FINCH		MZ ETZ250 - BlueCloud Projects Ltd			
IDEAL LAP TIME : 1:08.820		BEST LAP TIME : 1:08.820		DIFFERENCE : 0.000			
LAP	SECTOR 1	SECTOR 2	LAP TIME	MPH	DIFF	TIME OF DAY	
1 -		28.229	1:19.443	54.73	10.623	15:21:04.037	
2 -	42.327	27.942	1:10.269	61.88	1.449	15:22:14.306	
3 -	41.726	27.866	1:09.592 (2)	62.48	0.772	15:23:23.898	
4 -	42.347	27.841	1:10.188 (3)	61.95	1.368	15:24:34.086	
5 -	42.565	27.768	1:10.333	61.82	1.513	15:25:44.419	
6 -	43.322	28.085	1:11.407	60.89	2.587	15:26:55.826	
7 -	41.162	27.658	1:08.820 (1)	63.18		15:28:04.646	
8 -	42.056	28.292	1:10.348	61.81	1.528	15:29:14.994	
9 -	43.115	27.904	1:11.019	61.23	2.199	15:30:26.013	

P18 13 R		Gordon RYAN		MZ ETZ250 - Prism Work Psychology			
IDEAL LAP TIME : 1:10.088		BEST LAP TIME : 1:10.197		DIFFERENCE : 0.109			
LAP	SECTOR 1	SECTOR 2	LAP TIME	MPH	DIFF	TIME OF DAY	
1 -		28.420	1:19.135	54.95	8.938	15:21:03.729	
2 -	43.323	28.999	1:12.322	60.12	2.125	15:22:16.051	
3 -	43.100	28.468	1:11.568	60.76	1.371	15:23:27.619	
4 -	42.979	27.994	1:10.973 (2)	61.27	0.776	15:24:38.592	
5 -	42.716	28.271	1:10.987 (3)	61.25	0.790	15:25:49.579	
6 -	42.931	28.304	1:11.235	61.04	1.038	15:27:00.814	
7 -	43.178	28.126	1:11.304	60.98	1.107	15:28:12.118	
8 -	43.259	28.272	1:11.531	60.79	1.334	15:29:23.649	
9 -	42.094	28.103	1:10.197 (1)	61.94		15:30:33.846	

P19 24 R		Tony PARKER		MZ ETZ250 -			
IDEAL LAP TIME : 1:10.918		BEST LAP TIME : 1:11.353		DIFFERENCE : 0.435			
LAP	SECTOR 1	SECTOR 2	LAP TIME	MPH	DIFF	TIME OF DAY	
1 -		29.628	1:22.236	52.87	10.883	15:21:06.830	
2 -	44.994	29.391	1:14.385	58.46	3.032	15:22:21.215	
3 -	44.463	28.349	1:12.812	59.72	1.459	15:23:34.027	
4 -	43.724	28.770	1:12.494	59.98	1.141	15:24:46.521	
5 -	43.242	28.568	1:11.810	60.55	0.457	15:25:58.331	
6 -	44.296	28.290	1:12.586	59.90	1.233	15:27:10.917	
7 -	43.286	28.067	1:11.353 (1)	60.94		15:28:22.270	
8 -	43.189	28.490	1:11.679 (3)	60.66	0.326	15:29:33.949	
9 -	42.851	28.589	1:11.440 (2)	60.87	0.087	15:30:45.389	

P20 199 GPF		Michael FROST		Yamaha TZR250 -			
IDEAL LAP TIME : 1:08.651		BEST LAP TIME : 1:08.651		DIFFERENCE : 0.000			
LAP	SECTOR 1	SECTOR 2	LAP TIME	MPH	DIFF	TIME OF DAY	
1 -		28.992	1:44.733	41.52	36.082	15:21:29.327	
2 -	43.394	28.900	1:12.294	60.15	3.643	15:22:41.621	
3 -	43.786	27.885	1:11.671	60.67	3.020	15:23:53.292	
4 -	41.731	27.647	1:09.378 (3)	62.67	0.727	15:25:02.670	
5 -	41.897	27.954	1:09.851	62.25	1.200	15:26:12.521	
6 -	44.251	27.877	1:12.128	60.29	3.477	15:27:24.649	
7 -	42.183	27.717	1:09.900	62.21	1.249	15:28:34.549	
8 -	41.718	27.323	1:09.041 (2)	62.98	0.390	15:29:43.590	
9 -	41.519	27.132	1:08.651 (1)	63.34		15:30:52.241	

BMCRC - MRO Championships 2022 - Rnd 1 @ Brands Hatch Indy

Illuminate Design 250MZs & Blue Haze GPF

RACE 10 - SECTOR ANALYSIS



SECTOR 1 = FL to I1, SECTOR 2 = I1 to FL, DIFF = Difference To Personal Best Lap, P = Crossed Finish Line in Pit Lane, D = Time Disallowed

P21 63		Clive HILLIER		MZ ETZ250 - my pension		
IDEAL LAP TIME : 1:14.403		BEST LAP TIME : 1:14.803		DIFFERENCE : 0.400		
LAP	SECTOR 1	SECTOR 2	LAP TIME	MPH	DIFF	TIME OF DAY
1 -		29.732	1:24.640	51.37	9.837	15:21:09.234
2 -	45.664	29.792	1:15.456	57.63	0.653	15:22:24.690
3 -	46.786	29.884	1:16.670	56.71	1.867	15:23:41.360
4 -	46.092	29.285	1:15.377	57.69	0.574	15:24:56.737
5 -	45.240	30.023	1:15.263 (3)	57.77	0.460	15:26:12.000
6 -	48.625	29.740	1:18.365	55.49	3.562	15:27:30.365
7 -	45.281	29.522	1:14.803 (1)	58.13		15:28:45.168
8 -	45.118	29.786	1:14.904 (2)	58.05	0.101	15:30:00.072
9 -	46.415	29.959	1:16.374	56.93	1.571	15:31:16.446

P22 66 R		Graeme LEWIS		MZ ETZ250 -		
IDEAL LAP TIME : 1:13.951		BEST LAP TIME : 1:14.079		DIFFERENCE : 0.128		
LAP	SECTOR 1	SECTOR 2	LAP TIME	MPH	DIFF	TIME OF DAY
1 -		29.278	1:22.324	52.82	8.245	15:21:06.918
2 -	44.794	29.412	1:14.206 (2)	58.60	0.127	15:22:21.124
3 -	46.599	30.389	1:16.988	56.48	2.909	15:23:38.112
4 -	46.167	30.610	1:16.777	56.63	2.698	15:24:54.889
5 -	46.566	30.237	1:16.803	56.62	2.724	15:26:11.692
6 -	49.555	30.525	1:20.080	54.30	6.001	15:27:31.772
7 -	46.142	29.991	1:16.133	57.11	2.054	15:28:47.905
8 -	45.657	29.703	1:15.360 (3)	57.70	1.281	15:30:03.265
9 -	44.922	29.157	1:14.079 (1)	58.70		15:31:17.344

P23 167 GPF		Mark BAILEY		Yamaha TZR - South Eastern Air Conditioning Ltd		
IDEAL LAP TIME : 1:12.848		BEST LAP TIME : 1:12.974		DIFFERENCE : 0.126		
LAP	SECTOR 1	SECTOR 2	LAP TIME	MPH	DIFF	TIME OF DAY
1 -		29.947	1:47.333	40.51	34.359	15:21:31.927
2 -	45.134	28.865	1:13.999 (3)	58.76	1.025	15:22:45.926
3 -	44.395	29.327	1:13.722 (2)	58.98	0.748	15:23:59.648
4 -	45.411	29.174	1:14.585	58.30	1.611	15:25:14.233
5 -	44.783	29.437	1:14.220	58.59	1.246	15:26:28.453
6 -	45.882	28.958	1:14.840	58.10	1.866	15:27:43.293
7 -	44.467	28.507	1:12.974 (1)	59.59		15:28:56.267
8 -	44.440	29.609	1:14.049	58.72	1.075	15:30:10.316
9 -	45.765	28.453	1:14.218	58.59	1.244	15:31:24.534

P24 93		Caleb WRIGHT		MZ ETZ250 - Chilton Motors		
IDEAL LAP TIME : 1:14.373		BEST LAP TIME : 1:14.373		DIFFERENCE : 0.000		
LAP	SECTOR 1	SECTOR 2	LAP TIME	MPH	DIFF	TIME OF DAY
1 -		31.306	1:28.241	49.28	13.868	15:21:12.835
2 -	46.721	31.018	1:17.739	55.93	3.366	15:22:30.574
3 -	47.020	30.911	1:17.931	55.80	3.558	15:23:48.505
4 -	46.650	30.590	1:17.240	56.29	2.867	15:25:05.745
5 -	47.284	30.610	1:17.894	55.82	3.521	15:26:23.639
6 -	46.364	30.215	1:16.579	56.78	2.206	15:27:40.218
7 -	45.632	29.737	1:15.369 (2)	57.69	0.996	15:28:55.587
8 -	45.098	29.275	1:14.373 (1)	58.47		15:30:09.960
9 -	46.264	29.405	1:15.669 (3)	57.46	1.296	15:31:25.629

P25 565 R		Louis KERSHAW		MZ ETZ250 -		
IDEAL LAP TIME : 1:07.408		BEST LAP TIME : 1:07.586		DIFFERENCE : 0.178		
LAP	SECTOR 1	SECTOR 2	LAP TIME	MPH	DIFF	TIME OF DAY
1 -		28.314	1:17.732	55.94	10.146	15:21:02.326
2 -	42.064	27.921	1:09.985	62.13	2.399	15:22:12.311
3 -	41.516	27.810	1:09.326 (3)	62.72	1.740	15:23:21.637
4 -	40.749	26.991	1:07.740 (2)	64.19	0.154	15:24:29.377
5 -	40.417	27.169	1:07.586 (1)	64.34		15:25:36.963

BMCRC - MRO Championships 2022 - Rnd 1 @ Brands Hatch Indy

Illuminate Design 250MZs & Blue Haze GPF

RACE 10 - SECTOR ANALYSIS



SECTOR 1 = FL to I1, SECTOR 2 = I1 to FL, DIFF = Difference To Personal Best Lap, P = Crossed Finish Line in Pit Lane, D = Time Disallowed

P26 62 GPF Ian READ		Suzuki GS450GT - MiMS Racing				
IDEAL LAP TIME :		BEST LAP TIME :		DIFFERENCE :		
LAP	SECTOR 1	SECTOR 2	LAP TIME	MPH	DIFF	TIME OF DAY
1 -		30.683	1:48.120	40.21		15:21:32.714

BMCRC - MRO Championships 2022 - Rnd 1 @ Brands Hatch Indy

Illuminate Design 250MZs & Blue Haze GPF

RACE 10 - BEST SECTORS

SECTOR 1			SECTOR 2			IDEAL / BEST COMPARISON						
POS	NO	NAME	TIME	NO	NAME	TIME	POS	NO	NAME	IDEAL	BEST	DIFF
									PERFECT LAP	1:00.098		
1	55	TOLAND	36.103	4	SEATH	23.995	1	55	TOLAND	1:00.355	1:00.361	0.006
2	4	SEATH	36.763	333	STUBBERFIELD	24.209	2	4	SEATH	1:00.758	1:00.816	0.058
3	85	WALES	36.917	55	TOLAND	24.252	3	81	GRANT	1:01.502	1:01.502	0.000
4	81	GRANT	36.928	81	GRANT	24.574	4	333	STUBBERFIELD	1:01.531	1:01.904	0.373
5	75	WOODALL	36.980	28	McCARTER	24.640	5	85	WALES	1:01.561	1:01.782	0.221
6	333	STUBBERFIELD	37.322	85	WALES	24.644	6	75	WOODALL	1:01.641	1:01.641	0.000
7	28	McCARTER	37.567	75	WOODALL	24.661	7	28	McCARTER	1:02.207	1:02.380	0.173
8	95	ROGERS	37.846	141	ABRAHAM	24.818	8	125	HIGERTY	1:02.974	1:03.139	0.165
9	125	HIGERTY	38.049	125	HIGERTY	24.925	9	95	ROGERS	1:02.983	1:03.119	0.136
10	141	ABRAHAM	38.498	95	ROGERS	25.137	10	141	ABRAHAM	1:03.316	1:03.798	0.482
11	69	MANN	38.512	70	BURSCOUGH	25.472	11	69	MANN	1:04.129	1:04.135	0.006
12	70	BURSCOUGH	38.764	69	MANN	25.617	12	70	BURSCOUGH	1:04.236	1:04.347	0.111
13	96	KENT	38.960	71	HICKLING	25.964	13	71	HICKLING	1:04.944	1:05.496	0.552
14	71	HICKLING	38.980	96	KENT	26.220	14	96	KENT	1:05.180	1:05.529	0.349
15	14	MARKS	40.235	565	KERSHAW	26.991	15	14	MARKS	1:07.342	1:07.342	0.000
16	565	KERSHAW	40.417	14	MARKS	27.107	16	565	KERSHAW	1:07.408	1:07.586	0.178
17	22	FINCH	41.162	199	FROST	27.132	17	199	FROST	1:08.651	1:08.651	0.000
18	199	FROST	41.519	22	FINCH	27.658	18	22	FINCH	1:08.820	1:08.820	0.000
19	3	MAUD	41.662	3	MAUD	27.670	19	3	MAUD	1:09.332	1:09.353	0.021
20	13	RYAN	42.094	13	RYAN	27.994	20	13	RYAN	1:10.088	1:10.197	0.109
21	24	PARKER	42.851	24	PARKER	28.067	21	24	PARKER	1:10.918	1:11.353	0.435
22	167	BAILEY	44.395	167	BAILEY	28.453	22	167	BAILEY	1:12.848	1:12.974	0.126
23	66	LEWIS	44.794	66	LEWIS	29.157	23	66	LEWIS	1:13.951	1:14.079	0.128
24	93	WRIGHT	45.098	93	WRIGHT	29.275	24	93	WRIGHT	1:14.373	1:14.373	0.000
25	63	HILLIER	45.118	63	HILLIER	29.285	25	63	HILLIER	1:14.403	1:14.803	0.400
26				62	READ	30.683	26	62	READ			
27												

BMCRC - MRO Championships 2022 - Rnd 1 @ Brands Hatch Indy

Illuminate Design 250MZs & Blue Haze GPF

RACE 10 - STATISTICS

Competitors Started	26
Planned Start	2022-03-13 @ 14:01:00.000
Actual Start	2022-03-13 @ 15:19:44.593
Finish Time	2022-03-13 @ 15:30:19.612
Track Length	1.2079mi.
Total Laps	237
Total Distance Covered	286.2831mi.

Session Fastest Lap History

NO	CL	NAME	LAP TIME	TIME OF DAY	LAP	VEHICLE
81		Scott GRANT	1:04.276	15:21:59.267	2	MZ ETZ250
75		Peter WOODALL	1:04.125	15:21:59.476	2	MZ ETZ250
55	GPF	Paul TOLAND	1:01.906	15:22:18.819	2	Yamaha TZR250
55	GPF	Paul TOLAND	1:01.389	15:23:20.208	3	Yamaha TZR250
55	GPF	Paul TOLAND	1:01.308	15:24:21.517	4	Yamaha TZR250
4	GPF	James SEATH	1:01.016	15:24:23.787	4	Aprilia RS250
55	GPF	Paul TOLAND	1:00.595	15:25:22.112	5	Yamaha TZR250
55	GPF	Paul TOLAND	1:00.361	15:28:27.305	8	Yamaha TZR250

Session Leader History

NO	CL	NAME	FROM LAP	LAPS LED	DISTANCE	VEHICLE
81		Scott GRANT	1	4	4.83 miles	MZ ETZ250
75		Peter WOODALL	5	1	1.20 miles	MZ ETZ250
81		Scott GRANT	6	3	3.62 miles	MZ ETZ250
75		Peter WOODALL	9	2	2.41 miles	MZ ETZ250

Flag History

TYPE	TIME OF DAY
GREEN	15:19:44.593
FINISH	15:30:19.612

Flag Statistics

TYPE	COUNT	TOTAL LAPS	TOTAL TIME
Green	1	10	11:50.032
Red	0	0	0.000
Safety Car	0	0	0.000
FCY	0	0	0.000

BMCRC - MRO Championships 2022 - Rnd 1 @ Brands Hatch Indy

Illuminate Design 250MZs & Blue Haze GPF

RACE 10 - STATISTICS

CLASS :

11 Starters

Fastest Lap History

NO	NAME	LAP TIME	TIME OF DAY	LAP	VEHICLE
81	Scott GRANT	1:04.276	15:21:59.267	2	MZ ETZ250
75	Peter WOODALL	1:04.125	15:21:59.476	2	MZ ETZ250
81	Scott GRANT	1:03.558	15:23:02.826	3	MZ ETZ250
95	Christopher ROGERS	1:03.395	15:23:03.262	3	MZ ETZ250
81	Scott GRANT	1:03.122	15:24:05.947	4	MZ ETZ250
75	Peter WOODALL	1:02.765	15:24:06.031	4	MZ ETZ250
81	Scott GRANT	1:02.165	15:26:11.539	6	MZ ETZ250
85	Andrew WALES	1:02.146	15:26:12.145	6	MZ ETZ250
81	Scott GRANT	1:02.002	15:28:15.840	8	MZ ETZ250
85	Andrew WALES	1:01.914	15:28:16.377	8	MZ ETZ250
75	Peter WOODALL	1:01.906	15:29:18.005	9	MZ ETZ250
75	Peter WOODALL	1:01.641	15:30:19.645	10	MZ ETZ250
81	Scott GRANT	1:01.502	15:30:19.702	10	MZ ETZ250

Leader History

NO	NAME	FROM LAP	LAPS LED	DISTANCE	VEHICLE
81	Scott GRANT	1	4	4.83 miles	MZ ETZ250
75	Peter WOODALL	5	1	1.20 miles	MZ ETZ250
81	Scott GRANT	6	3	3.62 miles	MZ ETZ250
75	Peter WOODALL	9	2	2.41 miles	MZ ETZ250

BMCRC - MRO Championships 2022 - Rnd 1 @ Brands Hatch Indy

Illuminate Design 250MZs & Blue Haze GPF

RACE 10 - STATISTICS

CLASS : R

4 Starters

Fastest Lap History

NO	NAME	LAP TIME	TIME OF DAY	LAP	VEHICLE
565	Louis KERSHAW	1:09.985	15:22:12.347	2	MZ ETZ250
565	Louis KERSHAW	1:09.326	15:23:21.673	3	MZ ETZ250
565	Louis KERSHAW	1:07.740	15:24:29.400	4	MZ ETZ250
565	Louis KERSHAW	1:07.586	15:25:37.000	5	MZ ETZ250

Leader History

NO	NAME	FROM LAP	LAPS LED	DISTANCE	VEHICLE
565	Louis KERSHAW	1	5	6.03 miles	MZ ETZ250
13	Gordon RYAN	6	4	4.83 miles	MZ ETZ250

BMCRC - MRO Championships 2022 - Rnd 1 @ Brands Hatch Indy

Illuminate Design 250MZs & Blue Haze GPF

RACE 10 - STATISTICS

CLASS : GPF

11 Starters

Fastest Lap History

NO	NAME	LAP TIME	TIME OF DAY	LAP	VEHICLE
55	Paul TOLAND	1:01.906	15:22:18.819	2	Yamaha TZR250
55	Paul TOLAND	1:01.389	15:23:20.208	3	Yamaha TZR250
55	Paul TOLAND	1:01.308	15:24:21.517	4	Yamaha TZR250
4	James SEATH	1:01.016	15:24:23.787	4	Aprilia RS250
55	Paul TOLAND	1:00.595	15:25:22.112	5	Yamaha TZR250
55	Paul TOLAND	1:00.361	15:28:27.305	8	Yamaha TZR250

Leader History

NO	NAME	FROM LAP	LAPS LED	DISTANCE	VEHICLE
4	James SEATH	1	1	1.20 miles	Aprilia RS250
55	Paul TOLAND	2	9	10.87 miles	Yamaha TZR250

BMCRC - MRO Championships 2022 - Rnd 1 @ Brands Hatch Indy

Illuminate Design 250MZs & Blue Haze GPF

RACE 20 - GRID (12 Laps)



ROW 12	1	1	34	88	Michael STANLEY					
ROW 11	33	26	Damian LEE	32	62	Ian READ	31	167	Mark BAILEY	1:12.974
ROW 10	30	199	Michael FROST	29	71	Richard HICKLING	28	70	Andrew BURSCOUGH	1:08.651 1:05.496 1:04.347
ROW 9	27	141	David ABRAHAM	26	125	Steve HIGERTY	25	28	Liam McCARTER	1:03.798 1:03.139 1:02.380
ROW 8	24	333	Mark STUBBERFIELD	23	4	James SEATH	22	55	Paul TOLAND	1:01.904 1:00.816 1:00.361
ROW 7	21			20			19			
ROW 6	18			17	32	John ASHMEAD	16	38	Chris PETTET	
ROW 5	15	63	Clive HILLIER	14	93	Caleb WRIGHT	13	66	Graeme LEWIS	1:14.803 1:14.373 1:14.079
ROW 4	12	24	Tony PARKER	11	13	Gordon RYAN	10	3	Max MAUD	1:11.353 1:10.197 1:09.353
ROW 3	9	22	Simon FINCH	8	565	Louis KERSHAW	7	14	Andy MARKS	1:08.820 1:07.586 1:07.342
ROW 2	6	96	Chris KENT	5	69	Alexander MANN	4	95	Christopher ROGERS	1:05.529 1:04.135 1:03.119
ROW 1	3	85	Andrew WALES	2	75	Peter WOODALL	1	81	Scott GRANT	1:01.782 1:01.641 1:01.502
Pole										

Brands Hatch Indy: 1.2079 miles

These results are provisional until the conclusion of any judicial and technical matters.

Clerk Of Course :	Stewards :	Timekeeper : Craig Smith
-------------------	------------	--------------------------

Results can be found at www.tsl-timing.com

Printed - 15:37 Sunday, 13 March 2022



BMCRC - MRO Championships 2022 - Rnd 1 @ Brands Hatch Indy

Illuminate Design 250MZs & Blue Haze GPF

RACE 20 - CLASSIFICATION



POS	NO	CL	PIC NAME	ENTRY	LAPS	TIME	GAP	DIFF	MPH	BEST	ON
1	81		1 Scott GRANT	MZ ETZ250 - Katie, Mum and Dad	6	6:02.453			71.98	58.590	6
2	85		2 Andrew WALES	MZ ETZ250 - Illuminated Design LTD	6	6:02.504	0.051	0.051	71.97	58.832	6
3	75		3 Peter WOODALL	MZ ETZ250 - Online Lubricants	6	6:02.623	0.170	0.119	71.95	58.358	6
4	69		4 Alexander MANN	MZ TS 250 - HS RACING	6	6:03.884	1.431	1.261	71.70	59.069	6
5	95		5 Christopher ROGERS	MZ ETZ250 - CB Racing	6	6:12.803	10.350	8.919	69.98	1:00.559	3
6	96		6 Chris KENT	MZ ETZ250 - Powder House Coatings Ltd	6	6:23.465	21.012	10.662	68.04	1:01.239	2
7	55	GPF	1 Paul TOLAND	Yamaha TZR250 - Kippers keys	6	6:28.434	25.981	4.969	67.17	58.804	6
8	32		7 John ASHMEAD	MZ ETZ250 -	6	6:28.936	26.483	0.502	67.08	1:02.969	3
9	4	GPF	2 James SEATH	Aprilia RS250 - Ovenden Earthmoving	6	6:31.904	29.451	2.968	66.57	58.775	5
10	28	GPF	3 Liam McCARTER	Yamaha TZR 250 - Katie McCarter	6	6:32.496	30.043	0.592	66.47	59.172	4
11	22		8 Simon FINCH	MZ ETZ250 - BlueCloud Projects Ltd	6	6:36.026	33.573	3.530	65.88	1:04.140	2
12	125	GPF	4 Steve HIGERTY	Yamaha TZR250 - Yellow House/Cambridge MC's	6	6:36.409	33.956	0.383	65.81	59.120	2
13	141	GPF	5 David ABRAHAM	Suzuki RG570 - Cambridge Motorcycles	6	6:36.822	34.369	0.413	65.75	59.251	6
14	3		9 Max MAUD	MZ ETZ 250 -	6	6:44.697	42.244	7.875	64.47	1:05.620	6
15	14		10 Andy MARKS	MZ ETZ250 - Kingpin Components	6	6:45.909	43.456	1.212	64.27	1:04.846	6
16	66	R	1 Graeme LEWIS	MZ ETZ250 -	6	6:46.818	44.365	0.909	64.13	1:05.454	6
17	71	GPF	6 Richard HICKLING	Aprilia RS 125 - Millstream Motor Services & Ringwo	6	6:58.141	55.688	11.323	62.39	1:02.868	4
18	13	R	2 Gordon RYAN	MZ ETZ250 - Prism Work Psychology	6	6:58.368	55.915	0.227	62.36	1:07.297	4
19	199	GPF	7 Michael FROST	Yamaha TZR250 -	6	6:59.914	57.461	1.546	62.13	1:02.857	5
20	26	GPF	8 Damian LEE	Yamaha TZR250 - Leed Autos	6	7:01.405	58.952	1.491	61.91	1:03.074	6
21	24	R	3 Tony PARKER	MZ ETZ250 -	6	7:05.581	1:03.128	4.176	61.30	1:08.445	4
22	38		11 Chris PETTET	MZ ETZ250 -	6	7:06.593	1:04.140	1.012	61.16	1:08.702	4
23	63		12 Clive HILLIER	MZ ETZ250 - my pension	5	6:18.655	1 Lap	1 Lap	57.42	1:13.022	2
24	167	GPF	9 Mark BAILEY	Yamaha TZR - South Eastern Air Conditioning Ltd	5	6:20.165	1 Lap	1.510	57.19	1:08.605	5

NOT CLASSIFIED

DNF	62	GPF	Ian READ	Suzuki GS450GT - MIMS Racing	0
-----	----	-----	----------	------------------------------	---

FASTEST LAP

75			Peter WOODALL	MZ ETZ250 - Online Lubricants	6	58.358	74.51 mph	119.92 kph
4	GPF		James SEATH	Aprilia RS250 - Ovenden Earthmoving	5	58.775	73.98 mph	119.07 kph
66	R		Graeme LEWIS	MZ ETZ250 -	6	1:05.454	66.43 mph	106.92 kph

Class - 92.5% of Race Speed = 66.58 mph
 Class GPF - 92.5% of Race Speed = 62.13 mph
 Class R - 92.5% of Race Speed = 59.32 mph

Weather / Track : Cloudy / Drying

These results are provisional until the conclusion of any judicial and technical matters.

Race Distance: 6 Laps / 7.24 miles

Brands Hatch Indy: 1.2079 miles

Date: 13/03/2022 Start: 17:30 Finish: 17:36

Clerk Of Course :	Stewards :	Timekeeper : Craig Smith
-------------------	------------	--------------------------

Results can be found at www.tsl-timing.com

Printed - 17:37 Sunday, 13 March 2022



BMCRC - MRO Championships 2022 - Rnd 1 @ Brands Hatch Indy

Illuminate Design 250MZs & Blue Haze GPF

RACE 20 - LAP CHART

LAP 1 @ 17:31:22.356

NO	BEHIND	LAP TIME
75		1:06.349
81	0.121	1:06.470
85	0.152	1:06.501
69	0.758	1:07.107
95	1.125	1:07.474
96	1.494	1:07.843
32	4.404	1:10.753
22	4.913	1:11.262
3	6.493	1:12.842
66	8.696	1:15.045
14	9.348	1:15.697
24	12.626	1:18.975
13	13.667	1:20.016
38	13.759	1:20.108
63	14.659	1:21.008
4	26.448	1:32.797
55	26.588	1:32.937
28	27.875	1:34.224
125	28.441	1:34.790
141	29.439	1:35.788
71	33.425	1:39.774
199	34.021	1:40.370
26	34.976	1:41.325
167	37.226	1:43.575

LAP 2 @ 17:32:22.037

NO	BEHIND	LAP TIME
85		59.529
81	0.083	59.643
75	0.379	1:00.060
69	0.654	59.577
95	2.594	1:01.150
96	3.052	1:01.239
32	8.383	1:03.660
22	9.372	1:04.140
3	12.952	1:06.140
66	16.234	1:07.219
14	16.317	1:06.650
13	21.941	1:07.955
24	22.596	1:09.651
38	22.988	1:08.910
55	25.753	58.846
4	25.877	59.110
28	27.519	59.325
125	27.880	59.120
63	28.000	1:13.022
141	29.447	59.689
71	37.432	1:03.688
199	38.987	1:04.647
26	39.635	1:04.340
167	46.895	1:09.350

LAP 3 @ 17:33:21.056

NO	BEHIND	LAP TIME
81		58.936
85	0.100	59.119
75	0.663	59.303
69	1.004	59.369
95	4.134	1:00.559
96	6.833	1:02.800
32	12.333	1:02.969
22	15.604	1:05.251

3	20.393	1:06.460
66	23.678	1:06.463
14	24.385	1:07.087
55	26.125	59.391
4	28.994	1:02.136
28	29.884	1:01.384
125	30.160	1:01.299
13	31.341	1:08.419
141	31.571	1:01.143
24	33.588	1:10.011
38	33.779	1:09.810
71	42.637	1:04.224
63	42.864	1:13.883
199	43.915	1:03.947
26	45.135	1:04.519
167	57.677	1:09.801

LAP 4 @ 17:34:20.294

NO	BEHIND	LAP TIME
85		59.138
81	0.456	59.694
75	0.493	59.068
69	1.325	59.559
95	5.480	1:00.584
96	10.631	1:03.036
32	16.825	1:03.730
22	21.895	1:05.529
55	26.357	59.470
3	28.083	1:06.928
4	29.506	59.750
28	29.818	59.172
66	30.655	1:06.215
125	30.823	59.901
14	31.251	1:06.104
141	32.143	59.810
13	39.400	1:07.297
24	42.795	1:08.445
38	43.243	1:08.702
71	46.267	1:02.868
199	49.899	1:05.222
26	50.826	1:04.929

LAP 5 @ 17:35:19.679

NO	BEHIND	LAP TIME
85		59.385
63	1 Lap	1:15.820
81	0.191	59.120
75	0.593	59.485
69	1.143	59.203
95	6.999	1:00.904
167	1 Lap	1:08.834
96	15.248	1:04.002
32	21.606	1:04.166
55	25.958	58.986
22	27.423	1:04.913
4	28.896	58.775
28	29.620	59.187
125	32.035	1:00.597
141	33.899	1:01.141
3	35.405	1:06.707
14	37.391	1:05.525
66	37.692	1:06.422
13	47.352	1:07.337
71	51.188	1:04.306
24	52.992	1:09.582

199	53.371	1:02.857
38	53.426	1:09.568
26	54.659	1:03.218

LAP 6 @ 17:36:18.460

NO	BEHIND	LAP TIME
81		58.590
85	0.051	58.832
75	0.170	58.358
69	1.431	59.069
95	10.350	1:02.132
63	1 Lap	1:14.922
167	1 Lap	1:08.605
96	21.012	1:04.545
55	25.981	58.804
32	26.483	1:03.658
4	29.451	59.336
28	30.043	59.204
22	33.573	1:04.931
125	33.956	1:00.702
141	34.369	59.251
3	42.244	1:05.620
14	43.456	1:04.846
66	44.365	1:05.454
71	55.688	1:03.281
13	55.915	1:07.344
199	57.461	1:02.871
26	58.952	1:03.074
24	1:03.128	1:08.917
38	1:04.140	1:09.495

BMCRC - MRO Championships 2022 - Rnd 1 @ Brands Hatch Indy

Illuminate Design 250MZs & Blue Haze GPF

RACE 20 - SECTOR ANALYSIS



SECTOR 1 = FL to I1, SECTOR 2 = I1 to FL, DIFF = Difference To Personal Best Lap, P = Crossed Finish Line in Pit Lane, D = Time Disallowed

P1	81	Scott GRANT	MZ ETZ250 - Katie, Mum and Dad
IDEAL LAP TIME : 58.590		BEST LAP TIME : 58.590	DIFFERENCE : 0.000
LAP	SECTOR 1	SECTOR 2	LAP TIME MPH DIFF TIME OF DAY
1 -		24.360	1:06.470 65.42 7.880 17:31:22.477
2 -	35.886	23.757	59.643 72.91 1.053 17:32:22.120
3 -	35.217	23.719	58.936 (2) 73.78 0.346 17:33:21.056
4 -	36.004	23.690	59.694 72.84 1.104 17:34:20.750
5 -	35.483	23.637	59.120 (3) 73.55 0.530 17:35:19.870
6 -	35.122	23.468	58.590 (1) 74.22 17:36:18.460

P2	85	Andrew WALES	MZ ETZ250 - Illuminated Design LTD
IDEAL LAP TIME : 58.728		BEST LAP TIME : 58.832	DIFFERENCE : 0.104
LAP	SECTOR 1	SECTOR 2	LAP TIME MPH DIFF TIME OF DAY
1 -		24.064	1:06.501 65.39 7.669 17:31:22.508
2 -	35.509	24.020	59.529 73.05 0.697 17:32:22.037
3 -	35.099	24.020	59.119 (2) 73.55 0.287 17:33:21.156
4 -	35.193	23.945	59.138 (3) 73.53 0.306 17:34:20.294
5 -	35.732	23.653	59.385 73.22 0.553 17:35:19.679
6 -	35.075	23.757	58.832 (1) 73.91 17:36:18.511

P3	75	Peter WOODALL	MZ ETZ250 - Online Lubricants
IDEAL LAP TIME : 58.358		BEST LAP TIME : 58.358	DIFFERENCE : 0.000
LAP	SECTOR 1	SECTOR 2	LAP TIME MPH DIFF TIME OF DAY
1 -		24.293	1:06.349 65.54 7.991 17:31:22.356
2 -	36.138	23.922	1:00.060 72.40 1.702 17:32:22.416
3 -	35.550	23.753	59.303 (3) 73.32 0.945 17:33:21.719
4 -	35.328	23.740	59.068 (2) 73.62 0.710 17:34:20.787
5 -	35.682	23.803	59.485 73.10 1.127 17:35:20.272
6 -	35.049	23.309	58.358 (1) 74.51 17:36:18.630

P4	69	Alexander MANN	MZ TS 250 - HS RACING
IDEAL LAP TIME : 58.961		BEST LAP TIME : 59.069	DIFFERENCE : 0.108
LAP	SECTOR 1	SECTOR 2	LAP TIME MPH DIFF TIME OF DAY
1 -		24.518	1:07.107 64.80 8.038 17:31:23.114
2 -	35.733	23.844	59.577 72.99 0.508 17:32:22.691
3 -	35.639	23.730	59.369 (3) 73.24 0.300 17:33:22.060
4 -	35.802	23.757	59.559 73.01 0.490 17:34:21.619
5 -	35.587	23.616	59.203 (2) 73.45 0.134 17:35:20.822
6 -	35.345	23.724	59.069 (1) 73.61 17:36:19.891

P5	95	Christopher ROGERS	MZ ETZ250 - CB Racing
IDEAL LAP TIME : 1:00.514		BEST LAP TIME : 1:00.559	DIFFERENCE : 0.045
LAP	SECTOR 1	SECTOR 2	LAP TIME MPH DIFF TIME OF DAY
1 -		24.574	1:07.474 64.44 6.915 17:31:23.481
2 -	36.925	24.225	1:01.150 71.11 0.591 17:32:24.631
3 -	36.481	24.078	1:00.559 (1) 71.80 17:33:25.190
4 -	36.551	24.033	1:00.584 (2) 71.77 0.025 17:34:25.774
5 -	36.605	24.299	1:00.904 (3) 71.40 0.345 17:35:26.678
6 -	37.721	24.411	1:02.132 69.98 1.573 17:36:28.810

P6	96	Chris KENT	MZ ETZ250 - Powder House Coatings Ltd
IDEAL LAP TIME : 1:00.901		BEST LAP TIME : 1:01.239	DIFFERENCE : 0.338
LAP	SECTOR 1	SECTOR 2	LAP TIME MPH DIFF TIME OF DAY
1 -		24.357	1:07.843 64.09 6.604 17:31:23.850
2 -	36.544	24.695	1:01.239 (1) 71.01 17:32:25.089
3 -	37.495	25.305	1:02.800 (2) 69.24 1.561 17:33:27.889
4 -	37.957	25.079	1:03.036 (3) 68.98 1.797 17:34:30.925
5 -	38.087	25.915	1:04.002 67.94 2.763 17:35:34.927
6 -	38.933	25.612	1:04.545 67.37 3.306 17:36:39.472

BMCRC - MRO Championships 2022 - Rnd 1 @ Brands Hatch Indy

Illuminate Design 250MZs & Blue Haze GPF

RACE 20 - SECTOR ANALYSIS



SECTOR 1 = FL to I1, SECTOR 2 = I1 to FL, DIFF = Difference To Personal Best Lap, P = Crossed Finish Line in Pit Lane, D = Time Disallowed

P7 55 GPF Paul TOLAND		Yamaha TZR250 - Kippers keys				
IDEAL LAP TIME : 58.461		BEST LAP TIME : 58.804		DIFFERENCE : 0.343		
LAP	SECTOR 1	SECTOR 2	LAP TIME	MPH	DIFF	TIME OF DAY
1 -		23.441	1:32.937	46.79	34.133	17:31:48.944
2 -	35.020	23.826	58.846 (2)	73.89	0.042	17:32:47.790
3 -	35.652	23.739	59.391	73.21	0.587	17:33:47.181
4 -	35.681	23.789	59.470	73.12	0.666	17:34:46.651
5 -	35.518	23.468	58.986 (3)	73.72	0.182	17:35:45.637
6 -	35.325	23.479	58.804 (1)	73.95		17:36:44.441

P8 32 John ASHMEAD		MZ ETZ250 -				
IDEAL LAP TIME : 1:02.969		BEST LAP TIME : 1:02.969		DIFFERENCE : 0.000		
LAP	SECTOR 1	SECTOR 2	LAP TIME	MPH	DIFF	TIME OF DAY
1 -		25.434	1:10.753	61.46	7.784	17:31:26.760
2 -	38.208	25.452	1:03.660 (3)	68.30	0.691	17:32:30.420
3 -	37.550	25.419	1:02.969 (1)	69.05		17:33:33.389
4 -	37.806	25.924	1:03.730	68.23	0.761	17:34:37.119
5 -	38.471	25.695	1:04.166	67.77	1.197	17:35:41.285
6 -	38.061	25.597	1:03.658 (2)	68.31	0.689	17:36:44.943

P9 4 GPF James SEATH		Aprilia RS250 - Ovenden Earthmoving				
IDEAL LAP TIME : 58.775		BEST LAP TIME : 58.775		DIFFERENCE : 0.000		
LAP	SECTOR 1	SECTOR 2	LAP TIME	MPH	DIFF	TIME OF DAY
1 -		23.473	1:32.797	46.86	34.022	17:31:48.804
2 -	35.641	23.469	59.110 (2)	73.56	0.335	17:32:47.914
3 -	37.432	24.704	1:02.136	69.98	3.361	17:33:50.050
4 -	35.955	23.795	59.750	72.77	0.975	17:34:49.800
5 -	35.399	23.376	58.775 (1)	73.98		17:35:48.575
6 -	35.728	23.608	59.336 (3)	73.28	0.561	17:36:47.911

P10 28 GPF Liam McCARTER		Yamaha TZR 250 - Katie McCarter				
IDEAL LAP TIME : 59.114		BEST LAP TIME : 59.172		DIFFERENCE : 0.058		
LAP	SECTOR 1	SECTOR 2	LAP TIME	MPH	DIFF	TIME OF DAY
1 -		23.839	1:34.224	46.15	35.052	17:31:50.231
2 -	35.990	23.335	59.325	73.30	0.153	17:32:49.556
3 -	35.955	25.429	1:01.384	70.84	2.212	17:33:50.940
4 -	35.857	23.315	59.172 (1)	73.49		17:34:50.112
5 -	35.841	23.346	59.187 (2)	73.47	0.015	17:35:49.299
6 -	35.931	23.273	59.204 (3)	73.45	0.032	17:36:48.503

P11 22 Simon FINCH		MZ ETZ250 - BlueCloud Projects Ltd				
IDEAL LAP TIME : 1:04.140		BEST LAP TIME : 1:04.140		DIFFERENCE : 0.000		
LAP	SECTOR 1	SECTOR 2	LAP TIME	MPH	DIFF	TIME OF DAY
1 -		26.097	1:11.262	61.02	7.122	17:31:27.269
2 -	38.464	25.676	1:04.140 (1)	67.79		17:32:31.409
3 -	38.682	26.569	1:05.251	66.64	1.111	17:33:36.660
4 -	39.332	26.197	1:05.529	66.36	1.389	17:34:42.189
5 -	38.933	25.980	1:04.913 (2)	66.99	0.773	17:35:47.102
6 -	38.677	26.254	1:04.931 (3)	66.97	0.791	17:36:52.033

P12 125 GPF Steve HIGERTY		Yamaha TZR250 - Yellow House/Cambridge MC's				
IDEAL LAP TIME : 59.120		BEST LAP TIME : 59.120		DIFFERENCE : 0.000		
LAP	SECTOR 1	SECTOR 2	LAP TIME	MPH	DIFF	TIME OF DAY
1 -		23.631	1:34.790	45.87	35.670	17:31:50.797
2 -	35.847	23.273	59.120 (1)	73.55		17:32:49.917
3 -	36.188	25.111	1:01.299	70.94	2.179	17:33:51.216
4 -	36.406	23.495	59.901 (2)	72.59	0.781	17:34:51.117
5 -	36.941	23.656	1:00.597 (3)	71.76	1.477	17:35:51.714
6 -	36.722	23.980	1:00.702	71.63	1.582	17:36:52.416

BMCRC - MRO Championships 2022 - Rnd 1 @ Brands Hatch Indy

Illuminate Design 250MZs & Blue Haze GPF

RACE 20 - SECTOR ANALYSIS



SECTOR 1 = FL to I1, SECTOR 2 = I1 to FL, DIFF = Difference To Personal Best Lap, P = Crossed Finish Line in Pit Lane, D = Time Disallowed

P13 141 GPF		David ABRAHAM		Suzuki RG570 - Cambridge Motorcycles			
IDEAL LAP TIME : 59.251		BEST LAP TIME : 59.251		DIFFERENCE : 0.000			
LAP	SECTOR 1	SECTOR 2	LAP TIME	MPH	DIFF	TIME OF DAY	
1 -		24.038	1:35.788	45.39	36.537	17:31:51.795	
2 -	35.868	23.821	59.689 (2)	72.85	0.438	17:32:51.484	
3 -	36.763	24.380	1:01.143	71.12	1.892	17:33:52.627	
4 -	36.169	23.641	59.810 (3)	72.70	0.559	17:34:52.437	
5 -	36.438	24.703	1:01.141	71.12	1.890	17:35:53.578	
6 -	35.764	23.487	59.251 (1)	73.39		17:36:52.829	

P14 3		Max MAUD		MZ ETZ 250 -			
IDEAL LAP TIME : 1:05.620		BEST LAP TIME : 1:05.620		DIFFERENCE : 0.000			
LAP	SECTOR 1	SECTOR 2	LAP TIME	MPH	DIFF	TIME OF DAY	
1 -		26.698	1:12.842	59.69	7.222	17:31:28.849	
2 -	39.684	26.456	1:06.140 (2)	65.74	0.520	17:32:34.989	
3 -	39.809	26.651	1:06.460 (3)	65.43	0.840	17:33:41.449	
4 -	40.182	26.746	1:06.928	64.97	1.308	17:34:48.377	
5 -	40.072	26.635	1:06.707	65.18	1.087	17:35:55.084	
6 -	39.217	26.403	1:05.620 (1)	66.26		17:37:00.704	

P15 14		Andy MARKS		MZ ETZ250 - Kingpin Components			
IDEAL LAP TIME : 1:04.846		BEST LAP TIME : 1:04.846		DIFFERENCE : 0.000			
LAP	SECTOR 1	SECTOR 2	LAP TIME	MPH	DIFF	TIME OF DAY	
1 -		26.780	1:15.697	57.44	10.851	17:31:31.704	
2 -	39.844	26.806	1:06.650	65.24	1.804	17:32:38.354	
3 -	39.811	27.276	1:07.087	64.82	2.241	17:33:45.441	
4 -	39.654	26.450	1:06.104 (3)	65.78	1.258	17:34:51.545	
5 -	39.271	26.254	1:05.525 (2)	66.36	0.679	17:35:57.070	
6 -	38.910	25.936	1:04.846 (1)	67.06		17:37:01.916	

P16 66 R		Graeme LEWIS		MZ ETZ250 -			
IDEAL LAP TIME : 1:05.454		BEST LAP TIME : 1:05.454		DIFFERENCE : 0.000			
LAP	SECTOR 1	SECTOR 2	LAP TIME	MPH	DIFF	TIME OF DAY	
1 -		26.811	1:15.045	57.94	9.591	17:31:31.052	
2 -	40.317	26.902	1:07.219	64.69	1.765	17:32:38.271	
3 -	39.920	26.543	1:06.463	65.42	1.009	17:33:44.734	
4 -	39.940	26.275	1:06.215 (2)	65.67	0.761	17:34:50.949	
5 -	39.921	26.501	1:06.422 (3)	65.46	0.968	17:35:57.371	
6 -	39.304	26.150	1:05.454 (1)	66.43		17:37:02.825	

P17 71 GPF		Richard HICKLING		Aprilia RS 125 - Millstream Motor Services & Ringwood Tyres			
IDEAL LAP TIME : 1:02.351		BEST LAP TIME : 1:02.868		DIFFERENCE : 0.517			
LAP	SECTOR 1	SECTOR 2	LAP TIME	MPH	DIFF	TIME OF DAY	
1 -		25.909	1:39.774	43.58	36.906	17:31:55.781	
2 -	38.211	25.477	1:03.688 (3)	68.27	0.820	17:32:59.469	
3 -	37.875	26.349	1:04.224	67.70	1.356	17:34:03.693	
4 -	37.677	25.191	1:02.868 (1)	69.17		17:35:06.561	
5 -	38.587	25.719	1:04.306	67.62	1.438	17:36:10.867	
6 -	37.160	26.121	1:03.281 (2)	68.71	0.413	17:37:14.148	

P18 13 R		Gordon RYAN		MZ ETZ250 - Prism Work Psychology			
IDEAL LAP TIME : 1:07.110		BEST LAP TIME : 1:07.297		DIFFERENCE : 0.187			
LAP	SECTOR 1	SECTOR 2	LAP TIME	MPH	DIFF	TIME OF DAY	
1 -		27.869	1:20.016	54.34	12.719	17:31:36.023	
2 -	40.911	27.044	1:07.955	63.99	0.658	17:32:43.978	
3 -	40.870	27.549	1:08.419	63.55	1.122	17:33:52.397	
4 -	40.296	27.001	1:07.297 (1)	64.61		17:34:59.694	
5 -	40.382	26.955	1:07.337 (2)	64.57	0.040	17:36:07.031	
6 -	40.530	26.814	1:07.344 (3)	64.57	0.047	17:37:14.375	

BMCRC - MRO Championships 2022 - Rnd 1 @ Brands Hatch Indy

Illuminate Design 250MZs & Blue Haze GPF

RACE 20 - SECTOR ANALYSIS



SECTOR 1 = FL to I1, SECTOR 2 = I1 to FL, DIFF = Difference To Personal Best Lap, P = Crossed Finish Line in Pit Lane, D = Time Disallowed

P19 199 GPF Michael FROST		Yamaha TZR250 -				
IDEAL LAP TIME : 1:02.598		BEST LAP TIME : 1:02.857		DIFFERENCE : 0.259		
LAP	SECTOR 1	SECTOR 2	LAP TIME	MPH	DIFF	TIME OF DAY
1 -		25.428	1:40.370	43.32	37.513	17:31:56.377
2 -	39.214	25.433	1:04.647	67.26	1.790	17:33:01.024
3 -	39.145	24.802	1:03.947 (3)	68.00	1.090	17:34:04.971
4 -	40.286	24.936	1:05.222	66.67	2.365	17:35:10.193
5 -	38.491	24.366	1:02.857 (1)	69.18		17:36:13.050
6 -	38.232	24.639	1:02.871 (2)	69.16	0.014	17:37:15.921

P20 26 GPF Damian LEE		Yamaha TZR250 - Leed Autos				
IDEAL LAP TIME : 1:03.067		BEST LAP TIME : 1:03.074		DIFFERENCE : 0.007		
LAP	SECTOR 1	SECTOR 2	LAP TIME	MPH	DIFF	TIME OF DAY
1 -		26.066	1:41.325	42.91	38.251	17:31:57.332
2 -	38.964	25.376	1:04.340 (3)	67.58	1.266	17:33:01.672
3 -	39.376	25.143	1:04.519	67.40	1.445	17:34:06.191
4 -	39.584	25.345	1:04.929	66.97	1.855	17:35:11.120
5 -	38.324	24.894	1:03.218 (2)	68.78	0.144	17:36:14.338
6 -	38.331	24.743	1:03.074 (1)	68.94		17:37:17.412

P21 24 R Tony PARKER		MZ ETZ250 -				
IDEAL LAP TIME : 1:08.422		BEST LAP TIME : 1:08.445		DIFFERENCE : 0.023		
LAP	SECTOR 1	SECTOR 2	LAP TIME	MPH	DIFF	TIME OF DAY
1 -		27.516	1:18.975	55.06	10.530	17:31:34.982
2 -	42.464	27.187	1:09.651	62.43	1.206	17:32:44.633
3 -	41.547	28.464	1:10.011	62.11	1.566	17:33:54.644
4 -	41.257	27.188	1:08.445 (1)	63.53		17:35:03.089
5 -	42.139	27.443	1:09.582 (3)	62.49	1.137	17:36:12.671
6 -	41.752	27.165	1:08.917 (2)	63.09	0.472	17:37:21.588

P22 38 Chris PETTET		MZ ETZ250 -				
IDEAL LAP TIME : 1:08.504		BEST LAP TIME : 1:08.702		DIFFERENCE : 0.198		
LAP	SECTOR 1	SECTOR 2	LAP TIME	MPH	DIFF	TIME OF DAY
1 -		28.321	1:20.108	54.28	11.406	17:31:36.115
2 -	41.638	27.272	1:08.910 (2)	63.10	0.208	17:32:45.025
3 -	41.958	27.852	1:09.810	62.29	1.108	17:33:54.835
4 -	41.836	26.866	1:08.702 (1)	63.29		17:35:03.537
5 -	42.300	27.268	1:09.568	62.50	0.866	17:36:13.105
6 -	42.148	27.347	1:09.495 (3)	62.57	0.793	17:37:22.600

P23 63 Clive HILLIER		MZ ETZ250 - my pension				
IDEAL LAP TIME : 1:12.837		BEST LAP TIME : 1:13.022		DIFFERENCE : 0.185		
LAP	SECTOR 1	SECTOR 2	LAP TIME	MPH	DIFF	TIME OF DAY
1 -		28.862	1:21.008	53.68	7.986	17:31:37.015
2 -	43.975	29.047	1:13.022 (1)	59.55		17:32:50.037
3 -	44.544	29.339	1:13.883 (2)	58.85	0.861	17:34:03.920
4 -	46.264	29.556	1:15.820	57.35	2.798	17:35:19.740
5 -	45.831	29.091	1:14.922 (3)	58.04	1.900	17:36:34.662

P24 167 GPF Mark BAILEY		Yamaha TZR - South Eastern Air Conditioning ltd				
IDEAL LAP TIME : 1:08.491		BEST LAP TIME : 1:08.605		DIFFERENCE : 0.114		
LAP	SECTOR 1	SECTOR 2	LAP TIME	MPH	DIFF	TIME OF DAY
1 -		27.101	1:43.575	41.98	34.970	17:31:59.582
2 -	41.463	27.887	1:09.350 (3)	62.70	0.745	17:33:08.932
3 -	42.245	27.556	1:09.801	62.30	1.196	17:34:18.733
4 -	41.390	27.444	1:08.834 (2)	63.17	0.229	17:35:27.567
5 -	41.408	27.197	1:08.605 (1)	63.38		17:36:36.172

BMCRC - MRO Championships 2022 - Rnd 1 @ Brands Hatch Indy

Illuminate Design 250MZs & Blue Haze GPF

RACE 20 - BEST SECTORS

SECTOR 1			SECTOR 2			IDEAL / BEST COMPARISON						
POS	NO	NAME	TIME	NO	NAME	TIME	POS	NO	NAME	IDEAL	BEST	DIFF
									PERFECT LAP	58.293		
1	55	TOLAND	35.020	28	McCARTER	23.273	1	75	WOODALL	58.358	58.358	0.000
2	75	WOODALL	35.049	125	HIGERTY	23.273	2	55	TOLAND	58.461	58.804	0.343
3	85	WALES	35.075	75	WOODALL	23.309	3	81	GRANT	58.590	58.590	0.000
4	81	GRANT	35.122	4	SEATH	23.376	4	85	WALES	58.728	58.832	0.104
5	69	MANN	35.345	55	TOLAND	23.441	5	4	SEATH	58.775	58.775	0.000
6	4	SEATH	35.399	81	GRANT	23.468	6	69	MANN	58.961	59.069	0.108
7	141	ABRAHAM	35.764	141	ABRAHAM	23.487	7	28	McCARTER	59.114	59.172	0.058
8	28	McCARTER	35.841	69	MANN	23.616	8	125	HIGERTY	59.120	59.120	0.000
9	125	HIGERTY	35.847	85	WALES	23.653	9	141	ABRAHAM	59.251	59.251	0.000
10	95	ROGERS	36.481	95	ROGERS	24.033	10	95	ROGERS	1:00.514	1:00.559	0.045
11	96	KENT	36.544	96	KENT	24.357	11	96	KENT	1:00.901	1:01.239	0.338
12	71	HICKLING	37.160	199	FROST	24.366	12	71	HICKLING	1:02.351	1:02.868	0.517
13	32	ASHMEAD	37.550	26	LEE	24.743	13	199	FROST	1:02.598	1:02.857	0.259
14	199	FROST	38.232	71	HICKLING	25.191	14	32	ASHMEAD	1:02.969	1:02.969	0.000
15	26	LEE	38.324	32	ASHMEAD	25.419	15	26	LEE	1:03.067	1:03.074	0.007
16	22	FINCH	38.464	22	FINCH	25.676	16	22	FINCH	1:04.140	1:04.140	0.000
17	14	MARKS	38.910	14	MARKS	25.936	17	14	MARKS	1:04.846	1:04.846	0.000
18	3	MAUD	39.217	66	LEWIS	26.150	18	66	LEWIS	1:05.454	1:05.454	0.000
19	66	LEWIS	39.304	3	MAUD	26.403	19	3	MAUD	1:05.620	1:05.620	0.000
20	13	RYAN	40.296	13	RYAN	26.814	20	13	RYAN	1:07.110	1:07.297	0.187
21	24	PARKER	41.257	38	PETTET	26.866	21	24	PARKER	1:08.422	1:08.445	0.023
22	167	BAILEY	41.390	167	BAILEY	27.101	22	167	BAILEY	1:08.491	1:08.605	0.114
23	38	PETTET	41.638	24	PARKER	27.165	23	38	PETTET	1:08.504	1:08.702	0.198
24	63	HILLIER	43.975	63	HILLIER	28.862	24	63	HILLIER	1:12.837	1:13.022	0.185
25												

BMCRC - MRO Championships 2022 - Rnd 1 @ Brands Hatch Indy

Illuminate Design 250MZs & Blue Haze GPF

RACE 20 - STATISTICS

Competitors Started	24
Planned Start	2022-03-13 @ 17:20:00.000
Actual Start	2022-03-13 @ 17:30:16.006
Finish Time	2022-03-13 @ 17:36:18.459
Track Length	1.2079mi.
Total Laps	142
Total Distance Covered	171.5282mi.

Session Fastest Lap History

NO	CL	NAME	LAP TIME	TIME OF DAY	LAP	VEHICLE
85		Andrew WALES	59.529	17:32:22.070	2	MZ ETZ250
55	GPF	Paul TOLAND	58.846	17:32:47.798	2	Yamaha TZR250
4	GPF	James SEATH	58.775	17:35:48.605	5	Aprilia RS250
81		Scott GRANT	58.590	17:36:18.493	6	MZ ETZ250
75		Peter WOODALL	58.358	17:36:18.662	6	MZ ETZ250

Session Leader History

NO	CL	NAME	FROM LAP	LAPS LED	DISTANCE	VEHICLE
75		Peter WOODALL	1	1	1.20 miles	MZ ETZ250
85		Andrew WALES	2	1	1.20 miles	MZ ETZ250
81		Scott GRANT	3	1	1.20 miles	MZ ETZ250
85		Andrew WALES	4	2	2.41 miles	MZ ETZ250
81		Scott GRANT	6	1	1.20 miles	MZ ETZ250

Flag History

TYPE	TIME OF DAY
GREEN	17:30:16.006
FINISH	17:36:18.459

Flag Statistics

TYPE	COUNT	TOTAL LAPS	TOTAL TIME
Green	1	6	7:14.256
Red	0	0	0.000
Safety Car	0	0	0.000
FCY	0	0	0.000

BMCRC - MRO Championships 2022 - Rnd 1 @ Brands Hatch Indy

Illuminate Design 250MZs & Blue Haze GPF

RACE 20 - STATISTICS

CLASS :

12 Starters

Fastest Lap History

NO	NAME	LAP TIME	TIME OF DAY	LAP	VEHICLE
85	Andrew WALES	59.529	17:32:22.070	2	MZ ETZ250
81	Scott GRANT	58.936	17:33:21.089	3	MZ ETZ250
81	Scott GRANT	58.590	17:36:18.493	6	MZ ETZ250
75	Peter WOODALL	58.358	17:36:18.662	6	MZ ETZ250

Leader History

NO	NAME	FROM LAP	LAPS LED	DISTANCE	VEHICLE
75	Peter WOODALL	1	1	1.20 miles	MZ ETZ250
85	Andrew WALES	2	1	1.20 miles	MZ ETZ250
81	Scott GRANT	3	1	1.20 miles	MZ ETZ250
85	Andrew WALES	4	2	2.41 miles	MZ ETZ250
81	Scott GRANT	6	1	1.20 miles	MZ ETZ250

BMCRC - MRO Championships 2022 - Rnd 1 @ Brands Hatch Indy

Illuminate Design 250MZs & Blue Haze GPF

RACE 20 - STATISTICS

CLASS : R

3 Starters

Fastest Lap History

NO	NAME	LAP TIME	TIME OF DAY	LAP	VEHICLE
66	Graeme LEWIS	1:07.219	17:32:38.307	2	MZ ETZ250
66	Graeme LEWIS	1:06.463	17:33:44.770	3	MZ ETZ250
66	Graeme LEWIS	1:06.215	17:34:50.984	4	MZ ETZ250
66	Graeme LEWIS	1:05.454	17:37:02.861	6	MZ ETZ250

Leader History

NO	NAME	FROM LAP	LAPS LED	DISTANCE	VEHICLE
66	Graeme LEWIS	1	6	7.24 miles	MZ ETZ250

BMCRC - MRO Championships 2022 - Rnd 1 @ Brands Hatch Indy

Illuminate Design 250MZs & Blue Haze GPF

RACE 20 - STATISTICS

CLASS : GPF

9 Starters

Fastest Lap History

NO	NAME	LAP TIME	TIME OF DAY	LAP	VEHICLE
55	Paul TOLAND	58.846	17:32:47.798	2	Yamaha TZR250
4	James SEATH	58.775	17:35:48.605	5	Aprilia RS250

Leader History

NO	NAME	FROM LAP	LAPS LED	DISTANCE	VEHICLE
4	James SEATH	1	1	1.20 miles	Aprilia RS250
55	Paul TOLAND	2	5	6.03 miles	Yamaha TZR250



EDIASIA FORMULA 400 & INTA MOTORCYCLES BLUE HAZE GP



BMCRC-MRO Championships - Round 1
Brands Hatch Indy
12th / 13th March 2022



Timing & Results Provided by Timing Solutions Ltd

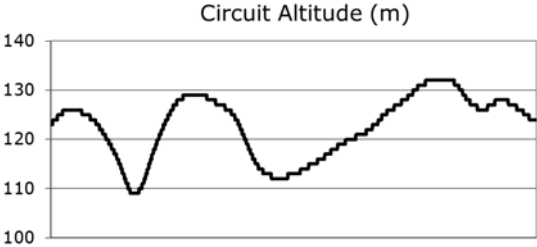
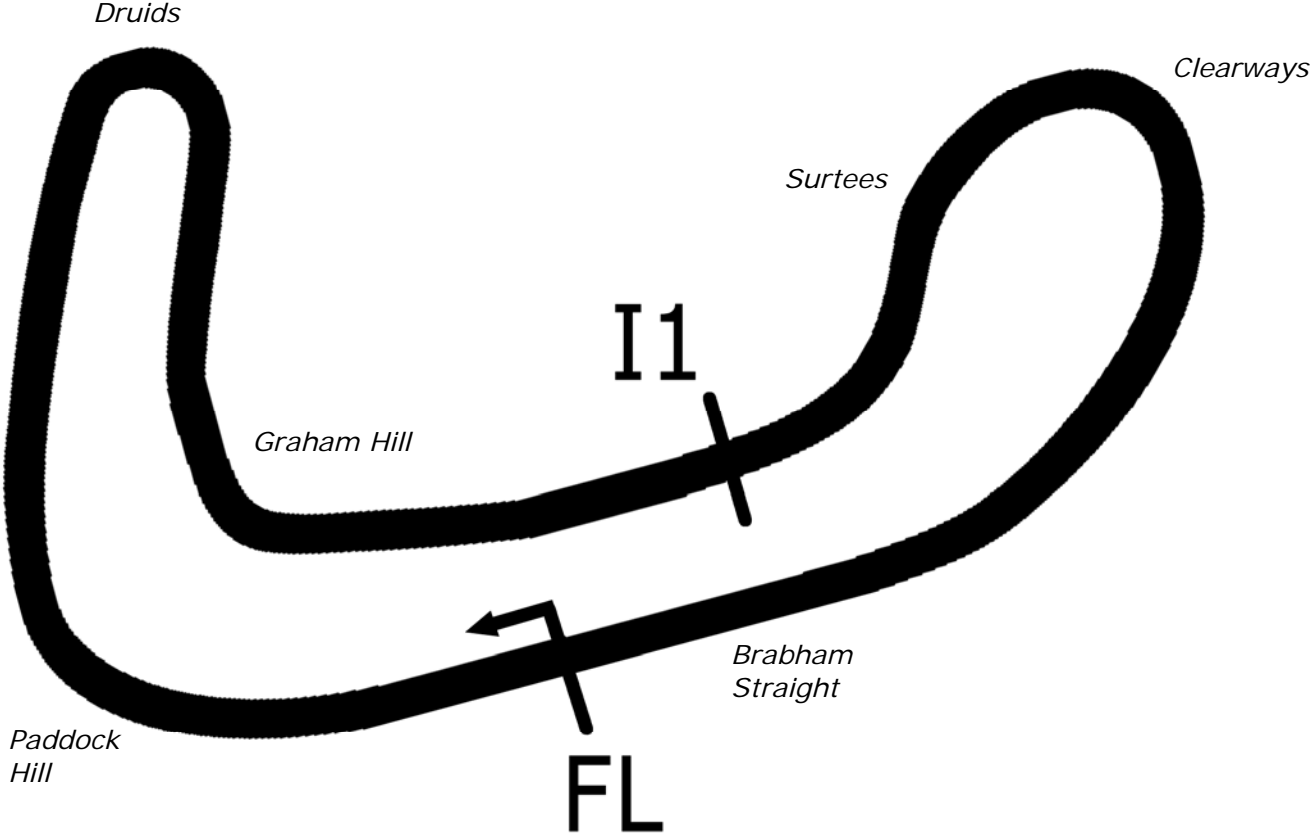
www.tsl-timing.com

Brands Hatch Indy



SPORTS TIMING

TIMING SOLUTIONS LTD



Length	1.2079 miles	1944.0 m	
FL		51.36032 N	0.26032 E
I1	1112m	51.35934 N	0.25955 E
Pit Entry	1669m	51.35911 N	0.25743 E
Pit Exit	26m after FL	51.36027 N	0.26078 E
Pit Entry–Pit Exit 277m, 16.6s @60kph, 12.4s @80kph			

BMCRC - MRO Championships 2022 - Rnd 1 @ Brands Hatch Indy

EDlasia Formula 400 & Blue Haze GP

QUALIFYING - CLASSIFICATION



POS	NO	CL	PIC NAME	ENTRY	TIME	ON	LAPS	GAP	DIFF	MPH
1	33	S	1 Carl JOHNSTONE	Yamaha FZR400RR - EDlasia	58.650	9	11			74.14
2	1		1 James SEATH	Kawasaki ZXR400 L9 - Ovenden Earthmoving	59.656	10	11	1.006	1.006	72.89
3	193		2 Mikey HARDIE	Kawasaki NINJA 400 (JSS) - 113 Events / Affinity acad	1:00.002	11	11	1.352	0.346	72.47
4	85		3 James ROBINSON	Kawasaki ZXR400 - claire palastanga ceramics	1:00.160	8	11	1.510	0.158	72.28
5	31		4 Lewis JONES	Kawasaki NINJA 400 (JSS) -	1:00.197	10	11	1.547	0.037	72.23
6	196		5 Jack KIRSCH	Kawasaki NINJA 400 (JSS) - Dad	1:00.229	9	11	1.579	0.032	72.20
7	74		6 Finn SMART-WEEDEN	Kawasaki NINJA 400 (JSS) - Mum and Dad	1:00.246	8	10	1.596	0.017	72.18
8	60	GP	1 Daniel GOUGH	Yamaha TZ 250 - G Force Motorcycles	1:00.367	10	11	1.717	0.121	72.03
9	3	GP	2 Tom BARRETT	Honda RS250 - The Two Stroke Workshop	1:00.408	10	11	1.758	0.041	71.98
10	7	GP	3 Bruce DUNN	Yamaha TZ250 - Bilstein UK	1:00.867	11	11	2.217	0.459	71.44
11	48		7 Richie WELSH	Yamaha FZR 400 RRSP - EDEN'S BABY EXPERIENC	1:01.189	11	11	2.539	0.322	71.06
12	11*	GP	4 Gael MACHARD	Yamaha 250 TZ 4DP -	1:01.463	6	7	2.813	0.274	70.75
13	188	S	2 Michael STANLEY	Yamaha TZR250 -	1:01.725	7	8	3.075	0.262	70.45
14	47		8 Allan CLARK	Kawasaki ZXR400 - A Clark & Sons Builders	1:02.422	6	8	3.772	0.697	69.66
15	0	GP	5 Paul TOLAND	Yamaha TZ 250 4TW - Kippers keys	1:02.460	9	10	3.810	0.038	69.62
16	64	GP	6 Phil ELLIS	Yamaha TZ250B -	1:02.702	9	10	4.052	0.242	69.35
17	70	S	3 Andrew BURSCOUGH	Yamaha YPVS 350 - Apollo/Merlin/Abbey/Martitanium	1:02.865	9	11	4.215	0.163	69.17
18	68		9 Andrew Finlay HOWE	Kawasaki ZXR400L - Finlay Howe Ltd	1:03.120	10	10	4.470	0.255	68.89
19	222		10 Matthew EPPS	Kawasaki ZXR400 - M.E Vehicle Repairs	1:03.312	10	10	4.662	0.192	68.68
20	25	S/R	1 Haydon SMITH	Kawasaki ZXR400 - HI-Precision Engineering Ltd	1:03.973	9	10	5.323	0.661	67.97
21	15	S	4 Julian DAWE	Honda RVF400 - EM Acoustics	1:04.527	10	10	5.877	0.554	67.39
22	32		11 Conor MURRAY	Kawasaki NINJA 300 -	1:04.721	8	8	6.071	0.194	67.19
23	97		12 Nicholas TAIG	Honda VFR400 NC30 - RST, Bell Helmets UK	1:05.188	6	7	6.538	0.467	66.70
24	119		13 James O'MARA	Kawasaki NINJA 300 - BRP Machining Ltd	1:05.478	5	7	6.828	0.290	66.41
25	24	S	5 Harley GODZISZ	Honda NC30 - Kamper Security	1:07.062	4	5	8.412	1.584	64.84
26	151	S	6 Nick SMITH	Kawasaki KR-1S - HI-Precision Engineering Ltd	1:07.642	10	10	8.992	0.580	64.28
27	125	S	7 Steve HIGERTY	Yamaha TZR250 - Yellow House/Cambridge MC's	1:09.057	4	5	10.407	1.415	62.97
28	351		14 Sam DIGBY-BAKER	Kawasaki ZXR400 -	1:09.281	3	3	10.631	0.224	62.76
29	8	GP	7 Phil ATKINSON	Yamaha TZ350 - ROSE MOT	1:12.937	2	2	14.287	3.656	59.62
30	88	GP	8 George PRINOS	Yamaha TZ250 - KAPPA PLANNING LTD	1:13.211	8	9	14.561	0.274	59.39
31	82	GP	9 Mark DAVALL	Yamaha TZ 250 J -	1:15.580	9	9	16.930	2.369	57.53

* Bike 11 - Please fit a working transponder

Weather / Track : Cloudy / Damp

These results are provisional until the conclusion of any judicial and technical matters.

Brands Hatch Indy: 1.2079 miles
Date: 12/03/2022 Start: 09:33 Finish: 09:44

Clerk Of Course :	Stewards :	Timekeeper : Craig Smith
-------------------	------------	--------------------------

Results can be found at www.tsl-timing.com

Printed - 09:46 Saturday, 12 March 2022



BMCRC - MRO Championships 2022 - Rnd 1 @ Brands Hatch Indy

EDlasia Formula 400 & Blue Haze GP

QUALIFYING - SECTOR ANALYSIS



SECTOR 1 = FL to I1, SECTOR 2 = I1 to FL, DIFF = Difference To Personal Best Lap, P = Crossed Finish Line in Pit Lane, D = Time Disallowed

P1		33 S		Carl JOHNSTONE		Yamaha FZR400RR - EDlasia	
IDEAL LAP TIME : 58.650		BEST LAP TIME : 58.650		DIFFERENCE : 0.000			
LAP	SECTOR 1	SECTOR 2	LAP TIME	MPH	DIFF	TIME OF DAY	
1 -	39.230	23.881	1:03.111	68.90	4.461	09:34:38.891	
2 -	35.790	24.823	1:00.613	71.74	1.963	09:35:39.504	
3 -	37.225	23.465	1:00.690	71.65	2.040	09:36:40.194	
4 -	36.151	24.758	1:00.909	71.39	2.259	09:37:41.103	
5 -	38.051	24.690	1:02.741	69.31	4.091	09:38:43.844	
6 -	36.366	IN PIT	1:59.665	P 36.33	1:01.015	09:40:43.509	
7 -	OUTLAP	24.285	1:05.550	66.34	6.900	09:41:49.059	
8 -	37.222	23.699	1:00.921	71.38	2.271	09:42:49.980	
9 -	35.338	23.312	58.650 (1)	74.14		09:43:48.630	
10 -	35.729	23.430	59.159	(2) 73.50	0.509	09:44:47.789	
11 -	35.866	23.741	59.607	(3) 72.95	0.957	09:45:47.396	

P2		1		James SEATH		Kawasaki ZXR400 L9 - Ovenden Earthmoving	
IDEAL LAP TIME : 59.599		BEST LAP TIME : 59.656		DIFFERENCE : 0.057			
LAP	SECTOR 1	SECTOR 2	LAP TIME	MPH	DIFF	TIME OF DAY	
1 -	41.210	25.620	1:06.830	65.06	7.174	09:34:44.150	
2 -	38.891	24.535	1:03.426	68.56	3.770	09:35:47.576	
3 -	38.768	25.260	1:04.028	67.91	4.372	09:36:51.604	
4 -	38.513	24.281	1:02.794	69.25	3.138	09:37:54.398	
5 -	36.846	24.474	1:01.320	70.91	1.664	09:38:55.718	
6 -	36.699	23.585	1:00.284	(3) 72.13	0.628	09:39:56.002	
7 -	37.590	23.891	1:01.481	70.73	1.825	09:40:57.483	
8 -	36.192	23.692	59.884	(2) 72.61	0.228	09:41:57.367	
9 -	36.731	25.092	1:01.823	70.33	2.167	09:42:59.190	
10 -	36.014	23.642	59.656 (1)	72.89		09:43:58.846	
11 -	39.976	25.653	1:05.629	66.26	5.973	09:45:04.475	

P3		193		Mikey HARDIE		Kawasaki NINJA 400 (JSS) - 113 Events / Affinity academy	
IDEAL LAP TIME : 59.832		BEST LAP TIME : 1:00.002		DIFFERENCE : 0.170			
LAP	SECTOR 1	SECTOR 2	LAP TIME	MPH	DIFF	TIME OF DAY	
1 -	46.256	29.835	1:16.091	57.15	16.089	09:35:08.778	
2 -	42.171	26.721	1:08.892	63.12	8.890	09:36:17.670	
3 -	39.782	26.047	1:05.829	66.05	5.827	09:37:23.499	
4 -	38.548	25.545	1:04.093	67.84	4.091	09:38:27.592	
5 -	37.200	25.216	1:02.416	69.67	2.414	09:39:30.008	
6 -	36.829	25.218	1:02.047	70.08	2.045	09:40:32.055	
7 -	37.727	24.971	1:02.698	69.35	2.696	09:41:34.753	
8 -	36.434	24.651	1:01.085	(3) 71.18	1.083	09:42:35.838	
9 -	35.998	24.385	1:00.383	(2) 72.01	0.381	09:43:36.221	
10 -	36.720	24.588	1:01.308	70.93	1.306	09:44:37.529	
11 -	35.447	24.555	1:00.002 (1)	72.47		09:45:37.531	

P4		85		James ROBINSON		Kawasaki ZXR400 - claire palastanga ceramics	
IDEAL LAP TIME : 1:00.160		BEST LAP TIME : 1:00.160		DIFFERENCE : 0.000			
LAP	SECTOR 1	SECTOR 2	LAP TIME	MPH	DIFF	TIME OF DAY	
1 -	40.950	25.719	1:06.669	65.22	6.509	09:34:44.857	
2 -	38.748	24.211	1:02.959	69.07	2.799	09:35:47.816	
3 -	37.315	24.682	1:01.997	70.14	1.837	09:36:49.813	
4 -	37.175	24.818	1:01.993	70.14	1.833	09:37:51.806	
5 -	38.027	25.155	1:03.182	68.82	3.022	09:38:54.988	
6 -	36.365	24.055	1:00.420	(2) 71.97	0.260	09:39:55.408	
7 -	36.266	24.284	1:00.550	(3) 71.81	0.390	09:40:55.958	
8 -	36.194	23.966	1:00.160 (1)	72.28		09:41:56.118	
9 -	37.348	24.840	1:02.188	69.92	2.028	09:42:58.306	
10 -	36.862	24.415	1:01.277	70.96	1.117	09:43:59.583	
11 -	36.955	24.551	1:01.506	70.70	1.346	09:45:01.089	

BMCRC - MRO Championships 2022 - Rnd 1 @ Brands Hatch Indy

EDlasia Formula 400 & Blue Haze GP

QUALIFYING - SECTOR ANALYSIS



SECTOR 1 = FL to I1, SECTOR 2 = I1 to FL, DIFF = Difference To Personal Best Lap, P = Crossed Finish Line in Pit Lane, D = Time Disallowed

P5 31		Lewis JONES		Kawasaki NINJA 400 (JSS) -			
IDEAL LAP TIME : 1:00.197		BEST LAP TIME : 1:00.197		DIFFERENCE : 0.000			
LAP	SECTOR 1	SECTOR 2	LAP TIME	MPH	DIFF	TIME OF DAY	
1 -	44.857	28.281	1:13.138	59.45	12.941	09:35:06.237	
2 -	40.613	25.835	1:06.448	65.44	6.251	09:36:12.685	
3 -	39.482	25.546	1:05.028	66.87	4.831	09:37:17.713	
4 -	39.136	25.160	1:04.296	67.63	4.099	09:38:22.009	
5 -	37.939	24.836	1:02.775	69.27	2.578	09:39:24.784	
6 -	37.933	24.903	1:02.836	69.20	2.639	09:40:27.620	
7 -	37.450	24.573	1:02.023	70.11	1.826	09:41:29.643	
8 -	36.880	24.459	1:01.339	70.89	1.142	09:42:30.982	
9 -	36.617	24.174	1:00.791 (3)	71.53	0.594	09:43:31.773	
10 -	36.225	23.972	1:00.197 (1)	72.23		09:44:31.970	
11 -	36.389	24.019	1:00.408 (2)	71.98	0.211	09:45:32.378	

P6 196		Jack KIRSCH		Kawasaki NINJA 400 (JSS) - Dad			
IDEAL LAP TIME : 1:00.224		BEST LAP TIME : 1:00.229		DIFFERENCE : 0.005			
LAP	SECTOR 1	SECTOR 2	LAP TIME	MPH	DIFF	TIME OF DAY	
1 -	42.902	27.698	1:10.600	61.59	10.371	09:35:12.458	
2 -	40.652	25.492	1:06.144	65.74	5.915	09:36:18.602	
3 -	37.795	25.035	1:02.830	69.21	2.601	09:37:21.432	
4 -	37.468	24.888	1:02.356	69.73	2.127	09:38:23.788	
5 -	37.162	24.472	1:01.634	70.55	1.405	09:39:25.422	
6 -	37.204	24.891	1:02.095	70.03	1.866	09:40:27.517	
7 -	36.659	24.511	1:01.170	71.09	0.941	09:41:28.687	
8 -	36.299	24.433	1:00.732 (3)	71.60	0.503	09:42:29.419	
9 -	35.901	24.328	1:00.229 (1)	72.20		09:43:29.648	
10 -	36.166	24.514	1:00.680 (2)	71.66	0.451	09:44:30.328	
11 -	35.896	25.457	1:01.353	70.87	1.124	09:45:31.681	

P7 74		Finn SMART-WEEDEN		Kawasaki NINJA 400 (JSS) - Mum and Dad			
IDEAL LAP TIME : 1:00.246		BEST LAP TIME : 1:00.246		DIFFERENCE : 0.000			
LAP	SECTOR 1	SECTOR 2	LAP TIME	MPH	DIFF	TIME OF DAY	
1 -	43.742	25.902	1:09.644	62.44	9.398	09:35:01.977	
2 -	37.988	25.244	1:03.232	68.77	2.986	09:36:05.209	
3 -	37.518	24.816	1:02.334	69.76	2.088	09:37:07.543	
4 -	37.950	24.657	1:02.607	69.45	2.361	09:38:10.150	
5 -	36.845	24.218	1:01.063 (3)	71.21	0.817	09:39:11.213	
6 -	36.790	24.291	1:01.081	71.19	0.835	09:40:12.294	
7 -	36.423	24.027	1:00.450 (2)	71.93	0.204	09:41:12.744	
8 -	36.327	23.919	1:00.246 (1)	72.18		09:42:12.990	
9 -	38.186	IN PIT	2:10.224 P	33.39	1:09.978	09:44:23.214	
10 -	OUTLAP	24.360	1:03.432	68.55	3.186	09:45:26.646	

P8 60 GP		Daniel GOUGH		Yamaha TZ 250 - G Force Motorcycles			
IDEAL LAP TIME : 1:00.098		BEST LAP TIME : 1:00.367		DIFFERENCE : 0.269			
LAP	SECTOR 1	SECTOR 2	LAP TIME	MPH	DIFF	TIME OF DAY	
1 -	44.791	28.462	1:13.253	59.36	12.886	09:35:09.435	
2 -	40.460	26.466	1:06.926	64.97	6.559	09:36:16.361	
3 -	38.719	24.872	1:03.591	68.38	3.224	09:37:19.952	
4 -	38.237	24.941	1:03.178	68.83	2.811	09:38:23.130	
5 -	37.282	24.476	1:01.758 (3)	70.41	1.391	09:39:24.888	
6 -	38.207	25.368	1:03.575	68.40	3.208	09:40:28.463	
7 -	38.081	23.882	1:01.963	70.18	1.596	09:41:30.426	
8 -	37.448	24.538	1:01.986	70.15	1.619	09:42:32.412	
9 -	36.216	24.374	1:00.590 (2)	71.77	0.223	09:43:33.002	
10 -	36.416	23.951	1:00.367 (1)	72.03		09:44:33.369	
11 -	37.969	25.797	1:03.766	68.19	3.399	09:45:37.135	

BMCRC - MRO Championships 2022 - Rnd 1 @ Brands Hatch Indy

EDlasia Formula 400 & Blue Haze GP

QUALIFYING - SECTOR ANALYSIS



SECTOR 1 = FL to I1, SECTOR 2 = I1 to FL, DIFF = Difference To Personal Best Lap, P = Crossed Finish Line in Pit Lane, D = Time Disallowed

P9 3 GP Tom BARRETT			Honda RS250 - The Two Stroke Workshop			
IDEAL LAP TIME : 1:00.408		BEST LAP TIME : 1:00.408		DIFFERENCE : 0.000		
LAP	SECTOR 1	SECTOR 2	LAP TIME	MPH	DIFF	TIME OF DAY
1 -	47.081	28.748	1:15.829	57.34	15.421	09:35:09.365
2 -	44.991	26.900	1:11.891	60.48	11.483	09:36:21.256
3 -	41.136	26.134	1:07.270	64.64	6.862	09:37:28.526
4 -	40.825	26.581	1:07.406	64.51	6.998	09:38:35.932
5 -	39.829	24.818	1:04.647	67.26	4.239	09:39:40.579
6 -	37.464	25.655	1:03.119	68.89	2.711	09:40:43.698
7 -	38.046	24.876	1:02.922	69.11	2.514	09:41:46.620
8 -	40.000	24.579	1:04.579	67.33	4.171	09:42:51.199
9 -	37.646	24.591	1:02.237 (3)	69.87	1.829	09:43:53.436
10 -	36.614	23.794	1:00.408 (1)	71.98		09:44:53.844
11 -	36.915	24.061	1:00.976 (2)	71.31	0.568	09:45:54.820

P10 7 GP Bruce DUNN			Yamaha TZ250 - Bilstein UK			
IDEAL LAP TIME : 1:00.598		BEST LAP TIME : 1:00.867		DIFFERENCE : 0.269		
LAP	SECTOR 1	SECTOR 2	LAP TIME	MPH	DIFF	TIME OF DAY
1 -	41.809	25.859	1:07.668	64.26	6.801	09:34:57.458
2 -	38.559	25.071	1:03.630	68.34	2.763	09:36:01.088
3 -	36.781	24.277	1:01.058 (3)	71.22	0.191	09:37:02.146
4 -	37.192	24.025	1:01.217	71.03	0.350	09:38:03.363
5 -	37.255	24.648	1:01.903	70.24	1.036	09:39:05.266
6 -	37.214	24.213	1:01.427	70.79	0.560	09:40:06.693
7 -	38.205	24.395	1:02.600	69.46	1.733	09:41:09.293
8 -	36.850	24.106	1:00.956 (2)	71.34	0.089	09:42:10.249
9 -	38.893	24.454	1:03.347	68.64	2.480	09:43:13.596
10 -	36.573	24.509	1:01.082	71.19	0.215	09:44:14.678
11 -	36.644	24.223	1:00.867 (1)	71.44		09:45:15.545

P11 48 Richie WELSH			Yamaha FZR 400 RRSP - EDEN'S BABY EXPERIENCES/ PETI			
IDEAL LAP TIME : 1:01.138		BEST LAP TIME : 1:01.189		DIFFERENCE : 0.051		
LAP	SECTOR 1	SECTOR 2	LAP TIME	MPH	DIFF	TIME OF DAY
1 -	41.725	25.595	1:07.320	64.59	6.131	09:34:42.452
2 -	39.515	25.247	1:04.762	67.14	3.573	09:35:47.214
3 -	38.855	24.999	1:03.854	68.10	2.665	09:36:51.068
4 -	39.008	25.062	1:04.070	67.87	2.881	09:37:55.138
5 -	39.038	24.400	1:03.438	68.54	2.249	09:38:58.576
6 -	38.900	24.613	1:03.513	68.46	2.324	09:40:02.089
7 -	37.883	24.822	1:02.705	69.35	1.516	09:41:04.794
8 -	37.654	24.561	1:02.215	69.89	1.026	09:42:07.009
9 -	37.357	23.986	1:01.343 (2)	70.88	0.154	09:43:08.352
10 -	37.402	24.048	1:01.450 (3)	70.76	0.261	09:44:09.802
11 -	37.152	24.037	1:01.189 (1)	71.06		09:45:10.991

P12 11 GP Gael MACHARD			Yamaha 250 TZ 4DP -			
IDEAL LAP TIME :		BEST LAP TIME : 1:01.463		DIFFERENCE :		
LAP	SECTOR 1	SECTOR 2	LAP TIME	MPH	DIFF	TIME OF DAY
1 -			1:08.348	63.62	6.885	09:34:58.928
2 -			1:05.576	66.31	4.113	09:36:04.504
3 -			1:04.061	67.88	2.598	09:37:08.565
4 -			1:03.901	68.05	2.438	09:38:12.466
5 -			1:01.670 (3)	70.51	0.207	09:39:14.136
6 -			1:01.463 (1)	70.75		09:40:15.599
7 -			1:01.540 (2)	70.66	0.077	09:41:17.139

BMCRC - MRO Championships 2022 - Rnd 1 @ Brands Hatch Indy

EDlasia Formula 400 & Blue Haze GP

QUALIFYING - SECTOR ANALYSIS



SECTOR 1 = FL to I1, SECTOR 2 = I1 to FL, DIFF = Difference To Personal Best Lap, P = Crossed Finish Line in Pit Lane, D = Time Disallowed

P13 188 S		Michael STANLEY		Yamaha TZR250 -			
IDEAL LAP TIME : 1:01.473		BEST LAP TIME : 1:01.725		DIFFERENCE : 0.252			
LAP	SECTOR 1	SECTOR 2	LAP TIME	MPH	DIFF	TIME OF DAY	
1 -	41.837	27.007	1:08.844	63.16	7.119	09:34:48.186	
2 -	39.189	25.843	1:05.032	66.86	3.307	09:35:53.218	
3 -	37.581	25.157	1:02.738	69.31	1.013	09:36:55.956	
4 -	37.138	24.804	1:01.942 (2)	70.20	0.217	09:37:57.898	
5 -	37.187	24.770	1:01.957 (3)	70.18	0.232	09:38:59.855	
6 -	37.965	26.568	1:04.533	67.38	2.808	09:40:04.388	
7 -	36.703	25.022	1:01.725 (1)	70.45		09:41:06.113	
8 -	38.480	25.166	1:03.646	68.32	1.921	09:42:09.759	

P14 47		Allan CLARK		Kawasaki ZXR400 - A Clark & Sons Builders			
IDEAL LAP TIME : 1:02.357		BEST LAP TIME : 1:02.422		DIFFERENCE : 0.065			
LAP	SECTOR 1	SECTOR 2	LAP TIME	MPH	DIFF	TIME OF DAY	
1 -	46.487	29.454	1:15.941	57.26	13.519	09:35:09.003	
2 -	42.582	26.704	1:09.286	62.76	6.864	09:36:18.289	
3 -	41.249	26.436	1:07.685	64.24	5.263	09:37:25.974	
4 -	40.006	25.725	1:05.731	66.15	3.309	09:38:31.705	
5 -	39.077	25.175	1:04.252	67.68	1.830	09:39:35.957	
6 -	37.434	24.988	1:02.422 (1)	69.66		09:40:38.379	
7 -	38.010	25.948	1:03.958 (3)	67.99	1.536	09:41:42.337	
8 -	38.513	24.923	1:03.436 (2)	68.55	1.014	09:42:45.773	

P15 0 GP		Paul TOLAND		Yamaha TZ 250 4TW - Kippers keys			
IDEAL LAP TIME : 1:02.460		BEST LAP TIME : 1:02.460		DIFFERENCE : 0.000			
LAP	SECTOR 1	SECTOR 2	LAP TIME	MPH	DIFF	TIME OF DAY	
1 -	48.058	30.104	1:18.162	55.63	15.702	09:35:07.208	
2 -	45.239	27.092	1:12.331	60.12	9.871	09:36:19.539	
3 -	40.283	26.790	1:07.073	64.83	4.613	09:37:26.612	
4 -	40.063	26.282	1:06.345	65.54	3.885	09:38:32.957	
5 -	39.511	26.348	1:05.859	66.02	3.399	09:39:38.816	
6 -	38.873	25.950	1:04.823 (3)	67.08	2.363	09:40:43.639	
7 -	39.260	25.995	1:05.255	66.64	2.795	09:41:48.894	
8 -	39.360	26.925	1:06.285	65.60	3.825	09:42:55.179	
9 -	37.446	25.014	1:02.460 (1)	69.62		09:43:57.639	
10 -	37.773	25.449	1:03.222 (2)	68.78	0.762	09:45:00.861	

P16 64 GP		Phil ELLIS		Yamaha TZ250B -			
IDEAL LAP TIME : 1:02.442		BEST LAP TIME : 1:02.702		DIFFERENCE : 0.260			
LAP	SECTOR 1	SECTOR 2	LAP TIME	MPH	DIFF	TIME OF DAY	
1 -	48.594	30.745	1:19.339	54.81	16.637	09:35:08.302	
2 -	45.117	26.787	1:11.904	60.47	9.202	09:36:20.206	
3 -	41.371	26.150	1:07.521	64.40	4.819	09:37:27.727	
4 -	41.108	25.828	1:06.936	64.96	4.234	09:38:34.663	
5 -	40.511	25.443	1:05.954	65.93	3.252	09:39:40.617	
6 -	39.094	24.808	1:03.902 (3)	68.05	1.200	09:40:44.519	
7 -	38.907	25.813	1:04.720	67.19	2.018	09:41:49.239	
8 -	39.877	26.505	1:06.382	65.50	3.680	09:42:55.621	
9 -	37.991	24.711	1:02.702 (1)	69.35		09:43:58.323	
10 -	37.731	25.221	1:02.952 (2)	69.07	0.250	09:45:01.275	

BMCRC - MRO Championships 2022 - Rnd 1 @ Brands Hatch Indy

EDlasia Formula 400 & Blue Haze GP

QUALIFYING - SECTOR ANALYSIS



SECTOR 1 = FL to I1, SECTOR 2 = I1 to FL, DIFF = Difference To Personal Best Lap, P = Crossed Finish Line in Pit Lane, D = Time Disallowed

P17 70 S		Andrew BURSCOUGH		Yamaha YPVS 350 - Apollo/Merlin/Abbey/Martitanium			
IDEAL LAP TIME : 1:02.593		BEST LAP TIME : 1:02.865		DIFFERENCE : 0.272			
LAP	SECTOR 1	SECTOR 2	LAP TIME	MPH	DIFF	TIME OF DAY	
1 -	42.837	26.531	1:09.368	62.68	6.503	09:34:54.843	
2 -	40.824	25.805	1:06.629	65.26	3.764	09:36:01.472	
3 -	39.598	25.544	1:05.142	66.75	2.277	09:37:06.614	
4 -	40.163	25.539	1:05.702	66.18	2.837	09:38:12.316	
5 -	39.547	25.871	1:05.418	66.47	2.553	09:39:17.734	
6 -	40.219	26.765	1:06.984	64.92	4.119	09:40:24.718	
7 -	39.844	24.879	1:04.723	67.18	1.858	09:41:29.441	
8 -	38.134	24.796	1:02.930 (2)	69.10	0.065	09:42:32.371	
9 -	37.797	25.068	1:02.865 (1)	69.17		09:43:35.236	
10 -	38.997	25.307	1:04.304 (3)	67.62	1.439	09:44:39.540	
11 -	39.080	25.346	1:04.426	67.49	1.561	09:45:43.966	

P18 68		Andrew Finlay HOWE		Kawasaki ZXR400L - Finlay Howe Ltd			
IDEAL LAP TIME : 1:03.120		BEST LAP TIME : 1:03.120		DIFFERENCE : 0.000			
LAP	SECTOR 1	SECTOR 2	LAP TIME	MPH	DIFF	TIME OF DAY	
1 -	42.694	28.571	1:11.265	61.02	8.145	09:35:15.248	
2 -	42.353	27.385	1:09.738	62.35	6.618	09:36:24.986	
3 -	41.155	26.266	1:07.421	64.49	4.301	09:37:32.407	
4 -	40.618	25.177	1:05.795	66.09	2.675	09:38:38.202	
5 -	40.681	26.391	1:07.072	64.83	3.952	09:39:45.274	
6 -	39.595	25.223	1:04.818 (2)	67.08	1.698	09:40:50.092	
7 -	39.424	25.723	1:05.147	66.75	2.027	09:41:55.239	
8 -	38.800	27.376	1:06.176	65.71	3.056	09:43:01.415	
9 -	39.617	25.349	1:04.966 (3)	66.93	1.846	09:44:06.381	
10 -	38.094	25.026	1:03.120 (1)	68.89		09:45:09.501	

P19 222		Matthew EPPS		Kawasaki ZXR400 - M.E Vehicle Repairs			
IDEAL LAP TIME : 1:03.312		BEST LAP TIME : 1:03.312		DIFFERENCE : 0.000			
LAP	SECTOR 1	SECTOR 2	LAP TIME	MPH	DIFF	TIME OF DAY	
1 -	45.618	28.686	1:14.304	58.52	10.992	09:35:11.407	
2 -	43.116	27.720	1:10.836	61.38	7.524	09:36:22.243	
3 -	41.492	27.165	1:08.657	63.33	5.345	09:37:30.900	
4 -	40.134	26.934	1:07.068	64.83	3.756	09:38:37.968	
5 -	40.547	26.275	1:06.822	65.07	3.510	09:39:44.790	
6 -	38.994	26.125	1:05.119	66.77	1.807	09:40:49.909	
7 -	38.882	26.064	1:04.946 (3)	66.95	1.634	09:41:54.855	
8 -	38.984	27.445	1:06.429	65.46	3.117	09:43:01.284	
9 -	38.461	26.239	1:04.700 (2)	67.21	1.388	09:44:05.984	
10 -	37.366	25.946	1:03.312 (1)	68.68		09:45:09.296	

P20 25 S/R		Haydon SMITH		Kawasaki ZXR400 - HI-Precision Engineering Ltd			
IDEAL LAP TIME : 1:03.958		BEST LAP TIME : 1:03.973		DIFFERENCE : 0.015			
LAP	SECTOR 1	SECTOR 2	LAP TIME	MPH	DIFF	TIME OF DAY	
1 -	45.591	29.888	1:15.479	57.61	11.506	09:35:07.599	
2 -	43.760	26.659	1:10.419	61.75	6.446	09:36:18.018	
3 -	40.490	26.974	1:07.464	64.45	3.491	09:37:25.482	
4 -	40.937	25.710	1:06.647	65.24	2.674	09:38:32.129	
5 -	39.619	25.572	1:05.191	66.70	1.218	09:39:37.320	
6 -	39.340	25.511	1:04.851	67.05	0.878	09:40:42.171	
7 -	39.112	25.349	1:04.461 (3)	67.46	0.488	09:41:46.632	
8 -	40.380	25.720	1:06.100	65.78	2.127	09:42:52.732	
9 -	38.660	25.313	1:03.973 (1)	67.97		09:43:56.705	
10 -	38.645	25.404	1:04.049 (2)	67.89	0.076	09:45:00.754	

BMCRC - MRO Championships 2022 - Rnd 1 @ Brands Hatch Indy

EDlasia Formula 400 & Blue Haze GP

QUALIFYING - SECTOR ANALYSIS



SECTOR 1 = FL to I1, SECTOR 2 = I1 to FL, DIFF = Difference To Personal Best Lap, P = Crossed Finish Line in Pit Lane, D = Time Disallowed

P21 15 S		Julian DAWE		Honda RVF400 - EM Acoustics			
IDEAL LAP TIME : 1:04.527		BEST LAP TIME : 1:04.527		DIFFERENCE : 0.000			
LAP	SECTOR 1	SECTOR 2	LAP TIME	MPH	DIFF	TIME OF DAY	
1 -	47.299	29.883	1:17.182	56.34	12.655	09:35:09.133	
2 -	46.713	27.366	1:14.079	58.70	9.552	09:36:23.212	
3 -	43.003	27.084	1:10.087	62.04	5.560	09:37:33.299	
4 -	43.322	27.004	1:10.326	61.83	5.799	09:38:43.625	
5 -	41.770	26.594	1:08.364	63.60	3.837	09:39:51.989	
6 -	41.812	26.042	1:07.854	64.08	3.327	09:40:59.843	
7 -	41.534	25.745	1:07.279	64.63	2.752	09:42:07.122	
8 -	41.004	26.018	1:07.022 (3)	64.88	2.495	09:43:14.144	
9 -	39.736	25.891	1:05.627 (2)	66.26	1.100	09:44:19.771	
10 -	39.476	25.051	1:04.527 (1)	67.39		09:45:24.298	

P22 32		Conor MURRAY		Kawasaki NINJA 300 -			
IDEAL LAP TIME : 1:04.469		BEST LAP TIME : 1:04.721		DIFFERENCE : 0.252			
LAP	SECTOR 1	SECTOR 2	LAP TIME	MPH	DIFF	TIME OF DAY	
1 -	OUTLAP	27.196	1:11.969	60.42	7.248	09:37:42.624	
2 -	39.764	26.072	1:05.836	66.05	1.115	09:38:48.460	
3 -	39.863	27.440	1:07.303	64.61	2.582	09:39:55.763	
4 -	39.594	26.029	1:05.623 (3)	66.26	0.902	09:41:01.386	
5 -	40.260	26.380	1:06.640	65.25	1.919	09:42:08.026	
6 -	41.426	26.889	1:08.315	63.65	3.594	09:43:16.341	
7 -	38.654	26.124	1:04.778 (2)	67.13	0.057	09:44:21.119	
8 -	38.906	25.815	1:04.721 (1)	67.19		09:45:25.840	

P23 97		Nicholas TAIG		Honda VFR400 NC30 - RST, Bell Helmets UK			
IDEAL LAP TIME : 1:05.158		BEST LAP TIME : 1:05.188		DIFFERENCE : 0.030			
LAP	SECTOR 1	SECTOR 2	LAP TIME	MPH	DIFF	TIME OF DAY	
1 -	44.830	28.581	1:13.411	59.23	8.223	09:35:09.837	
2 -	43.871	26.761	1:10.632	61.56	5.444	09:36:20.469	
3 -	41.620	26.388	1:08.008	63.94	2.820	09:37:28.477	
4 -	41.177	26.821	1:07.998	63.95	2.810	09:38:36.475	
5 -	39.994	25.532	1:05.526 (2)	66.36	0.338	09:39:42.001	
6 -	39.626	25.562	1:05.188 (1)	66.70		09:40:47.189	
7 -	42.031	25.924	1:07.955 (3)	63.99	2.767	09:41:55.144	

P24 119		James O'MARA		Kawasaki NINJA 300 - BRP Machining Ltd			
IDEAL LAP TIME : 1:04.728		BEST LAP TIME : 1:05.478		DIFFERENCE : 0.750			
LAP	SECTOR 1	SECTOR 2	LAP TIME	MPH	DIFF	TIME OF DAY	
1 -	44.537	27.529	1:12.066	60.34	6.588	09:35:04.831	
2 -	40.946	26.793	1:07.739	64.19	2.261	09:36:12.570	
3 -	40.074	26.236	1:06.310	65.57	0.832	09:37:18.880	
4 -	39.777	26.076	1:05.853 (2)	66.03	0.375	09:38:24.733	
5 -	38.652	26.826	1:05.478 (1)	66.41		09:39:30.211	
6 -	39.253	26.638	1:05.891 (3)	65.99	0.413	09:40:36.102	
7 -	39.546	26.768	1:06.314	65.57	0.836	09:41:42.416	

P25 24 S		Harley GODZISZ		Honda NC30 - Kamper Security			
IDEAL LAP TIME : 1:06.782		BEST LAP TIME : 1:07.062		DIFFERENCE : 0.280			
LAP	SECTOR 1	SECTOR 2	LAP TIME	MPH	DIFF	TIME OF DAY	
1 -	46.099	28.422	1:14.521	58.35	7.459	09:35:30.369	
2 -	42.290	27.512	1:09.802	62.29	2.740	09:36:40.171	
3 -	41.646	27.378	1:09.024 (3)	63.00	1.962	09:37:49.195	
4 -	40.373	26.689	1:07.062 (1)	64.84		09:38:56.257	
5 -	41.274	27.499	1:08.773 (2)	63.23	1.711	09:40:05.030	

BMCRC - MRO Championships 2022 - Rnd 1 @ Brands Hatch Indy

EDlasia Formula 400 & Blue Haze GP

QUALIFYING - SECTOR ANALYSIS



SECTOR 1 = FL to I1, SECTOR 2 = I1 to FL, DIFF = Difference To Personal Best Lap, P = Crossed Finish Line in Pit Lane, D = Time Disallowed

P26		151 S		Nick SMITH		Kawasaki KR-1S - Hi-Precision Engineering Ltd	
IDEAL LAP TIME : 1:07.443		BEST LAP TIME : 1:07.642		DIFFERENCE : 0.199			
LAP	SECTOR 1	SECTOR 2	LAP TIME	MPH	DIFF	TIME OF DAY	
1 -	50.008	29.679	1:19.687	54.57	12.045	09:35:12.596	
2 -	44.477	28.349	1:12.826	59.71	5.184	09:36:25.422	
3 -	42.983	27.926	1:10.909	61.32	3.267	09:37:36.331	
4 -	42.257	27.438	1:09.695	62.39	2.053	09:38:46.026	
5 -	41.909	27.695	1:09.604	62.47	1.962	09:39:55.630	
6 -	41.465	26.741	1:08.206 (2)	63.75	0.564	09:41:03.836	
7 -	41.426	27.011	1:08.437	63.54	0.795	09:42:12.273	
8 -	41.873	27.917	1:09.790	62.30	2.148	09:43:22.063	
9 -	41.228	27.154	1:08.382 (3)	63.59	0.740	09:44:30.445	
10 -	40.702	26.940	1:07.642 (1)	64.28		09:45:38.087	

P27		125 S		Steve HIGERTY		Yamaha TZR250 - Yellow House/Cambridge MC's	
IDEAL LAP TIME : 1:09.008		BEST LAP TIME : 1:09.057		DIFFERENCE : 0.049			
LAP	SECTOR 1	SECTOR 2	LAP TIME	MPH	DIFF	TIME OF DAY	
1 -	46.490	27.597	1:14.087	58.69	5.030	09:35:04.238	
2 -	45.033	27.374	1:12.407	60.05	3.350	09:36:16.645	
3 -	43.586	27.053	1:10.639 (3)	61.56	1.582	09:37:27.284	
4 -	41.955	27.102	1:09.057 (1)	62.97		09:38:36.341	
5 -	42.334	27.580	1:09.914 (2)	62.19	0.857	09:39:46.255	

P28		351		Sam DIGBY-BAKER		Kawasaki ZXR400 -	
IDEAL LAP TIME : 1:08.895		BEST LAP TIME : 1:09.281		DIFFERENCE : 0.386			
LAP	SECTOR 1	SECTOR 2	LAP TIME	MPH	DIFF	TIME OF DAY	
1 -	43.176	27.756	1:10.932 (2)	61.30	1.651	09:35:17.597	
2 -	43.438	28.170	1:11.608 (3)	60.72	2.327	09:36:29.205	
3 -	41.777	27.504	1:09.281 (1)	62.76		09:37:38.486	

P29		8 GP		Phil ATKINSON		Yamaha TZ350 - ROSE MOT	
IDEAL LAP TIME : 1:12.937		BEST LAP TIME : 1:12.937		DIFFERENCE : 0.000			
LAP	SECTOR 1	SECTOR 2	LAP TIME	MPH	DIFF	TIME OF DAY	
1 -	48.747	30.778	1:19.525 (2)	54.68	6.588	09:35:12.175	
2 -	43.992	28.945	1:12.937 (1)	59.62		09:36:25.112	

P30		88 GP		George PRINOS		Yamaha TZ250 - KAPPA PLANNING LTD	
IDEAL LAP TIME : 1:13.018		BEST LAP TIME : 1:13.211		DIFFERENCE : 0.193			
LAP	SECTOR 1	SECTOR 2	LAP TIME	MPH	DIFF	TIME OF DAY	
1 -	49.729	34.439	1:24.168	51.66	10.957	09:35:11.087	
2 -	50.230	32.647	1:22.877	52.47	9.666	09:36:33.964	
3 -	48.659	31.073	1:19.732	54.54	6.521	09:37:53.696	
4 -	47.008	30.485	1:17.493	56.11	4.282	09:39:11.189	
5 -	46.596	29.659	1:16.255	57.02	3.044	09:40:27.444	
6 -	44.439	29.800	1:14.239 (3)	58.57	1.028	09:41:41.683	
7 -	45.606	29.233	1:14.839	58.10	1.628	09:42:56.522	
8 -	44.486	28.725	1:13.211 (1)	59.39		09:44:09.733	
9 -	44.293	28.966	1:13.259 (2)	59.35	0.048	09:45:22.992	

BMCRC - MRO Championships 2022 - Rnd 1 @ Brands Hatch Indy

EDlasia Formula 400 & Blue Haze GP

QUALIFYING - SECTOR ANALYSIS



SECTOR 1 = FL to I1, SECTOR 2 = I1 to FL, DIFF = Difference To Personal Best Lap, P = Crossed Finish Line in Pit Lane, D = Time Disallowed

P31 82 GP		Mark DAVALL		Yamaha TZ 250 J -			
IDEAL LAP TIME : 1:15.549		BEST LAP TIME : 1:15.580		DIFFERENCE : 0.031			
LAP	SECTOR 1	SECTOR 2	LAP TIME	MPH	DIFF	TIME OF DAY	
1 -	51.876	32.663	1:24.539	51.43	8.959	09:35:16.301	
2 -	48.244	31.499	1:19.743	54.53	4.163	09:36:36.044	
3 -	47.049	31.682	1:18.731	55.23	3.151	09:37:54.775	
4 -	46.908	30.907	1:17.815	55.88	2.235	09:39:12.590	
5 -	45.945	30.969	1:16.914	56.53	1.334	09:40:29.504	
6 -	46.257	30.360	1:16.617 (3)	56.75	1.037	09:41:46.121	
7 -	47.113	30.476	1:17.589	56.04	2.009	09:43:03.710	
8 -	45.258	30.660	1:15.918 (2)	57.28	0.338	09:44:19.628	
9 -	45.289	30.291	1:15.580 (1)	57.53		09:45:35.208	

BMCRC - MRO Championships 2022 - Rnd 1 @ Brands Hatch Indy

EDlasia Formula 400 & Blue Haze GP

QUALIFYING - BEST SECTORS

SECTOR 1				SECTOR 2				IDEAL / BEST COMPARISON				
POS	NO	NAME	TIME	NO	NAME	TIME	POS	NO	NAME	IDEAL	BEST	DIFF
									PERFECT LAP	58.650		
1	33	JOHNSTONE	35.338	33	JOHNSTONE	23.312	1	33	JOHNSTONE	58.650	58.650	0.000
2	193	HARDIE	35.447	1	SEATH	23.585	2	1	SEATH	59.599	59.656	0.057
3	196	KIRSCH	35.896	3	BARRETT	23.794	3	193	HARDIE	59.832	1:00.002	0.170
4	1	SEATH	36.014	60	GOUGH	23.882	4	60	GOUGH	1:00.098	1:00.367	0.269
5	85	ROBINSON	36.194	74	SMART-WEEDEN	23.919	5	85	ROBINSON	1:00.160	1:00.160	0.000
6	60	GOUGH	36.216	85	ROBINSON	23.966	6	31	JONES	1:00.197	1:00.197	0.000
7	31	JONES	36.225	31	JONES	23.972	7	196	KIRSCH	1:00.224	1:00.229	0.005
8	74	SMART-WEEDEN	36.327	48	WELSH	23.986	8	74	SMART-WEEDEN	1:00.246	1:00.246	0.000
9	7	DUNN	36.573	7	DUNN	24.025	9	3	BARRETT	1:00.408	1:00.408	0.000
10	3	BARRETT	36.614	196	KIRSCH	24.328	10	7	DUNN	1:00.598	1:00.867	0.269
11	188	STANLEY	36.703	193	HARDIE	24.385	11	48	WELSH	1:01.138	1:01.189	0.051
12	48	WELSH	37.152	64	ELLIS	24.711	12	188	STANLEY	1:01.473	1:01.725	0.252
13	222	EPPS	37.366	188	STANLEY	24.770	13	47	CLARK	1:02.357	1:02.422	0.065
14	47	CLARK	37.434	70	BURSCOUGH	24.796	14	64	ELLIS	1:02.442	1:02.702	0.260
15	0	TOLAND	37.446	47	CLARK	24.923	15	0	TOLAND	1:02.460	1:02.460	0.000
16	64	ELLIS	37.731	0	TOLAND	25.014	16	70	BURSCOUGH	1:02.593	1:02.865	0.272
17	70	BURSCOUGH	37.797	68	HOWE	25.026	17	68	HOWE	1:03.120	1:03.120	0.000
18	68	HOWE	38.094	15	DAWE	25.051	18	222	EPPS	1:03.312	1:03.312	0.000
19	25	SMITH	38.645	25	SMITH	25.313	19	25	SMITH	1:03.958	1:03.973	0.015
20	119	O'MARA	38.652	97	TAIG	25.532	20	32	MURRAY	1:04.469	1:04.721	0.252
21	32	MURRAY	38.654	32	MURRAY	25.815	21	15	DAWE	1:04.527	1:04.527	0.000
22	15	DAWE	39.476	222	EPPS	25.946	22	119	O'MARA	1:04.728	1:05.478	0.750
23	97	TAIG	39.626	119	O'MARA	26.076	23	97	TAIG	1:05.158	1:05.188	0.030
24	24	GODZISZ	40.093	24	GODZISZ	26.689	24	24	GODZISZ	1:06.782	1:07.062	0.280
25	151	SMITH	40.702	151	SMITH	26.741	25	151	SMITH	1:07.443	1:07.642	0.199
26	351	DIGBY-BAKER	41.391	125	HIGERTY	27.053	26	351	DIGBY-BAKER	1:08.895	1:09.281	0.386
27	125	HIGERTY	41.955	351	DIGBY-BAKER	27.504	27	125	HIGERTY	1:09.008	1:09.057	0.049
28	8	ATKINSON	43.992	88	PRINOS	28.725	28	8	ATKINSON	1:12.937	1:12.937	0.000
29	88	PRINOS	44.293	8	ATKINSON	28.945	29	88	PRINOS	1:13.018	1:13.211	0.193
30	82	DAVALL	45.258	82	DAVALL	30.291	30	82	DAVALL	1:15.549	1:15.580	0.031
31							31	11	MACHARD		1:01.463	

BMCRC - MRO Championships 2022 - Rnd 1 @ Brands Hatch Indy

EDlasia Formula 400 & Blue Haze GP

QUALIFYING - STATISTICS

Competitors Started	31
Planned Start	2022-03-12 @ 09:34:00.000
Actual Start	2022-03-12 @ 09:33:04.978
Finish Time	2022-03-12 @ 09:44:57.795
Track Length	1.2079mi.
Total Laps	279
Total Distance Covered	337.0168mi.

Session Fastest Lap History

NO	CL	NAME	LAP TIME	TIME OF DAY	LAP	VEHICLE
33	S	Carl JOHNSTONE	1:03.111	09:34:38.903	1	Yamaha FZR400RR
33	S	Carl JOHNSTONE	1:00.613	09:35:39.515	2	Yamaha FZR400RR
85		James ROBINSON	1:00.420	09:39:55.417	6	Kawasaki ZXR400
1		James SEATH	1:00.284	09:39:56.029	6	Kawasaki ZXR400 L9
85		James ROBINSON	1:00.160	09:41:56.128	8	Kawasaki ZXR400
1		James SEATH	59.884	09:41:57.395	8	Kawasaki ZXR400 L9
33	S	Carl JOHNSTONE	58.650	09:43:48.641	9	Yamaha FZR400RR

Flag History

TYPE	TIME OF DAY
GREEN	09:33:04.978
FINISH	09:44:57.795

Flag Statistics

TYPE	COUNT	TOTAL LAPS	TOTAL TIME
Green	1	11	12:54.952
Red	0	0	0.000
Safety Car	0	0	0.000
FCY	0	0	0.000

BMCRC - MRO Championships 2022 - Rnd 1 @ Brands Hatch Indy

EDlasia Formula 400 & Blue Haze GP

QUALIFYING - STATISTICS

CLASS :

14 Starters

Fastest Lap History

NO	NAME	LAP TIME	TIME OF DAY	LAP	VEHICLE
48	Richie WELSH	1:07.320	09:34:42.466	1	Yamaha FZR 400 RRSP
1	James SEATH	1:06.830	09:34:44.179	1	Kawasaki ZXR400 L9
85	James ROBINSON	1:06.669	09:34:44.868	1	Kawasaki ZXR400
48	Richie WELSH	1:04.762	09:35:47.228	2	Yamaha FZR 400 RRSP
1	James SEATH	1:03.426	09:35:47.603	2	Kawasaki ZXR400 L9
85	James ROBINSON	1:02.959	09:35:47.825	2	Kawasaki ZXR400
85	James ROBINSON	1:01.997	09:36:49.823	3	Kawasaki ZXR400
85	James ROBINSON	1:01.993	09:37:51.816	4	Kawasaki ZXR400
1	James SEATH	1:01.320	09:38:55.746	5	Kawasaki ZXR400 L9
74	Finn SMART-WEEDEN	1:01.063	09:39:11.213	5	Kawasak NINJA 400 (JSS)
85	James ROBINSON	1:00.420	09:39:55.417	6	Kawasaki ZXR400
1	James SEATH	1:00.284	09:39:56.029	6	Kawasaki ZXR400 L9
85	James ROBINSON	1:00.160	09:41:56.128	8	Kawasaki ZXR400
1	James SEATH	59.884	09:41:57.395	8	Kawasaki ZXR400 L9
1	James SEATH	59.656	09:43:58.873	10	Kawasaki ZXR400 L9

BMCRC - MRO Championships 2022 - Rnd 1 @ Brands Hatch Indy

EDlasia Formula 400 & Blue Haze GP

QUALIFYING - STATISTICS

CLASS : S

7 Starters

Fastest Lap History

NO	NAME	LAP TIME	TIME OF DAY	LAP	VEHICLE
33	Carl JOHNSTONE	1:03.111	09:34:38.903	1	Yamaha FZR400RR
33	Carl JOHNSTONE	1:00.613	09:35:39.515	2	Yamaha FZR400RR
33	Carl JOHNSTONE	58.650	09:43:48.641	9	Yamaha FZR400RR

BMCRC - MRO Championships 2022 - Rnd 1 @ Brands Hatch Indy

EDlasia Formula 400 & Blue Haze GP

QUALIFYING - STATISTICS

CLASS : S/R

1 Starters

Fastest Lap History

NO	NAME	LAP TIME	TIME OF DAY	LAP	VEHICLE
25	Haydon SMITH	1:15.479	09:35:07.611	1	Kawasaki ZXR400
25	Haydon SMITH	1:10.419	09:36:18.030	2	Kawasaki ZXR400
25	Haydon SMITH	1:07.464	09:37:25.494	3	Kawasaki ZXR400
25	Haydon SMITH	1:06.647	09:38:32.140	4	Kawasaki ZXR400
25	Haydon SMITH	1:05.191	09:39:37.332	5	Kawasaki ZXR400
25	Haydon SMITH	1:04.851	09:40:42.183	6	Kawasaki ZXR400
25	Haydon SMITH	1:04.461	09:41:46.632	7	Kawasaki ZXR400
25	Haydon SMITH	1:03.973	09:43:56.717	9	Kawasaki ZXR400

BMCRC - MRO Championships 2022 - Rnd 1 @ Brands Hatch Indy

EDlasia Formula 400 & Blue Haze GP

QUALIFYING - STATISTICS

CLASS : GP

9 Starters

Fastest Lap History

NO	NAME	LAP TIME	TIME OF DAY	LAP	VEHICLE
7	Bruce DUNN	1:07.668	09:34:57.465	1	Yamaha TZ250
7	Bruce DUNN	1:03.630	09:36:01.094	2	Yamaha TZ250
7	Bruce DUNN	1:01.058	09:37:02.153	3	Yamaha TZ250
7	Bruce DUNN	1:00.956	09:42:10.255	8	Yamaha TZ250
60	Daniel GOUGH	1:00.590	09:43:33.020	9	Yamaha TZ 250
60	Daniel GOUGH	1:00.367	09:44:33.387	10	Yamaha TZ 250

BMCRC - MRO Championships 2022 - Rnd 1 @ Brands Hatch Indy

EDlasia Formula 400 & Blue Haze GP

RACE 3 - GRID (10 Laps)



ROW 11	33		32	53 Mark WHITING	31	82 Mark DAVALL	1:15.580
ROW 10	30	88 George PRINOS	29	8 Phil ATKINSON	28	351 Sam DIGBY-BAKER	1:13.211 1:12.937 1:09.281
ROW 9	27	125 Steve HIGERTY	26	151 Nick SMITH	25	24 Harley GODZISZ	1:09.057 1:07.642 1:07.062
ROW 8	24	119 James O'MARA	23	97 Nicholas TAIG	22	32 Conor MURRAY	1:05.478 1:05.188 1:04.721
ROW 7	21	15 Julian DAWE	20	25 Haydon SMITH	19	222 Matthew EPPS	1:04.527 1:03.973 1:03.312
ROW 6	18	68 Andrew Finlay HOWE	17	70 Andrew BURSCOUGH	16	64 Phil ELLIS	1:03.120 1:02.865 1:02.702
ROW 5	15	0 Paul TOLAND	14	47 Allan CLARK	13	188 Michael STANLEY	1:02.460 1:02.422 1:01.725
ROW 4	12	11 Gael MACHARD	11	48 Richie WELSH	10	7 Bruce DUNN	1:01.463 1:01.189 1:00.867
ROW 3	9	3 Tom BARRETT	8	60 Daniel GOUGH	7	74 Finn SMART-WEEDEN	1:00.408 1:00.367 1:00.246
ROW 2	6	196 Jack KIRSCH	5	31 Lewis JONES	4	85 James ROBINSON	1:00.229 1:00.197 1:00.160
ROW 1	3	193 Mikey HARDIE	2	1 James SEATH	1	33 Carl JOHNSTONE	1:00.002 59.656 58.650

Pole

Brands Hatch Indy: 1.2079 miles

These results are provisional until the conclusion of any judicial and technical matters.

Clerk Of Course :	Stewards :	Timekeeper : Craig Smith
-------------------	------------	--------------------------

Results can be found at www.tsl-timing.com

Printed - 09:47 Saturday, 12 March 2022



BMCRC - MRO Championships 2022 - Rnd 1 @ Brands Hatch Indy

EDlasia Formula 400 & Blue Haze GP

RACE 3 - CLASSIFICATION



POS	NO	CL	PIC NAME	ENTRY	LAPS	TIME	GAP	DIFF	MPH	BEST	ON
1	7	GP	1 Bruce DUNN	Yamaha TZ250 - Bilstein UK	10	9:08.819			79.23	52.919	6
2	74		1 Finn SMART-WEEDEN	Kawasak NINJA 400 (JSS) - Mum and Dad	10	9:11.325	2.506	2.506	78.87	53.546	8
3	193		2 Mikey HARDIE	Kawasaki NINJA 400 (JSS) - 113 Events / Affinity ac	10	9:13.896	5.077	2.571	78.50	53.664	8
4	31		3 Lewis JONES	Kawasaki NINJA 400 (JSS) -	10	9:16.159	7.340	2.263	78.18	54.213	6
5	48		4 Richie WELSH	Yamaha FZR 400 RRSP - EDEN'S BABY EXPERIE	10	9:20.298	11.479	4.139	77.61	53.981	6
6	196		5 Jack KIRSCH	Kawasaki NINJA 400 (JSS) - Dad	10	9:26.647	17.828	6.349	76.74	55.207	9
7	85		6 James ROBINSON	Kawasaki ZXR400 - claire palastanga ceramics	10	9:28.324	19.505	1.677	76.51	55.349	8
8	33	S	1 Carl JOHNSTONE	Yamaha FZR400RR - EDlasia	10	9:30.088	21.269	1.764	76.27	55.104	6
9	64	GP	2 Phil ELLIS	Yamaha TZ250B -	10	9:33.869	25.050	3.781	75.77	55.287	10
10	11	GP	3 Gael MACHARD	Yamaha 250 TZ 4DP -	10	9:36.770	27.951	2.901	75.39	55.838	9
11	0	GP	4 Paul TOLAND	Yamaha TZ 250 4TW - Kippers keys	10	9:37.007	28.188	0.237	75.36	56.064	9
12	188	S	2 Michael STANLEY	Yamaha TZR250 -	10	9:38.442	29.623	1.435	75.17	55.763	9
13	47		7 Allan CLARK	Kawasaki ZXR400 - A Clark & Sons Builders	10	9:40.051	31.232	1.609	74.96	55.890	10
14	3	GP	5 Tom BARRETT	Honda RS250 - The Two Stroke Workshop	10	9:40.227	31.408	0.176	74.94	55.619	10
15	222	S	3 Matthew EPPS	Kawasaki ZXR400 - M.E Vehicle Repairs	10	9:42.419	33.600	2.192	74.66	56.862	4
16	70	S	4 Andrew BURSCOUGH	Yamaha YPVS 350 - Apollo/Merlin/Abbey/Martitaniur	10	9:43.339	34.520	0.920	74.54	56.695	5
17	68		8 Andrew Finlay HOWE	Kawasaki ZXR400L - Finlay Howe Ltd	10	9:44.297	35.478	0.958	74.42	56.806	8
18	25	S/R	1 Haydon SMITH	Kawasaki ZXR400 - HI-Precision Engineering Ltd	10	9:49.424	40.605	5.127	73.77	57.454	10
19	60	GP	6 Daniel GOUGH	Yamaha TZ 250 - G Force Motorcycles	10	9:49.709	40.890	0.285	73.74	57.406	9
20	88	GP	7 George PRINOS	Yamaha TZ250 - KAPPA PLANNING LTD	10	9:56.702	47.883	6.993	72.87	57.273	10
21	351	S	5 Sam DIGBY-BAKER	Kawasaki ZXR400 -	10	9:56.851	48.032	0.149	72.85	58.037	10
22	125	S	6 Steve HIGERTY	Yamaha TZR250 - Yellow House/Cambridge MC's	10	9:57.470	48.651	0.619	72.78	58.081	8
23	119		9 James O'MARA	Kawasaki NINJA 300 - BRP Machining Ltd	10	10:03.173	54.354	5.703	72.09	58.669	10
24	32		10 Conor MURRAY	Kawasaki NINJA 300 -	10	10:03.668	54.849	0.495	72.03	58.570	10
25	151	S	7 Nick SMITH	Kawasaki KR-1S - Hi-Precision Engineering Ltd	9	9:16.394	1 Lap	1 Lap	70.34	1:00.184	4
26	24	S	8 Harley GODZISZ	Honda NC30 - Kamper Security	9	9:22.100	1 Lap	5.706	69.62	1:00.816	5
27	97	S	9 Nicholas TAIG	Honda VFR400 NC30 - RST, Bell Helmets UK	9	9:22.177	1 Lap	0.077	69.61	1:00.752	9
28	15	S	10 Julian DAWE	Honda RVF400 - EM Acoustics	9	9:41.243	1 Lap	19.066	67.33	1:01.778	9
29	82	GP	8 Mark DAVALL	Yamaha TZ 250 J -	8	9:40.696	2 Laps	1 Lap	59.90	1:09.018	8

NOT CLASSIFIED

DNF	8	GP	Phil ATKINSON	Yamaha TZ350 - ROSE MOT	9	8:20.372	1 Lap	0.000	78.21	53.305	6
DNF	1		James SEATH	Kawasaki ZXR400 L9 - Ovenden Earthmoving	6	5:45.539	4 Laps	3 Laps	75.50	55.897	5

FASTEST LAP

7	GP	Bruce DUNN	Yamaha TZ250 - Bilstein UK	6	52.919	82.17 mph	132.24 kph
74		Finn SMART-WEEDEN	Kawasak NINJA 400 (JSS) - Mum and Dad	8	53.546	81.21 mph	130.69 kph
33	S	Carl JOHNSTONE	Yamaha FZR400RR - EDlasia	6	55.104	78.91 mph	127.00 kph
25	S/R	Haydon SMITH	Kawasaki ZXR400 - HI-Precision Engineering Ltd	10	57.454	75.68 mph	121.80 kph

Class GP - 92.5% of Race Speed = 73.28 mph

Class - 92.5% of Race Speed = 72.95 mph

Class S - 92.5% of Race Speed = 70.54 mph

Class S/R - 92.5% of Race Speed = 68.23 mph

Weather / Track : Cloudy / Dry

These results are provisional until the conclusion of any judicial and technical matters.

Race Distance: 10 Laps / 12.07 miles

Brands Hatch Indy: 1.2079 miles

Date: 12/03/2022 Start: 12:39 Finish: 12:48

Clerk Of Course :	Stewards :	Timekeeper : Craig Smith
-------------------	------------	--------------------------

Results can be found at www.tsl-timing.com

Printed - 12:52 Saturday, 12 March 2022



BMCRC - MRO Championships 2022 - Rnd 1 @ Brands Hatch Indy

EDlasia Formula 400 & Blue Haze GP

RACE 3 - LAP CHART

LAP 1 @ 12:40:32.942			LAP 3 @ 12:42:23.319			LAP 5 @ 12:44:11.859			LAP 7 @ 12:45:59.979			LAP 9 @ 12:47:46.629		
NO	BEHIND	LAP TIME	NO	BEHIND	LAP TIME	NO	BEHIND	LAP TIME	NO	BEHIND	LAP TIME	NO	BEHIND	LAP TIME
1		1:01.898	74		54.645	74		54.211	7		53.311	7		53.208
74	0.381	1:02.279	31	0.090	54.288	31	0.627	54.603	74	1.137	55.338	151	1 Lap	1:00.701
31	0.523	1:02.421	193	0.651	54.495	193	0.843	54.103	193	1.409	54.634	74	2.019	53.986
193	0.553	1:02.451	7	2.504	54.481	7	1.890	53.825	8	2.853	53.451	193	3.296	54.873
85	1.533	1:03.431	48	3.441	55.301	8	4.217	54.042	31	2.451	55.731	8	4.787	54.721
7	1.695	1:03.593	1	3.670	56.688	48	4.373	54.858	8	2.853	53.451	31	5.350	54.485
196	2.550	1:04.448	85	4.263	56.180	1	7.360	55.897	15	1 Lap	1:03.677	24	1 Lap	1:00.930
48	2.840	1:04.738	8	4.694	54.725	85	7.958	55.994	48	5.216	54.982	97	1 Lap	1:01.136
222	2.878	1:04.776	196	5.132	56.646	196	8.302	55.831	196	11.668	55.582	48	8.977	55.499
11	2.997	1:04.895	0	7.041	57.475	33	12.298	55.796	85	12.171	55.717	196	15.607	55.207
0	3.342	1:05.240	222	7.936	57.858	0	13.157	57.484	33	14.914	55.632	82	2 Laps	1:09.386
188	3.631	1:05.529	11	8.107	58.146	11	13.599	57.436	64	18.301	55.807	85	16.430	55.560
64	3.721	1:05.619	64	8.570	57.316	64	14.006	57.449	11	19.054	56.962	33	18.974	55.370
33	3.827	1:05.725	188	8.832	57.735	222	14.314	58.056	0	19.234	57.480	64	22.997	55.417
8	4.087	1:05.985	33	9.351	56.437	3	15.063	57.050	188	21.231	57.305	15	1 Lap	1:03.208
70	4.148	1:06.046	3	10.219	57.736	188	15.221	57.587	222	21.329	58.004	0	24.735	56.064
3	4.912	1:06.810	70	10.391	58.075	70	15.511	56.695	70	21.725	57.218	11	24.845	55.838
47	5.741	1:07.639	47	11.071	57.712	47	16.553	56.793	47	21.842	57.035	188	26.517	55.763
25	6.014	1:07.912	68	11.482	57.985	68	16.983	57.024	3	22.832	56.949	47	28.576	56.093
68	6.229	1:08.127	25	12.314	57.756	82	1 Lap	1:11.941	68	22.938	56.966	3	29.023	56.559
60	6.391	1:08.289	60	12.488	57.751	25	19.707	57.879	25	27.515	58.199	222	29.616	57.577
351	7.026	1:08.924	351	15.046	58.802	60	19.846	57.891	60	28.080	58.383	70	30.253	57.798
125	7.463	1:09.361	125	15.430	58.600	351	23.726	58.437	351	33.211	58.730	68	30.392	57.298
119	7.851	1:09.749	119	17.298	59.700	125	24.215	58.465	70	33.211	58.730	25	36.385	57.597
32	8.325	1:10.223	32	17.346	59.587	88	26.488	58.008	125	33.825	58.949	60	36.549	57.406
151	8.600	1:10.498	88	19.045	59.309	119	28.052	59.123	88	35.108	58.137	351	43.229	58.391
24	10.159	1:12.057	151	19.645	1:00.909	32	28.216	59.150	119	38.035	58.817	125	43.797	58.541
15	10.382	1:12.280	24	22.625	1:01.406	151	32.489	1:01.200	32	38.116	58.667	88	43.844	57.580
88	10.562	1:12.460	97	22.967	1:01.410	24	36.481	1:00.816	151	46.010	1:00.675	119	48.919	58.759
97	10.584	1:12.482	15	28.789	1:04.472	97	36.737	1:00.895	24	51.174	1:01.860	32	49.513	58.827
82	19.500	1:21.398	82	53.706	1:12.849	15	48.653	1:03.769	97	51.354	1:01.678			
									82	1 Lap	1:11.322			
LAP 2 @ 12:41:28.674			LAP 4 @ 12:43:17.648			LAP 6 @ 12:45:05.778			LAP 8 @ 12:46:53.421			LAP 10 @ 12:48:39.863		
NO	BEHIND	LAP TIME	NO	BEHIND	LAP TIME	NO	BEHIND	LAP TIME	NO	BEHIND	LAP TIME	NO	BEHIND	LAP TIME
74		55.351	74		54.329	74		53.919	7		53.442	7		53.234
31	0.447	55.656	31	0.235	54.474	7	0.890	52.919	74	1.241	53.546	74	2.506	53.721
193	0.801	55.980	193	0.951	54.629	31	0.921	54.213	193	1.631	53.664	193	5.077	55.015
1	1.627	57.359	7	2.276	54.101	193	0.976	54.052	8	3.274	53.863	31	7.340	55.224
7	2.668	56.705	48	3.726	54.614	8	3.603	53.305	8	4.073	55.064	151	1 Lap	1:00.748
85	2.728	56.927	8	4.386	54.021	48	4.435	53.981	31	4.073	55.064	48	11.479	55.736
48	2.785	55.677	1	5.674	56.333	8	4.435	53.981	48	6.686	54.912	24	1 Lap	1:01.061
196	3.131	56.313	85	6.175	56.241	48	4.435	53.981	196	13.608	55.382	97	1 Lap	1:00.752
0	4.211	56.601	196	6.682	55.879	196	10.287	55.904	48	6.686	54.912	196	17.828	55.455
11	4.606	57.341	0	9.884	57.172	85	10.655	56.616	196	13.608	55.382	85	19.505	56.309
8	4.614	56.259	11	10.374	56.596	1	10.805	57.364	15	1 Lap	1:03.112	33	21.269	55.529
222	4.723	57.577	222	10.469	56.862	33	13.483	55.104	85	14.078	55.349	64	25.050	55.287
188	5.742	57.843	33	10.713	55.691	0	15.955	56.717	33	16.812	55.340	11	27.951	56.340
64	5.899	57.910	64	10.768	56.527	11	16.293	56.613	64	20.788	55.929	0	28.188	56.687
70	6.961	58.545	188	11.845	57.342	64	16.695	56.608	0	21.879	56.087	188	29.623	56.340
3	7.128	57.948	3	12.224	56.334	222	17.526	57.131	11	22.215	56.603	47	31.232	55.890
33	7.559	59.464	70	13.027	56.965	188	18.127	56.825	188	23.962	56.173	3	31.408	55.619
47	8.004	57.995	47	13.971	57.229	70	18.708	57.116	222	25.247	57.360	82	2 Laps	1:09.018
68	8.142	57.645	68	14.170	57.017	47	19.008	56.374	70	25.663	57.380	15	1 Lap	1:01.778
25	9.203	58.921	25	16.039	58.054	3	20.084	58.940	3	25.672	56.282	222	33.600	57.218
60	9.382	58.723	60	16.166	58.007	68	20.173	57.109	47	25.691	57.291	70	34.520	57.501
351	10.889	59.595	351	19.500	58.783	25	23.517	57.729	68	26.302	56.806	68	35.478	58.320
125	11.475	59.744	125	19.961	58.860	60	23.898	57.971	25	31.996	57.923	25	40.605	57.454
119	12.243	1:00.124	88	22.691	57.975	351	28.682	58.875	60	32.351	57.713	60	40.890	57.575
32	12.404	59.811	119	23.140	1:00.171	125	29.077	58.781	351	38.046	58.277	88	47.883	57.273
151	13.381	1:00.513	32	23.277	1:00.260	88	31.172	58.603	125	38.464	58.081	351	48.032	58.037
88	14.381	59.551												
24	15.864	1:01.437												
97	16.202	1:01.350												

Weather / Track : Cloudy / Dry

Brands Hatch Indy: 1.2079 miles
Date: 12/03/2022 Start: 12:39 Finish: 12:48

BMCRC - MRO Championships 2022 - Rnd 1 @ Brands Hatch Indy

EDlasia Formula 400 & Blue Haze GP

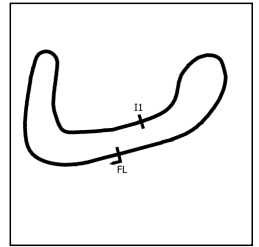
RACE 3 - LAP CHART

125	48.651	58.088
119	54.354	58.669
32	54.849	58.570

BMCRC - MRO Championships 2022 - Rnd 1 @ Brands Hatch Indy

EDlasia Formula 400 & Blue Haze GP

RACE 3 - SECTOR ANALYSIS



SECTOR 1 = FL to I1, SECTOR 2 = I1 to FL, DIFF = Difference To Personal Best Lap, P = Crossed Finish Line in Pit Lane, D = Time Disallowed

P1		7 GP		Bruce DUNN		Yamaha TZ250 - Bilstein UK	
IDEAL LAP TIME : 52.919		BEST LAP TIME : 52.919		DIFFERENCE : 0.000			
LAP	SECTOR 1	SECTOR 2	LAP TIME	MPH	DIFF	TIME OF DAY	
1 -		22.932	1:03.593	68.38	10.674	12:40:34.637	
2 -	34.198	22.507	56.705	76.68	3.786	12:41:31.342	
3 -	32.901	21.580	54.481	79.81	1.562	12:42:25.823	
4 -	32.708	21.393	54.101	80.37	1.182	12:43:19.924	
5 -	32.475	21.350	53.825	80.79	0.906	12:44:13.749	
6 -	31.898	21.021	52.919 (1)	82.17		12:45:06.668	
7 -	31.909	21.402	53.311	81.57	0.392	12:45:59.979	
8 -	32.107	21.335	53.442	81.37	0.523	12:46:53.421	
9 -	32.021	21.187	53.208 (2)	81.72	0.289	12:47:46.629	
10 -	31.969	21.265	53.234 (3)	81.68	0.315	12:48:39.863	

P2		74		Finn SMART-WEEDEN		Kawasak NINJA 400 (JSS) - Mum and Dad	
IDEAL LAP TIME : 53.546		BEST LAP TIME : 53.546		DIFFERENCE : 0.000			
LAP	SECTOR 1	SECTOR 2	LAP TIME	MPH	DIFF	TIME OF DAY	
1 -		22.635	1:02.279	69.82	8.733	12:40:33.323	
2 -	33.341	22.010	55.351	78.56	1.805	12:41:28.674	
3 -	32.643	22.002	54.645	79.57	1.099	12:42:23.319	
4 -	32.564	21.765	54.329	80.04	0.783	12:43:17.648	
5 -	32.477	21.734	54.211	80.21	0.665	12:44:11.859	
6 -	32.222	21.697	53.919 (3)	80.65	0.373	12:45:05.778	
7 -	32.950	22.388	55.338	78.58	1.792	12:46:01.116	
8 -	31.998	21.548	53.546 (1)	81.21		12:46:54.662	
9 -	32.366	21.620	53.986	80.55	0.440	12:47:48.648	
10 -	32.113	21.608	53.721 (2)	80.94	0.175	12:48:42.369	

P3		193		Mikey HARDIE		Kawasaki NINJA 400 (JSS) - 113 Events / Affinity academy	
IDEAL LAP TIME : 53.664		BEST LAP TIME : 53.664		DIFFERENCE : 0.000			
LAP	SECTOR 1	SECTOR 2	LAP TIME	MPH	DIFF	TIME OF DAY	
1 -		22.793	1:02.451	69.63	8.787	12:40:33.495	
2 -	33.742	22.238	55.980	77.68	2.316	12:41:29.475	
3 -	32.551	21.944	54.495	79.79	0.831	12:42:23.970	
4 -	32.538	22.091	54.629	79.60	0.965	12:43:18.599	
5 -	32.522	21.581	54.103 (3)	80.37	0.439	12:44:12.702	
6 -	32.314	21.738	54.052 (2)	80.45	0.388	12:45:06.754	
7 -	32.581	22.053	54.634	79.59	0.970	12:46:01.388	
8 -	32.102	21.562	53.664 (1)	81.03		12:46:55.052	
9 -	32.917	21.956	54.873	79.24	1.209	12:47:49.925	
10 -	33.045	21.970	55.015	79.04	1.351	12:48:44.940	

P4		31		Lewis JONES		Kawasaki NINJA 400 (JSS) -	
IDEAL LAP TIME : 54.048		BEST LAP TIME : 54.213		DIFFERENCE : 0.165			
LAP	SECTOR 1	SECTOR 2	LAP TIME	MPH	DIFF	TIME OF DAY	
1 -		22.506	1:02.421	69.66	8.208	12:40:33.465	
2 -	33.693	21.963	55.656	78.13	1.443	12:41:29.121	
3 -	32.651	21.637	54.288 (2)	80.10	0.075	12:42:23.409	
4 -	32.816	21.658	54.474 (3)	79.82	0.261	12:43:17.883	
5 -	32.931	21.672	54.603	79.64	0.390	12:44:12.486	
6 -	32.755	21.458	54.213 (1)	80.21		12:45:06.699	
7 -	33.020	22.711	55.731	78.02	1.518	12:46:02.430	
8 -	33.495	21.569	55.064	78.97	0.851	12:46:57.494	
9 -	32.590	21.895	54.485	79.81	0.272	12:47:51.979	
10 -	32.927	22.297	55.224	78.74	1.011	12:48:47.203	

BMCRC - MRO Championships 2022 - Rnd 1 @ Brands Hatch Indy

EDlasia Formula 400 & Blue Haze GP

RACE 3 - SECTOR ANALYSIS



SECTOR 1 = FL to I1, SECTOR 2 = I1 to FL, DIFF = Difference To Personal Best Lap, P = Crossed Finish Line in Pit Lane, D = Time Disallowed

P5 48		Richie WELSH		Yamaha FZR 400 RRSP - EDEN'S BABY EXPERIENCES/ PETI			
IDEAL LAP TIME : 53.981		BEST LAP TIME : 53.981		DIFFERENCE : 0.000			
LAP	SECTOR 1	SECTOR 2	LAP TIME	MPH	DIFF	TIME OF DAY	
1 -		23.712	1:04.738	67.17	10.757	12:40:35.782	
2 -	33.333	22.344	55.677	78.10	1.696	12:41:31.459	
3 -	33.431	21.870	55.301	78.63	1.320	12:42:26.760	
4 -	32.598	22.016	54.614 (2)	79.62	0.633	12:43:21.374	
5 -	32.866	21.992	54.858 (3)	79.27	0.877	12:44:16.232	
6 -	32.321	21.660	53.981 (1)	80.55		12:45:10.213	
7 -	32.842	22.140	54.982	79.09	1.001	12:46:05.195	
8 -	33.017	21.895	54.912	79.19	0.931	12:47:00.107	
9 -	33.641	21.858	55.499	78.35	1.518	12:47:55.606	
10 -	33.214	22.522	55.736	78.02	1.755	12:48:51.342	

P6 196		Jack KIRSCH		Kawasaki NINJA 400 (JSS) - Dad			
IDEAL LAP TIME : 55.207		BEST LAP TIME : 55.207		DIFFERENCE : 0.000			
LAP	SECTOR 1	SECTOR 2	LAP TIME	MPH	DIFF	TIME OF DAY	
1 -		23.629	1:04.448	67.47	9.241	12:40:35.492	
2 -	33.480	22.833	56.313	77.22	1.106	12:41:31.805	
3 -	33.679	22.967	56.646	76.76	1.439	12:42:28.451	
4 -	33.339	22.540	55.879	77.82	0.672	12:43:24.330	
5 -	33.404	22.427	55.831	77.88	0.624	12:44:20.161	
6 -	33.442	22.462	55.904	77.78	0.697	12:45:16.065	
7 -	33.108	22.474	55.582	78.23	0.375	12:46:11.647	
8 -	33.209	22.173	55.382 (2)	78.52	0.175	12:47:07.029	
9 -	33.054	22.153	55.207 (1)	78.76		12:48:02.236	
10 -	33.288	22.167	55.455 (3)	78.41	0.248	12:48:57.691	

P7 85		James ROBINSON		Kawasaki ZXR400 - claire palastanga ceramics			
IDEAL LAP TIME : 55.349		BEST LAP TIME : 55.349		DIFFERENCE : 0.000			
LAP	SECTOR 1	SECTOR 2	LAP TIME	MPH	DIFF	TIME OF DAY	
1 -		23.178	1:03.431	68.55	8.082	12:40:34.475	
2 -	34.216	22.711	56.927	76.38	1.578	12:41:31.402	
3 -	33.676	22.504	56.180	77.40	0.831	12:42:27.582	
4 -	33.888	22.353	56.241	77.32	0.892	12:43:23.823	
5 -	33.700	22.294	55.994	77.66	0.645	12:44:19.817	
6 -	34.067	22.549	56.616	76.80	1.267	12:45:16.433	
7 -	33.282	22.435	55.717 (3)	78.04	0.368	12:46:12.150	
8 -	33.131	22.218	55.349 (1)	78.56		12:47:07.499	
9 -	33.143	22.417	55.560 (2)	78.26	0.211	12:48:03.059	
10 -	33.596	22.713	56.309	77.22	0.960	12:48:59.368	

P8 33 S		Carl JOHNSTONE		Yamaha FZR400RR - EDlasia			
IDEAL LAP TIME : 55.010		BEST LAP TIME : 55.104		DIFFERENCE : 0.094			
LAP	SECTOR 1	SECTOR 2	LAP TIME	MPH	DIFF	TIME OF DAY	
1 -		24.945	1:05.725	66.16	10.621	12:40:36.769	
2 -	35.674	23.790	59.464	73.13	4.360	12:41:36.233	
3 -	34.327	22.110	56.437	77.05	1.333	12:42:32.670	
4 -	33.251	22.440	55.691	78.08	0.587	12:43:28.361	
5 -	32.900	22.896	55.796	77.93	0.692	12:44:24.157	
6 -	32.974	22.130	55.104 (1)	78.91		12:45:19.261	
7 -	33.292	22.340	55.632	78.16	0.528	12:46:14.893	
8 -	33.172	22.168	55.340 (2)	78.57	0.236	12:47:10.233	
9 -	33.179	22.191	55.370 (3)	78.53	0.266	12:48:05.603	
10 -	33.363	22.166	55.529	78.31	0.425	12:49:01.132	

BMCRC - MRO Championships 2022 - Rnd 1 @ Brands Hatch Indy

EDlasia Formula 400 & Blue Haze GP

RACE 3 - SECTOR ANALYSIS



SECTOR 1 = FL to I1, SECTOR 2 = I1 to FL, DIFF = Difference To Personal Best Lap, P = Crossed Finish Line in Pit Lane, D = Time Disallowed

P9 64 GP		Phil ELLIS		Yamaha TZ250B -		
IDEAL LAP TIME : 55.172		BEST LAP TIME : 55.287		DIFFERENCE : 0.115		
LAP	SECTOR 1	SECTOR 2	LAP TIME	MPH	DIFF	TIME OF DAY
1 -		23.208	1:05.619	66.27	10.332	12:40:36.663
2 -	35.546	22.364	57.910	75.09	2.623	12:41:34.573
3 -	34.622	22.694	57.316	75.87	2.029	12:42:31.889
4 -	34.333	22.194	56.527	76.92	1.240	12:43:28.416
5 -	34.626	22.823	57.449	75.69	2.162	12:44:25.865
6 -	34.617	21.991	56.608	76.81	1.321	12:45:22.473
7 -	34.104	21.703	55.807 (3)	77.92	0.520	12:46:18.280
8 -	34.025	21.904	55.929	77.75	0.642	12:47:14.209
9 -	33.624	21.793	55.417 (2)	78.47	0.130	12:48:09.626
10 -	33.469	21.818	55.287 (1)	78.65		12:49:04.913

P10 11 GP		Gael MACHARD		Yamaha 250 TZ 4DP -		
IDEAL LAP TIME : 55.676		BEST LAP TIME : 55.838		DIFFERENCE : 0.162		
LAP	SECTOR 1	SECTOR 2	LAP TIME	MPH	DIFF	TIME OF DAY
1 -		23.322	1:04.895	67.00	9.057	12:40:35.939
2 -	34.932	22.409	57.341	75.83	1.503	12:41:33.280
3 -	35.436	22.710	58.146	74.78	2.308	12:42:31.426
4 -	34.235	22.361	56.596 (3)	76.83	0.758	12:43:28.022
5 -	34.713	22.723	57.436	75.71	1.598	12:44:25.458
6 -	34.453	22.160	56.613	76.81	0.775	12:45:22.071
7 -	34.646	22.316	56.962	76.34	1.124	12:46:19.033
8 -	34.388	22.215	56.603	76.82	0.765	12:47:15.636
9 -	34.065	21.773	55.838 (1)	77.87		12:48:11.474
10 -	33.903	22.437	56.340 (2)	77.18	0.502	12:49:07.814

P11 0 GP		Paul TOLAND		Yamaha TZ 250 4TW - Kippers keys		
IDEAL LAP TIME : 55.827		BEST LAP TIME : 56.064		DIFFERENCE : 0.237		
LAP	SECTOR 1	SECTOR 2	LAP TIME	MPH	DIFF	TIME OF DAY
1 -		23.242	1:05.240	66.65	9.176	12:40:36.284
2 -	34.176	22.425	56.601 (3)	76.82	0.537	12:41:32.885
3 -	34.891	22.584	57.475	75.66	1.411	12:42:30.360
4 -	34.629	22.543	57.172	76.06	1.108	12:43:27.532
5 -	34.770	22.714	57.484	75.64	1.420	12:44:25.016
6 -	34.142	22.575	56.717	76.67	0.653	12:45:21.733
7 -	34.890	22.590	57.480	75.65	1.416	12:46:19.213
8 -	34.119	21.968	56.087 (2)	77.53	0.023	12:47:15.300
9 -	33.859	22.205	56.064 (1)	77.56		12:48:11.364
10 -	34.456	22.231	56.687	76.71	0.623	12:49:08.051

P12 188 S		Michael STANLEY		Yamaha TZR250 -		
IDEAL LAP TIME : 55.763		BEST LAP TIME : 55.763		DIFFERENCE : 0.000		
LAP	SECTOR 1	SECTOR 2	LAP TIME	MPH	DIFF	TIME OF DAY
1 -		23.980	1:05.529	66.36	9.766	12:40:36.573
2 -	34.517	23.326	57.843	75.17	2.080	12:41:34.416
3 -	34.481	23.254	57.735	75.32	1.972	12:42:32.151
4 -	34.671	22.671	57.342	75.83	1.579	12:43:29.493
5 -	34.059	23.528	57.587	75.51	1.824	12:44:27.080
6 -	33.985	22.840	56.825	76.52	1.062	12:45:23.905
7 -	34.123	23.182	57.305	75.88	1.542	12:46:21.210
8 -	33.592	22.581	56.173 (2)	77.41	0.410	12:47:17.383
9 -	33.272	22.491	55.763 (1)	77.98		12:48:13.146
10 -	33.330	23.010	56.340 (3)	77.18	0.577	12:49:09.486

BMCRC - MRO Championships 2022 - Rnd 1 @ Brands Hatch Indy

EDlasia Formula 400 & Blue Haze GP

RACE 3 - SECTOR ANALYSIS



SECTOR 1 = FL to I1, SECTOR 2 = I1 to FL, DIFF = Difference To Personal Best Lap, P = Crossed Finish Line in Pit Lane, D = Time Disallowed

P13 47 Allan CLARK		Kawasaki ZXR400 - A Clark & Sons Builders				
IDEAL LAP TIME : 55.799		BEST LAP TIME : 55.890		DIFFERENCE : 0.091		
LAP	SECTOR 1	SECTOR 2	LAP TIME	MPH	DIFF	TIME OF DAY
1 -		24.024	1:07.639	64.29	11.749	12:40:38.683
2 -	34.979	23.016	57.995	74.98	2.105	12:41:36.678
3 -	34.555	23.157	57.712	75.35	1.822	12:42:34.390
4 -	34.205	23.024	57.229	75.98	1.339	12:43:31.619
5 -	34.041	22.752	56.793	76.56	0.903	12:44:28.412
6 -	34.021	22.353	56.374 (3)	77.13	0.484	12:45:24.786
7 -	34.467	22.568	57.035	76.24	1.145	12:46:21.821
8 -	34.440	22.851	57.291	75.90	1.401	12:47:19.112
9 -	33.952	22.141	56.093 (2)	77.52	0.203	12:48:15.205
10 -	33.658	22.232	55.890 (1)	77.80		12:49:11.095

P14 3 GP Tom BARRETT		Honda RS250 - The Two Stroke Workshop				
IDEAL LAP TIME : 55.461		BEST LAP TIME : 55.619		DIFFERENCE : 0.158		
LAP	SECTOR 1	SECTOR 2	LAP TIME	MPH	DIFF	TIME OF DAY
1 -		24.301	1:06.810	65.08	11.191	12:40:37.854
2 -	34.923	23.025	57.948	75.04	2.329	12:41:35.802
3 -	35.245	22.491	57.736	75.31	2.117	12:42:33.538
4 -	34.361	21.973	56.334 (3)	77.19	0.715	12:43:29.872
5 -	34.103	22.947	57.050	76.22	1.431	12:44:26.922
6 -	34.402	24.538	58.940	73.78	3.321	12:45:25.862
7 -	35.181	21.768	56.949	76.35	1.330	12:46:22.811
8 -	33.949	22.333	56.282 (2)	77.26	0.663	12:47:19.093
9 -	34.460	22.099	56.559	76.88	0.940	12:48:15.652
10 -	33.693	21.926	55.619 (1)	78.18		12:49:11.271

P15 222 S Matthew EPPS		Kawasaki ZXR400 - M.E Vehicle Repairs				
IDEAL LAP TIME : 56.708		BEST LAP TIME : 56.862		DIFFERENCE : 0.154		
LAP	SECTOR 1	SECTOR 2	LAP TIME	MPH	DIFF	TIME OF DAY
1 -		23.304	1:04.776	67.13	7.914	12:40:35.820
2 -	34.685	22.892	57.577	75.52	0.715	12:41:33.397
3 -	35.134	22.724	57.858	75.15	0.996	12:42:31.255
4 -	34.028	22.834	56.862 (1)	76.47		12:43:28.117
5 -	34.755	23.301	58.056	74.90	1.194	12:44:26.173
6 -	34.451	22.680	57.131 (2)	76.11	0.269	12:45:23.304
7 -	34.580	23.424	58.004	74.97	1.142	12:46:21.308
8 -	34.451	22.909	57.360	75.81	0.498	12:47:18.668
9 -	34.501	23.076	57.577	75.52	0.715	12:48:16.245
10 -	34.275	22.943	57.218 (3)	76.00	0.356	12:49:13.463

P16 70 S Andrew BURSCOUGH		Yamaha YPVS 350 - Apollo/Merlin/Abbey/Martitanium				
IDEAL LAP TIME : 56.659		BEST LAP TIME : 56.695		DIFFERENCE : 0.036		
LAP	SECTOR 1	SECTOR 2	LAP TIME	MPH	DIFF	TIME OF DAY
1 -		23.544	1:06.046	65.84	9.351	12:40:37.090
2 -	35.546	22.999	58.545	74.27	1.850	12:41:35.635
3 -	35.204	22.871	58.075	74.87	1.380	12:42:33.710
4 -	34.411	22.554	56.965 (2)	76.33	0.270	12:43:30.675
5 -	34.134	22.561	56.695 (1)	76.70		12:44:27.370
6 -	34.591	22.525	57.116 (3)	76.13	0.421	12:45:24.486
7 -	34.482	22.736	57.218	76.00	0.523	12:46:21.704
8 -	34.426	22.954	57.380	75.78	0.685	12:47:19.084
9 -	34.990	22.808	57.798	75.23	1.103	12:48:16.882
10 -	34.617	22.884	57.501	75.62	0.806	12:49:14.383

BMCRC - MRO Championships 2022 - Rnd 1 @ Brands Hatch Indy

EDlasia Formula 400 & Blue Haze GP

RACE 3 - SECTOR ANALYSIS



SECTOR 1 = FL to I1, SECTOR 2 = I1 to FL, DIFF = Difference To Personal Best Lap, P = Crossed Finish Line in Pit Lane, D = Time Disallowed

P17 68		Andrew Finlay HOWE		Kawasaki ZXR400L - Finlay Howe Ltd			
IDEAL LAP TIME : 56.663		BEST LAP TIME : 56.806		DIFFERENCE : 0.143			
LAP	SECTOR 1	SECTOR 2	LAP TIME	MPH	DIFF	TIME OF DAY	
1 -		24.329	1:08.127	63.83	11.321	12:40:39.171	
2 -	34.958	22.687	57.645	75.43	0.839	12:41:36.816	
3 -	34.870	23.115	57.985	74.99	1.179	12:42:34.801	
4 -	34.237	22.780	57.017 (3)	76.26	0.211	12:43:31.818	
5 -	34.227	22.797	57.024	76.25	0.218	12:44:28.842	
6 -	34.673	22.436	57.109	76.14	0.303	12:45:25.951	
7 -	34.275	22.691	56.966 (2)	76.33	0.160	12:46:22.917	
8 -	34.301	22.505	56.806 (1)	76.55		12:47:19.723	
9 -	34.549	22.749	57.298	75.89	0.492	12:48:17.021	
10 -	34.988	23.332	58.320	74.56	1.514	12:49:15.341	

P18 25 S/R		Haydon SMITH		Kawasaki ZXR400 - HI-Precision Engineering Ltd			
IDEAL LAP TIME : 57.454		BEST LAP TIME : 57.454		DIFFERENCE : 0.000			
LAP	SECTOR 1	SECTOR 2	LAP TIME	MPH	DIFF	TIME OF DAY	
1 -		24.552	1:07.912	64.03	10.458	12:40:38.956	
2 -	35.498	23.423	58.921	73.80	1.467	12:41:37.877	
3 -	34.788	22.968	57.756	75.29	0.302	12:42:35.633	
4 -	34.615	23.439	58.054	74.90	0.600	12:43:33.687	
5 -	34.741	23.138	57.879	75.13	0.425	12:44:31.566	
6 -	34.560	23.169	57.729 (3)	75.32	0.275	12:45:29.295	
7 -	34.963	23.236	58.199	74.71	0.745	12:46:27.494	
8 -	34.834	23.089	57.923	75.07	0.469	12:47:25.417	
9 -	34.682	22.915	57.597 (2)	75.50	0.143	12:48:23.014	
10 -	34.555	22.899	57.454 (1)	75.68		12:49:20.468	

P19 60 GP		Daniel GOUGH		Yamaha TZ 250 - G Force Motorcycles			
IDEAL LAP TIME : 57.374		BEST LAP TIME : 57.406		DIFFERENCE : 0.032			
LAP	SECTOR 1	SECTOR 2	LAP TIME	MPH	DIFF	TIME OF DAY	
1 -		24.112	1:08.289	63.67	10.883	12:40:39.333	
2 -	35.681	23.042	58.723	74.05	1.317	12:41:38.056	
3 -	35.010	22.741	57.751	75.29	0.345	12:42:35.807	
4 -	34.761	23.246	58.007	74.96	0.601	12:43:33.814	
5 -	34.890	23.001	57.891	75.11	0.485	12:44:31.705	
6 -	35.094	22.877	57.971	75.01	0.565	12:45:29.676	
7 -	34.994	23.389	58.383	74.48	0.977	12:46:28.059	
8 -	34.765	22.948	57.713 (3)	75.34	0.307	12:47:25.772	
9 -	34.694	22.712	57.406 (1)	75.75		12:48:23.178	
10 -	34.662	22.913	57.575 (2)	75.52	0.169	12:49:20.753	

P20 88 GP		George PRINOS		Yamaha TZ250 - KAPPA PLANNING LTD			
IDEAL LAP TIME : 56.989		BEST LAP TIME : 57.273		DIFFERENCE : 0.284			
LAP	SECTOR 1	SECTOR 2	LAP TIME	MPH	DIFF	TIME OF DAY	
1 -		24.793	1:12.460	60.01	15.187	12:40:43.504	
2 -	36.364	23.187	59.551	73.02	2.278	12:41:43.055	
3 -	36.049	23.260	59.309	73.32	2.036	12:42:42.364	
4 -	35.201	22.774	57.975	75.00	0.702	12:43:40.339	
5 -	34.936	23.072	58.008	74.96	0.735	12:44:38.347	
6 -	35.201	23.402	58.603	74.20	1.330	12:45:36.950	
7 -	35.269	22.868	58.137	74.79	0.864	12:46:35.087	
8 -	35.100	22.706	57.806 (3)	75.22	0.533	12:47:32.893	
9 -	35.089	22.491	57.580 (2)	75.52	0.307	12:48:30.473	
10 -	34.498	22.775	57.273 (1)	75.92		12:49:27.746	

BMCRC - MRO Championships 2022 - Rnd 1 @ Brands Hatch Indy

EDlasia Formula 400 & Blue Haze GP

RACE 3 - SECTOR ANALYSIS



SECTOR 1 = FL to I1, SECTOR 2 = I1 to FL, DIFF = Difference To Personal Best Lap, P = Crossed Finish Line in Pit Lane, D = Time Disallowed

P21 351 S		Sam DIGBY-BAKER		Kawasaki ZXR400 -			
IDEAL LAP TIME : 58.037		BEST LAP TIME : 58.037		DIFFERENCE : 0.000			
LAP	SECTOR 1	SECTOR 2	LAP TIME	MPH	DIFF	TIME OF DAY	
1 -		24.266	1:08.924	63.09	10.887	12:40:39.968	
2 -	35.953	23.642	59.595	72.96	1.558	12:41:39.563	
3 -	35.169	23.633	58.802	73.95	0.765	12:42:38.365	
4 -	35.213	23.570	58.783	73.97	0.746	12:43:37.148	
5 -	34.909	23.528	58.437	74.41	0.400	12:44:35.585	
6 -	35.169	23.706	58.875	73.86	0.838	12:45:34.460	
7 -	35.232	23.498	58.730	74.04	0.693	12:46:33.190	
8 -	34.864	23.413	58.277 (2)	74.61	0.240	12:47:31.467	
9 -	35.054	23.337	58.391 (3)	74.47	0.354	12:48:29.858	
10 -	34.779	23.258	58.037 (1)	74.92		12:49:27.895	

P22 125 S		Steve HIGERTY		Yamaha TZR250 - Yellow House/Cambridge MC's			
IDEAL LAP TIME : 57.525		BEST LAP TIME : 58.081		DIFFERENCE : 0.556			
LAP	SECTOR 1	SECTOR 2	LAP TIME	MPH	DIFF	TIME OF DAY	
1 -		24.254	1:09.361	62.69	11.280	12:40:40.405	
2 -	35.982	23.762	59.744	72.78	1.663	12:41:40.149	
3 -	35.196	23.404	58.600	74.20	0.519	12:42:38.749	
4 -	35.504	23.356	58.860	73.88	0.779	12:43:37.609	
5 -	35.208	23.257	58.465 (3)	74.37	0.384	12:44:36.074	
6 -	34.909	23.872	58.781	73.97	0.700	12:45:34.855	
7 -	35.114	23.835	58.949	73.76	0.868	12:46:33.804	
8 -	34.717	23.364	58.081 (1)	74.87		12:47:31.885	
9 -	35.263	23.278	58.541	74.28	0.460	12:48:30.426	
10 -	35.280	22.808	58.088 (2)	74.86	0.007	12:49:28.514	

P23 119		James O'MARA		Kawasaki NINJA 300 - BRP Machining Ltd			
IDEAL LAP TIME : 58.463		BEST LAP TIME : 58.669		DIFFERENCE : 0.206			
LAP	SECTOR 1	SECTOR 2	LAP TIME	MPH	DIFF	TIME OF DAY	
1 -		24.287	1:09.749	62.34	11.080	12:40:40.793	
2 -	35.625	24.499	1:00.124	72.32	1.455	12:41:40.917	
3 -	35.675	24.025	59.700	72.84	1.031	12:42:40.617	
4 -	36.236	23.935	1:00.171	72.27	1.502	12:43:40.788	
5 -	35.563	23.560	59.123	73.55	0.454	12:44:39.911	
6 -	35.453	23.833	59.286	73.34	0.617	12:45:39.197	
7 -	34.955	23.862	58.817	73.93	0.148	12:46:38.014	
8 -	35.026	23.749	58.775 (3)	73.98	0.106	12:47:36.789	
9 -	35.022	23.737	58.759 (2)	74.00	0.090	12:48:35.548	
10 -	34.903	23.766	58.669 (1)	74.12		12:49:34.217	

P24 32		Conor MURRAY		Kawasaki NINJA 300 -			
IDEAL LAP TIME : 58.285		BEST LAP TIME : 58.570		DIFFERENCE : 0.285			
LAP	SECTOR 1	SECTOR 2	LAP TIME	MPH	DIFF	TIME OF DAY	
1 -		24.342	1:10.223	61.92	11.653	12:40:41.267	
2 -	35.780	24.031	59.811	72.70	1.241	12:41:41.078	
3 -	35.682	23.905	59.587	72.97	1.017	12:42:40.665	
4 -	36.336	23.924	1:00.260	72.16	1.690	12:43:40.925	
5 -	35.740	23.410	59.150	73.51	0.580	12:44:40.075	
6 -	35.418	23.935	59.353	73.26	0.783	12:45:39.428	
7 -	34.924	23.743	58.667 (2)	74.12	0.097	12:46:38.095	
8 -	35.524	23.696	59.220	73.43	0.650	12:47:37.315	
9 -	34.963	23.864	58.827 (3)	73.92	0.257	12:48:36.142	
10 -	34.875	23.695	58.570 (1)	74.24		12:49:34.712	

BMCRC - MRO Championships 2022 - Rnd 1 @ Brands Hatch Indy

EDlasia Formula 400 & Blue Haze GP

RACE 3 - SECTOR ANALYSIS



SECTOR 1 = FL to I1, SECTOR 2 = I1 to FL, DIFF = Difference To Personal Best Lap, P = Crossed Finish Line in Pit Lane, D = Time Disallowed

P25		151 S		Nick SMITH		Kawasaki KR-1S - Hi-Precision Engineering Ltd	
IDEAL LAP TIME : 1:00.184		BEST LAP TIME : 1:00.184		DIFFERENCE : 0.000			
LAP	SECTOR 1	SECTOR 2	LAP TIME	MPH	DIFF	TIME OF DAY	
1 -		24.765	1:10.498	61.68	10.314	12:40:41.542	
2 -	36.419	24.094	1:00.513 (2)	71.86	0.329	12:41:42.055	
3 -	36.633	24.276	1:00.909	71.39	0.725	12:42:42.964	
4 -	36.255	23.929	1:00.184 (1)	72.25		12:43:43.148	
5 -	36.759	24.441	1:01.200	71.05	1.016	12:44:44.348	
6 -	36.762	24.204	1:00.966	71.32	0.782	12:45:45.314	
7 -	36.461	24.214	1:00.675 (3)	71.67	0.491	12:46:45.989	
8 -	36.344	24.357	1:00.701	71.63	0.517	12:47:46.690	
9 -	36.598	24.150	1:00.748	71.58	0.564	12:48:47.438	

P26		24 S		Harley GODZISZ		Honda NC30 - Kamper Security	
IDEAL LAP TIME : 1:00.647		BEST LAP TIME : 1:00.816		DIFFERENCE : 0.169			
LAP	SECTOR 1	SECTOR 2	LAP TIME	MPH	DIFF	TIME OF DAY	
1 -		25.225	1:12.057	60.34	11.241	12:40:43.101	
2 -	36.881	24.556	1:01.437	70.78	0.621	12:41:44.538	
3 -	37.021	24.385	1:01.406	70.81	0.590	12:42:45.944	
4 -	37.126	24.454	1:01.580	70.61	0.764	12:43:47.524	
5 -	36.406	24.410	1:00.816 (1)	71.50		12:44:48.340	
6 -	36.691	24.262	1:00.953 (3)	71.34	0.137	12:45:49.293	
7 -	36.438	25.422	1:01.860	70.29	1.044	12:46:51.153	
8 -	36.689	24.241	1:00.930 (2)	71.37	0.114	12:47:52.083	
9 -	36.424	24.637	1:01.061	71.21	0.245	12:48:53.144	

P27		97 S		Nicholas TAIG		Honda VFR400 NC30 - RST, Bell Helmets UK	
IDEAL LAP TIME : 1:00.508		BEST LAP TIME : 1:00.752		DIFFERENCE : 0.244			
LAP	SECTOR 1	SECTOR 2	LAP TIME	MPH	DIFF	TIME OF DAY	
1 -		25.241	1:12.482	59.99	11.730	12:40:43.526	
2 -	37.274	24.076	1:01.350	70.88	0.598	12:41:44.876	
3 -	37.006	24.404	1:01.410	70.81	0.658	12:42:46.286	
4 -	37.121	24.294	1:01.415	70.80	0.663	12:43:47.701	
5 -	36.432	24.463	1:00.895 (2)	71.41	0.143	12:44:48.596	
6 -	36.702	24.357	1:01.059 (3)	71.21	0.307	12:45:49.655	
7 -	36.458	25.220	1:01.678	70.50	0.926	12:46:51.333	
8 -	36.941	24.195	1:01.136	71.13	0.384	12:47:52.469	
9 -	36.637	24.115	1:00.752 (1)	71.57		12:48:53.221	

P28		15 S		Julian DAWE		Honda RVF400 - EM Acoustics	
IDEAL LAP TIME : 1:01.778		BEST LAP TIME : 1:01.778		DIFFERENCE : 0.000			
LAP	SECTOR 1	SECTOR 2	LAP TIME	MPH	DIFF	TIME OF DAY	
1 -		25.461	1:12.280	60.16	10.502	12:40:43.324	
2 -	39.347	24.965	1:04.312	67.61	2.534	12:41:47.636	
3 -	39.443	25.029	1:04.472	67.44	2.694	12:42:52.108	
4 -	39.615	25.020	1:04.635	67.27	2.857	12:43:56.743	
5 -	38.802	24.967	1:03.769	68.19	1.991	12:45:00.512	
6 -	38.614	25.063	1:03.677	68.29	1.899	12:46:04.189	
7 -	38.208	24.904	1:03.112 (2)	68.90	1.334	12:47:07.301	
8 -	38.250	24.958	1:03.208 (3)	68.79	1.430	12:48:10.509	
9 -	37.414	24.364	1:01.778 (1)	70.39		12:49:12.287	

BMCRC - MRO Championships 2022 - Rnd 1 @ Brands Hatch Indy

EDlasia Formula 400 & Blue Haze GP

RACE 3 - SECTOR ANALYSIS



SECTOR 1 = FL to I1, SECTOR 2 = I1 to FL, DIFF = Difference To Personal Best Lap, P = Crossed Finish Line in Pit Lane, D = Time Disallowed

P29 82 GP		Mark DAVALL		Yamaha TZ 250 J -		
IDEAL LAP TIME : 1:09.018		BEST LAP TIME : 1:09.018		DIFFERENCE : 0.000		
LAP	SECTOR 1	SECTOR 2	LAP TIME	MPH	DIFF	TIME OF DAY
1 -		28.963	1:21.398	53.42	12.380	12:40:52.442
2 -	42.379	29.355	1:11.734	60.62	2.716	12:42:04.176
3 -	43.805	29.044	1:12.849	59.69	3.831	12:43:17.025
4 -	43.011	28.930	1:11.941	60.44	2.923	12:44:28.966
5 -	43.787	29.261	1:13.048	59.53	4.030	12:45:42.014
6 -	42.763	28.559	1:11.322 (3)	60.97	2.304	12:46:53.336
7 -	41.585	27.801	1:09.386 (2)	62.67	0.368	12:48:02.722
8 -	41.270	27.748	1:09.018 (1)	63.00		12:49:11.740

P30 8 GP		Phil ATKINSON		Yamaha TZ350 - ROSE MOT		
IDEAL LAP TIME : 53.279		BEST LAP TIME : 53.305		DIFFERENCE : 0.026		
LAP	SECTOR 1	SECTOR 2	LAP TIME	MPH	DIFF	TIME OF DAY
1 -		23.329	1:05.985	65.90	12.680	12:40:37.029
2 -	34.309	21.950	56.259	77.29	2.954	12:41:33.288
3 -	33.194	21.531	54.725	79.46	1.420	12:42:28.013
4 -	32.652	21.369	54.021	80.49	0.716	12:43:22.034
5 -	32.506	21.536	54.042	80.46	0.737	12:44:16.076
6 -	32.105	21.200	53.305 (1)	81.57		12:45:09.381
7 -	32.079	21.372	53.451 (2)	81.35	0.146	12:46:02.832
8 -	32.445	21.418	53.863 (3)	80.73	0.558	12:46:56.695
9 -	32.133	22.588	54.721	79.46	1.416	12:47:51.416

P31 1		James SEATH		Kawasaki ZXR400 L9 - Ovenden Earthmoving		
IDEAL LAP TIME : 55.897		BEST LAP TIME : 55.897		DIFFERENCE : 0.000		
LAP	SECTOR 1	SECTOR 2	LAP TIME	MPH	DIFF	TIME OF DAY
1 -		22.646	1:01.898	70.25	6.001	12:40:32.942
2 -	34.824	22.535	57.359	75.81	1.462	12:41:30.301
3 -	34.106	22.582	56.688 (3)	76.71	0.791	12:42:26.989
4 -	34.134	22.199	56.333 (2)	77.19	0.436	12:43:23.322
5 -	33.806	22.091	55.897 (1)	77.79		12:44:19.219
6 -	34.574	22.790	57.364	75.80	1.467	12:45:16.583

BMCRC - MRO Championships 2022 - Rnd 1 @ Brands Hatch Indy

EDlasia Formula 400 & Blue Haze GP

RACE 3 - BEST SECTORS

SECTOR 1				SECTOR 2				IDEAL / BEST COMPARISON				
POS	NO	NAME	TIME	NO	NAME	TIME	POS	NO	NAME	IDEAL	BEST	DIFF
									PERFECT LAP	52.919		
1	7	DUNN	31.898	7	DUNN	21.021	1	7	DUNN	52.919	52.919	0.000
2	74	SMART-WEEDEN	31.998	8	ATKINSON	21.200	2	8	ATKINSON	53.279	53.305	0.026
3	8	ATKINSON	32.079	31	JONES	21.458	3	74	SMART-WEEDEN	53.546	53.546	0.000
4	193	HARDIE	32.102	74	SMART-WEEDEN	21.548	4	193	HARDIE	53.664	53.664	0.000
5	48	WELSH	32.321	193	HARDIE	21.562	5	48	WELSH	53.981	53.981	0.000
6	31	JONES	32.590	48	WELSH	21.660	6	31	JONES	54.048	54.213	0.165
7	33	JOHNSTONE	32.900	64	ELLIS	21.703	7	33	JOHNSTONE	55.010	55.104	0.094
8	196	KIRSCH	33.054	3	BARRETT	21.768	8	64	ELLIS	55.172	55.287	0.115
9	85	ROBINSON	33.131	11	MACHARD	21.773	9	196	KIRSCH	55.207	55.207	0.000
10	188	STANLEY	33.272	0	TOLAND	21.968	10	85	ROBINSON	55.349	55.349	0.000
11	64	ELLIS	33.469	1	SEATH	22.091	11	3	BARRETT	55.461	55.619	0.158
12	47	CLARK	33.658	33	JOHNSTONE	22.110	12	11	MACHARD	55.676	55.838	0.162
13	3	BARRETT	33.693	47	CLARK	22.141	13	188	STANLEY	55.763	55.763	0.000
14	1	SEATH	33.806	196	KIRSCH	22.153	14	47	CLARK	55.799	55.890	0.091
15	0	TOLAND	33.859	85	ROBINSON	22.218	15	0	TOLAND	55.827	56.064	0.237
16	11	MACHARD	33.903	68	HOWE	22.436	16	1	SEATH	55.897	55.897	0.000
17	222	EPPS	34.028	188	STANLEY	22.491	17	70	BURSCOUGH	56.659	56.695	0.036
18	70	BURSCOUGH	34.134	88	PRINOS	22.491	18	68	HOWE	56.663	56.806	0.143
19	68	HOWE	34.227	70	BURSCOUGH	22.525	19	222	EPPS	56.708	56.862	0.154
20	88	PRINOS	34.498	222	EPPS	22.680	20	88	PRINOS	56.989	57.273	0.284
21	25	SMITH	34.555	60	GOUGH	22.712	21	60	GOUGH	57.374	57.406	0.032
22	60	GOUGH	34.662	125	HIGERTY	22.808	22	25	SMITH	57.454	57.454	0.000
23	125	HIGERTY	34.717	25	SMITH	22.899	23	125	HIGERTY	57.525	58.081	0.556
24	351	DIGBY-BAKER	34.779	351	DIGBY-BAKER	23.258	24	351	DIGBY-BAKER	58.037	58.037	0.000
25	32	MURRAY	34.875	32	MURRAY	23.410	25	32	MURRAY	58.285	58.570	0.285
26	119	O'MARA	34.903	119	O'MARA	23.560	26	119	O'MARA	58.463	58.669	0.206
27	151	SMITH	36.255	151	SMITH	23.929	27	151	SMITH	1:00.184	1:00.184	0.000
28	24	GODZISZ	36.406	97	TAIG	24.076	28	97	TAIG	1:00.508	1:00.752	0.244
29	97	TAIG	36.432	24	GODZISZ	24.241	29	24	GODZISZ	1:00.647	1:00.816	0.169
30	15	DAWE	37.414	15	DAWE	24.364	30	15	DAWE	1:01.778	1:01.778	0.000
31	82	DAVALL	41.270	82	DAVALL	27.748	31	82	DAVALL	1:09.018	1:09.018	0.000

BMCRC - MRO Championships 2022 - Rnd 1 @ Brands Hatch Indy

EDlasia Formula 400 & Blue Haze GP

RACE 3 - STATISTICS

Competitors Started	31
Planned Start	2022-03-12 @ 12:30:00.000
Actual Start	2022-03-12 @ 12:39:31.043
Finish Time	2022-03-12 @ 12:48:39.862
Track Length	1.2079mi.
Total Laps	299
Total Distance Covered	361.1757mi.

Session Fastest Lap History

NO	CL	NAME	LAP TIME	TIME OF DAY	LAP	VEHICLE
74		Finn SMART-WEEDEN	55.351	12:41:28.699	2	Kawasak NINJA 400 (JSS)
74		Finn SMART-WEEDEN	54.645	12:42:23.343	3	Kawasak NINJA 400 (JSS)
31		Lewis JONES	54.288	12:42:23.409	3	Kawasaki NINJA 400 (JSS)
7	GP	Bruce DUNN	54.101	12:43:19.931	4	Yamaha TZ250
8	GP	Phil ATKINSON	54.021	12:43:22.043	4	Yamaha TZ350
7	GP	Bruce DUNN	53.825	12:44:13.755	5	Yamaha TZ250
7	GP	Bruce DUNN	52.919	12:45:06.672	6	Yamaha TZ250

Session Leader History

NO	CL	NAME	FROM LAP	LAPS LED	DISTANCE	VEHICLE
1		James SEATH	1	1	1.20 miles	Kawasaki ZXR400 L9
74		Finn SMART-WEEDEN	2	5	6.03 miles	Kawasak NINJA 400 (JSS)
7	GP	Bruce DUNN	7	4	4.83 miles	Yamaha TZ250

Flag History

TYPE	TIME OF DAY
GREEN	12:39:31.043
FINISH	12:48:39.862

Flag Statistics

TYPE	COUNT	TOTAL LAPS	TOTAL TIME
Green	1	10	10:11.471
Red	0	0	0.000
Safety Car	0	0	0.000
FCY	0	0	0.000

BMCRC - MRO Championships 2022 - Rnd 1 @ Brands Hatch Indy

EDlasia Formula 400 & Blue Haze GP

RACE 3 - STATISTICS

CLASS :

11 Starters

Fastest Lap History

NO	NAME	LAP TIME	TIME OF DAY	LAP	VEHICLE
74	Finn SMART-WEEDEN	55.351	12:41:28.699	2	Kawasak NINJA 400 (JSS)
74	Finn SMART-WEEDEN	54.645	12:42:23.343	3	Kawasak NINJA 400 (JSS)
31	Lewis JONES	54.288	12:42:23.409	3	Kawasaki NINJA 400 (JSS)
74	Finn SMART-WEEDEN	54.211	12:44:11.883	5	Kawasak NINJA 400 (JSS)
193	Mikey HARDIE	54.103	12:44:12.730	5	Kawasaki NINJA 400 (JSS)
74	Finn SMART-WEEDEN	53.919	12:45:05.803	6	Kawasak NINJA 400 (JSS)
74	Finn SMART-WEEDEN	53.546	12:46:54.686	8	Kawasak NINJA 400 (JSS)

Leader History

NO	NAME	FROM LAP	LAPS LED	DISTANCE	VEHICLE
1	James SEATH	1	1	1.20 miles	Kawasaki ZXR400 L9
74	Finn SMART-WEEDEN	2	9	10.87 miles	Kawasak NINJA 400 (JSS)

BMCRC - MRO Championships 2022 - Rnd 1 @ Brands Hatch Indy

EDlasia Formula 400 & Blue Haze GP

RACE 3 - STATISTICS

CLASS : S

10 Starters

Fastest Lap History

NO	NAME	LAP TIME	TIME OF DAY	LAP	VEHICLE
222	Matthew EPPS	57.577	12:41:33.425	2	Kawasaki ZXR400
33	Carl JOHNSTONE	56.437	12:42:32.679	3	Yamaha FZR400RR
33	Carl JOHNSTONE	55.691	12:43:28.371	4	Yamaha FZR400RR
33	Carl JOHNSTONE	55.104	12:45:19.272	6	Yamaha FZR400RR

Leader History

NO	NAME	FROM LAP	LAPS LED	DISTANCE	VEHICLE
222	Matthew EPPS	1	4	4.83 miles	Kawasaki ZXR400
33	Carl JOHNSTONE	5	6	7.24 miles	Yamaha FZR400RR

BMCRC - MRO Championships 2022 - Rnd 1 @ Brands Hatch Indy

EDlasia Formula 400 & Blue Haze GP

RACE 3 - STATISTICS

CLASS : S/R

1 Starters

Fastest Lap History

NO	NAME	LAP TIME	TIME OF DAY	LAP	VEHICLE
25	Haydon SMITH	58.921	12:41:37.888	2	Kawasaki ZXR400
25	Haydon SMITH	57.756	12:42:35.644	3	Kawasaki ZXR400
25	Haydon SMITH	57.729	12:45:29.307	6	Kawasaki ZXR400
25	Haydon SMITH	57.597	12:48:23.024	9	Kawasaki ZXR400
25	Haydon SMITH	57.454	12:49:20.479	10	Kawasaki ZXR400

Leader History

NO	NAME	FROM LAP	LAPS LED	DISTANCE	VEHICLE
25	Haydon SMITH	1	10	12.07 miles	Kawasaki ZXR400

BMCRC - MRO Championships 2022 - Rnd 1 @ Brands Hatch Indy

EDlasia Formula 400 & Blue Haze GP

RACE 3 - STATISTICS

CLASS : GP

9 Starters

Fastest Lap History

NO	NAME	LAP TIME	TIME OF DAY	LAP	VEHICLE
7	Bruce DUNN	56.705	12:41:31.348	2	Yamaha TZ250
0	Paul TOLAND	56.601	12:41:32.896	2	Yamaha TZ 250 4TW
8	Phil ATKINSON	56.259	12:41:33.288	2	Yamaha TZ350
7	Bruce DUNN	54.481	12:42:25.830	3	Yamaha TZ250
7	Bruce DUNN	54.101	12:43:19.931	4	Yamaha TZ250
8	Phil ATKINSON	54.021	12:43:22.043	4	Yamaha TZ350
7	Bruce DUNN	53.825	12:44:13.755	5	Yamaha TZ250
7	Bruce DUNN	52.919	12:45:06.672	6	Yamaha TZ250

Leader History

NO	NAME	FROM LAP	LAPS LED	DISTANCE	VEHICLE
7	Bruce DUNN	1	10	12.07 miles	Yamaha TZ250

BMCRC - MRO Championships 2022 - Rnd 1 @ Brands Hatch Indy



EDlasia Formula 400 & Blue Haze GP



RACE 13 - GRID (10 Laps)

ROW 11	33		32	53 Mark WHITING	31	82 Mark DAVALL	1:09.018
ROW 10	30	1:01.778 15 Julian DAWE	29	1:00.816 24 Harley GODZISZ	28	1:00.752 97 Nicholas TAIG	
ROW 9	27	1:00.184 151 Nick SMITH	26	58.669 119 James O'MARA	25	58.570 32 Conor MURRAY	
ROW 8	24	58.081 125 Steve HIGERTY	23	58.037 351 Sam DIGBY-BAKER	22	57.454 25 Haydon SMITH	
ROW 7	21	57.406 60 Daniel GOUGH	20	57.273 88 George PRINOS	19	56.862 222 Matthew EPPS	
ROW 6	18	56.806 68 Andrew Finlay HOWE	17	56.695 70 Andrew BURSCOUGH	16	56.064 0 Paul TOLAND	
ROW 5	15	55.897 1 James SEATH	14	55.890 47 Allan CLARK	13	55.838 11 Gael MACHARD	
ROW 4	12	55.763 188 Michael STANLEY	11	55.619 3 Tom BARRETT	10	55.349 85 James ROBINSON	
ROW 3	9	55.287 64 Phil ELLIS	8	55.207 196 Jack KIRSCH	7	55.104 33 Carl JOHNSTONE	
ROW 2	6	54.213 31 Lewis JONES	5	53.981 48 Richie WELSH	4	53.664 193 Mikey HARDIE	
ROW 1	3	53.546 74 Finn SMART-WEEDEN	2	53.305 8 Phil ATKINSON	1	52.919 7 Bruce DUNN	
Pole							

Brands Hatch Indy: 1.2079 miles

These results are provisional until the conclusion of any judicial and technical matters.

Clerk Of Course :	Stewards :	Timekeeper : Craig Smith
-------------------	------------	--------------------------

Results can be found at www.tsl-timing.com

Printed - 12:54 Saturday, 12 March 2022



BMCRC - MRO Championships 2022 - Rnd 1 @ Brands Hatch Indy



EDlasia Formula 400 & Blue Haze GP



RACE 13 - CLASSIFICATION

POS	NO	CL	PIC NAME	ENTRY	LAPS	TIME	GAP	DIFF	MPH	BEST	ON
1	7	GP	Bruce DUNN	Yamaha TZ250 - Bilstein UK	4	3:41.831			78.41	53.654	4
2	8	GP	Phil ATKINSON	Yamaha TZ350 - ROSE MOT	4	3:42.024	0.193	0.193	78.34	53.694	4
3	48		Richie WELSH	Yamaha FZR 400 RRSP - EDEN'S BABY EXPERIE	4	3:43.444	1.613	1.420	77.84	53.748	3
4	74*		Finn SMART-WEEDEN	Kawasaki NINJA 400 (JSS) - Mum and Dad	4	3:44.217	2.386	0.773	77.57	53.791	4
5	193		Mikey HARDIE	Kawasaki NINJA 400 (JSS) - 113 Events / Affinity at	4	3:44.444	2.613	0.227	77.49	53.915	4
6	31		Lewis JONES	Kawasaki NINJA 400 (JSS) -	4	3:44.671	2.840	0.227	77.42	53.775	4
7	196		Jack KIRSCH	Kawasaki NINJA 400 (JSS) - Dad	4	3:47.617	5.786	2.946	76.41	55.151	3
8	0	GP	Paul TOLAND	Yamaha TZ 250 4TW - Kippers keys	4	3:48.256	6.425	0.639	76.20	55.173	3
9	64	GP	Phil ELLIS	Yamaha TZ250B -	4	3:49.636	7.805	1.380	75.74	55.208	4
10	11	GP	Gael MACHARD	Yamaha 250 TZ 4DP -	4	3:50.470	8.639	0.834	75.47	55.648	4
11	1		James SEATH	Kawasaki ZXR400 L9 - Ovenden Earthmoving	4	3:50.899	9.068	0.429	75.33	55.223	4
12	222	S	Matthew EPPS	Kawasaki ZXR400 - M.E Vehicle Repairs	3	2:59.758	1 Lap	1 Lap	72.57	57.726	2
13	25	S/R	Haydon SMITH	Kawasaki ZXR400 - HI-Precision Engineering Ltd	3	3:00.626	1 Lap	0.868	72.22	57.217	3
14	351	S	Sam DIGBY-BAKER	Kawasaki ZXR400 -	3	3:01.125	1 Lap	0.499	72.02	57.241	3
15	70	S	Andrew BURSCOUGH	Yamaha YPVS 350 - Apollo/Merlin/Abbey/Martitaniu	3	3:02.663	1 Lap	1.538	71.41	58.243	3
16	68		Andrew Finlay HOWE	Kawasaki ZXR400L - Finlay Howe Ltd	3	3:02.827	1 Lap	0.164	71.35	58.054	3
17	3	GP	Tom BARRETT	Honda RS250 - The Two Stroke Workshop	3	3:02.925	1 Lap	0.098	71.31	57.176	3
18	125	S	Steve HIGERTY	Yamaha TZR250 - Yellow House/Cambridge MC's	3	3:07.153	1 Lap	4.228	69.70	59.368	3
19	119		James O'MARA	Kawasaki NINJA 300 - BRP Machining Ltd	3	3:07.629	1 Lap	0.476	69.52	59.498	3
20	32		Conor MURRAY	Kawasaki NINJA 300 -	3	3:09.031	1 Lap	1.402	69.01	1:00.035	2
21	151	S	Nick SMITH	Kawasaki KR-1S - HI-Precision Engineering Ltd	3	3:09.118	1 Lap	0.087	68.98	59.996	3
22	97	S	Nicholas TAIG	Honda VFR400 NC30 - RST, Bell Helmets UK	3	3:09.451	1 Lap	0.333	68.86	59.838	3
23	88	GP	George PRINOS	Yamaha TZ250 - KAPPA PLANNING LTD	3	3:14.224	1 Lap	4.773	67.16	1:00.774	3
24	24	S	Harley GODZISZ	Honda NC30 - Kamper Security	3	3:14.982	1 Lap	0.758	66.90	1:01.476	3
25	15	S	Julian DAWE	Honda RVF400 - EM Acoustics	3	3:25.479	1 Lap	10.497	63.48	1:05.714	3
26	82	GP	Mark DAVALL	Yamaha TZ 250 J -	3	3:41.612	1 Lap	16.133	58.86	1:10.476	2

NOT CLASSIFIED

DNF	60	GP	Daniel GOUGH	Yamaha TZ 250 - G Force Motorcycles	3	3:02.622	1 Lap		71.43	58.176	3
-----	----	----	--------------	-------------------------------------	---	----------	-------	--	-------	--------	---

FASTEST LAP

7	GP	Bruce DUNN	Yamaha TZ250 - Bilstein UK	4	53.654	81.04 mph	130.43 kph
48		Richie WELSH	Yamaha FZR 400 RRSP - EDEN'S BABY EXPERIE	3	53.748	80.90 mph	130.20 kph
25	S/R	Haydon SMITH	Kawasaki ZXR400 - HI-Precision Engineering Ltd	3	57.217	76.00 mph	122.31 kph
351	S	Sam DIGBY-BAKER	Kawasaki ZXR400 -	3	57.241	75.97 mph	122.26 kph

* Bike 74 - Please fit a working transponder
 Class GP - 92.5% of Race Speed = 72.52 mph
 Class - 92.5% of Race Speed = 72.00 mph
 Class S - 92.5% of Race Speed = 67.12 mph
 Class S/R - 92.5% of Race Speed = 66.80 mph
 Red Flag (end of session): 16:45

Race Distance: 4 Laps / 4.83 miles

Brands Hatch Indy: 1.2079 miles

Date: 12/03/2022 Start: 16:41 Finish: 00:00

Weather / Track : Cloudy / Dry

These results are provisional until the conclusion of any judicial and technical matters.

Clerk Of Course :	Stewards :	Timekeeper : Craig Smith
-------------------	------------	--------------------------

Results can be found at www.tsl-timing.com

Printed - 16:53 Saturday, 12 March 2022



BMCRC - MRO Championships 2022 - Rnd 1 @ Brands Hatch Indy

EDlasia Formula 400 & Blue Haze GP

RACE 13 - LAP CHART

LAP 1 @ 16:42:46.804

NO	BEHIND	LAP TIME
7		59.461
74	0.949	1:00.411
8	0.974	1:00.435
193	1.213	1:00.674
31	1.852	1:01.313
48	2.189	1:01.650
196	2.374	1:01.835
0	2.488	1:01.949
64	3.130	1:02.591
11	3.368	1:02.829
1	3.948	1:03.409
222	4.776	1:04.237
70	5.435	1:04.896
3	5.729	1:05.190
25	6.012	1:05.473
351	6.533	1:05.994
60	6.684	1:06.145
68	7.218	1:06.679
125	8.301	1:07.762
119	8.768	1:08.229
32	9.409	1:08.870
151	9.496	1:08.957
97	9.697	1:09.158
24	11.992	1:11.453
88	12.164	1:11.625
15	14.145	1:13.606
82	20.869	1:20.330

LAP 2 @ 16:43:41.185

NO	BEHIND	LAP TIME
7		54.381
8	0.377	53.784
193	1.775	54.943
74	1.826	55.257
31	1.859	54.388
48	1.883	54.075
196	3.349	55.356
0	3.495	55.388
64	4.811	56.062
11	5.289	56.302
1	5.771	56.204
222	8.121	57.726
25	9.567	57.936
351	10.042	57.890
70	10.578	59.524
60	10.604	58.301
68	10.931	58.094
3	11.907	1:00.559
125	13.943	1:00.023
119	14.289	59.902
32	15.063	1:00.035
151	15.280	1:00.165
97	15.771	1:00.455
88	19.608	1:01.825
24	19.664	1:02.053
15	25.923	1:06.159
82	36.964	1:10.476

LAP 3 @ 16:44:35.520

NO	BEHIND	LAP TIME
7		54.335
8	0.153	54.111

48	1.296	53.748
74	2.249	54.757
193	2.352	54.912
31	2.719	55.195
196	4.165	55.151
0	4.333	55.173
64	6.251	55.775
11	6.645	55.691
1	7.499	56.063
222	11.581	57.795
25	12.449	57.217
351	12.948	57.241
60	14.445	58.176
70	14.486	58.243
68	14.650	58.054
3	14.748	57.176
125	18.976	59.368
119	19.452	59.498
32	20.854	1:00.126
151	20.941	59.996
97	21.274	59.838
88	26.047	1:00.774
24	26.805	1:01.476
15	37.302	1:05.714
82	53.435	1:10.806

LAP 4 @ 16:45:29.174

NO	BEHIND	LAP TIME
7		53.654
8	0.193	53.694
48	1.613	53.971
74	2.386	53.791
193	2.613	53.915
31	2.840	53.775
196	5.786	55.275
0	6.425	55.746
64	7.805	55.208
11	8.639	55.648
1	9.068	55.223

BMCRC - MRO Championships 2022 - Rnd 1 @ Brands Hatch Indy

EDlasia Formula 400 & Blue Haze GP

RACE 13 - SECTOR ANALYSIS



SECTOR 1 = FL to I1, SECTOR 2 = I1 to FL, DIFF = Difference To Personal Best Lap, P = Crossed Finish Line in Pit Lane, D = Time Disallowed

P1		7 GP		Bruce DUNN		Yamaha TZ250 - Bilstein UK	
IDEAL LAP TIME : 53.654		BEST LAP TIME : 53.654		DIFFERENCE : 0.000			
LAP	SECTOR 1	SECTOR 2	LAP TIME	MPH	DIFF	TIME OF DAY	
1 -		21.776	59.461	73.13	5.807	16:42:46.804	
2 -	32.768	21.613	54.381 (3)	79.96	0.727	16:43:41.185	
3 -	32.823	21.512	54.335 (2)	80.03	0.681	16:44:35.520	
4 -	32.291	21.363	53.654 (1)	81.04		16:45:29.174	

P2		8 GP		Phil ATKINSON		Yamaha TZ350 - ROSE MOT	
IDEAL LAP TIME : 53.542		BEST LAP TIME : 53.694		DIFFERENCE : 0.152			
LAP	SECTOR 1	SECTOR 2	LAP TIME	MPH	DIFF	TIME OF DAY	
1 -		21.644	1:00.435	71.95	6.741	16:42:47.778	
2 -	32.294	21.490	53.784 (2)	80.85	0.090	16:43:41.562	
3 -	32.720	21.391	54.111 (3)	80.36	0.417	16:44:35.673	
4 -	32.446	21.248	53.694 (1)	80.98		16:45:29.367	

P3		48		Richie WELSH		Yamaha FZR 400 RRSF - EDEN'S BABY EXPERIENCES/ PETI	
IDEAL LAP TIME : 53.716		BEST LAP TIME : 53.748		DIFFERENCE : 0.032			
LAP	SECTOR 1	SECTOR 2	LAP TIME	MPH	DIFF	TIME OF DAY	
1 -		22.208	1:01.650	70.53	7.902	16:42:48.993	
2 -	32.401	21.674	54.075 (3)	80.41	0.327	16:43:43.068	
3 -	32.349	21.399	53.748 (1)	80.90		16:44:36.816	
4 -	32.317	21.654	53.971 (2)	80.57	0.223	16:45:30.787	

P4		74		Finn SMART-WEEDEN		Kawasak NINJA 400 (JSS) - Mum and Dad	
IDEAL LAP TIME :		BEST LAP TIME : 53.791		DIFFERENCE :			
LAP	SECTOR 1	SECTOR 2	LAP TIME	MPH	DIFF	TIME OF DAY	
1 -			1:00.411	71.98	6.620	16:42:47.753	
2 -			55.257 (3)	78.69	1.466	16:43:43.011	
3 -			54.757 (2)	79.41	0.966	16:44:37.769	
4 -			53.791 (1)	80.84		16:45:31.560	

P5		193		Mikey HARDIE		Kawasaki NINJA 400 (JSS) - 113 Events / Affinity academy	
IDEAL LAP TIME : 53.915		BEST LAP TIME : 53.915		DIFFERENCE : 0.000			
LAP	SECTOR 1	SECTOR 2	LAP TIME	MPH	DIFF	TIME OF DAY	
1 -		22.149	1:00.674	71.67	6.759	16:42:48.017	
2 -	32.866	22.077	54.943 (3)	79.14	1.028	16:43:42.960	
3 -	33.186	21.726	54.912 (2)	79.19	0.997	16:44:37.872	
4 -	32.341	21.574	53.915 (1)	80.65		16:45:31.787	

P6		31		Lewis JONES		Kawasaki NINJA 400 (JSS) -	
IDEAL LAP TIME : 53.775		BEST LAP TIME : 53.775		DIFFERENCE : 0.000			
LAP	SECTOR 1	SECTOR 2	LAP TIME	MPH	DIFF	TIME OF DAY	
1 -		22.112	1:01.313	70.92	7.538	16:42:48.656	
2 -	32.594	21.794	54.388 (2)	79.95	0.613	16:43:43.044	
3 -	33.580	21.615	55.195 (3)	78.78	1.420	16:44:38.239	
4 -	32.218	21.557	53.775 (1)	80.86		16:45:32.014	

P7		196		Jack KIRSCH		Kawasaki NINJA 400 (JSS) - Dad	
IDEAL LAP TIME : 55.123		BEST LAP TIME : 55.151		DIFFERENCE : 0.028			
LAP	SECTOR 1	SECTOR 2	LAP TIME	MPH	DIFF	TIME OF DAY	
1 -		22.329	1:01.835	70.32	6.684	16:42:49.178	
2 -	33.208	22.148	55.356 (3)	78.55	0.205	16:43:44.534	
3 -	33.021	22.130	55.151 (1)	78.84		16:44:39.685	
4 -	32.993	22.282	55.275 (2)	78.67	0.124	16:45:34.960	

BMCRC - MRO Championships 2022 - Rnd 1 @ Brands Hatch Indy

EDlasia Formula 400 & Blue Haze GP

RACE 13 - SECTOR ANALYSIS



SECTOR 1 = FL to I1, SECTOR 2 = I1 to FL, DIFF = Difference To Personal Best Lap, P = Crossed Finish Line in Pit Lane, D = Time Disallowed

P8		0 GP		Paul TOLAND		Yamaha TZ 250 4TW - Kippers keys	
IDEAL LAP TIME : 55.124		BEST LAP TIME : 55.173		DIFFERENCE : 0.049			
LAP	SECTOR 1	SECTOR 2	LAP TIME	MPH	DIFF	TIME OF DAY	
1 -		22.229	1:01.949	70.19	6.776	16:42:49.292	
2 -	33.420	21.968	55.388 (2)	78.51	0.215	16:43:44.680	
3 -	33.156	22.017	55.173 (1)	78.81		16:44:39.853	
4 -	33.578	22.168	55.746 (3)	78.00	0.573	16:45:35.599	

P9		64 GP		Phil ELLIS		Yamaha TZ250B -	
IDEAL LAP TIME : 55.207		BEST LAP TIME : 55.208		DIFFERENCE : 0.001			
LAP	SECTOR 1	SECTOR 2	LAP TIME	MPH	DIFF	TIME OF DAY	
1 -		22.401	1:02.591	69.47	7.383	16:42:49.934	
2 -	34.122	21.940	56.062 (3)	77.56	0.854	16:43:45.996	
3 -	33.929	21.846	55.775 (2)	77.96	0.567	16:44:41.771	
4 -	33.361	21.847	55.208 (1)	78.76		16:45:36.979	

P10		11 GP		Gael MACHARD		Yamaha 250 TZ 4DP -	
IDEAL LAP TIME : 55.345		BEST LAP TIME : 55.648		DIFFERENCE : 0.303			
LAP	SECTOR 1	SECTOR 2	LAP TIME	MPH	DIFF	TIME OF DAY	
1 -		22.397	1:02.829	69.21	7.181	16:42:50.172	
2 -	34.198	22.104	56.302 (3)	77.23	0.654	16:43:46.474	
3 -	34.070	21.621	55.691 (2)	78.08	0.043	16:44:42.165	
4 -	33.724	21.924	55.648 (1)	78.14		16:45:37.813	

P11		1		James SEATH		Kawasaki ZXR400 L9 - Ovenden Earthmoving	
IDEAL LAP TIME : 55.223		BEST LAP TIME : 55.223		DIFFERENCE : 0.000			
LAP	SECTOR 1	SECTOR 2	LAP TIME	MPH	DIFF	TIME OF DAY	
1 -		22.643	1:03.409	68.57	8.186	16:42:50.752	
2 -	33.900	22.304	56.204 (3)	77.37	0.981	16:43:46.956	
3 -	33.721	22.342	56.063 (2)	77.56	0.840	16:44:43.019	
4 -	33.411	21.812	55.223 (1)	78.74		16:45:38.242	

P12		222 S		Matthew EPPS		Kawasaki ZXR400 - M.E Vehicle Repairs	
IDEAL LAP TIME : 57.516		BEST LAP TIME : 57.726		DIFFERENCE : 0.210			
LAP	SECTOR 1	SECTOR 2	LAP TIME	MPH	DIFF	TIME OF DAY	
1 -		22.929	1:04.237	67.69	6.511	16:42:51.580	
2 -	34.907	22.819	57.726 (1)	75.33		16:43:49.306	
3 -	34.697	23.098	57.795 (2)	75.24	0.069	16:44:47.101	

P13		25 S/R		Haydon SMITH		Kawasaki ZXR400 - HI-Precision Engineering Ltd	
IDEAL LAP TIME : 57.217		BEST LAP TIME : 57.217		DIFFERENCE : 0.000			
LAP	SECTOR 1	SECTOR 2	LAP TIME	MPH	DIFF	TIME OF DAY	
1 -		23.564	1:05.473	66.41	8.256	16:42:52.816	
2 -	34.833	23.103	57.936 (2)	75.05	0.719	16:43:50.752	
3 -	34.531	22.686	57.217 (1)	76.00		16:44:47.969	

P14		351 S		Sam DIGBY-BAKER		Kawasaki ZXR400 -	
IDEAL LAP TIME : 57.151		BEST LAP TIME : 57.241		DIFFERENCE : 0.090			
LAP	SECTOR 1	SECTOR 2	LAP TIME	MPH	DIFF	TIME OF DAY	
1 -		23.461	1:05.994	65.89	8.753	16:42:53.337	
2 -	35.004	22.886	57.890 (2)	75.11	0.649	16:43:51.227	
3 -	34.491	22.750	57.241 (1)	75.97		16:44:48.468	

BMCRC - MRO Championships 2022 - Rnd 1 @ Brands Hatch Indy

EDlasia Formula 400 & Blue Haze GP

RACE 13 - SECTOR ANALYSIS



SECTOR 1 = FL to I1, SECTOR 2 = I1 to FL, DIFF = Difference To Personal Best Lap, P = Crossed Finish Line in Pit Lane, D = Time Disallowed

P15 70 S		Andrew BURSCOUGH		Yamaha YPVS 350 - Apollo/Merlin/Abbey/Martitanium		
IDEAL LAP TIME : 58.058		BEST LAP TIME : 58.243		DIFFERENCE : 0.185		
LAP	SECTOR 1	SECTOR 2	LAP TIME	MPH	DIFF	TIME OF DAY
1 -		23.175	1:04.896	67.00	6.653	16:42:52.239
2 -	36.254	23.270	59.524 (2)	73.05	1.281	16:43:51.763
3 -	34.883	23.360	58.243 (1)	74.66		16:44:50.006

P16 68		Andrew Finlay HOWE		Kawasaki ZXR400L - Finlay Howe Ltd		
IDEAL LAP TIME : 57.744		BEST LAP TIME : 58.054		DIFFERENCE : 0.310		
LAP	SECTOR 1	SECTOR 2	LAP TIME	MPH	DIFF	TIME OF DAY
1 -		23.886	1:06.679	65.21	8.625	16:42:54.022
2 -	35.312	22.782	58.094 (2)	74.85	0.040	16:43:52.116
3 -	34.962	23.092	58.054 (1)	74.90		16:44:50.170

P17 3 GP		Tom BARRETT		Honda RS250 - The Two Stroke Workshop		
IDEAL LAP TIME : 57.176		BEST LAP TIME : 57.176		DIFFERENCE : 0.000		
LAP	SECTOR 1	SECTOR 2	LAP TIME	MPH	DIFF	TIME OF DAY
1 -		22.969	1:05.190	66.70	8.014	16:42:52.533
2 -	37.121	23.438	1:00.559 (2)	71.80	3.383	16:43:53.092
3 -	34.377	22.799	57.176 (1)	76.05		16:44:50.268

P18 125 S		Steve HIGERTY		Yamaha TZR250 - Yellow House/Cambridge MC's		
IDEAL LAP TIME : 59.005		BEST LAP TIME : 59.368		DIFFERENCE : 0.363		
LAP	SECTOR 1	SECTOR 2	LAP TIME	MPH	DIFF	TIME OF DAY
1 -		23.581	1:07.762	64.17	8.394	16:42:55.105
2 -	36.659	23.364	1:00.023 (2)	72.44	0.655	16:43:55.128
3 -	35.641	23.727	59.368 (1)	73.24		16:44:54.496

P19 119		James O'MARA		Kawasaki NINJA 300 - BRP Machining Ltd		
IDEAL LAP TIME : 59.498		BEST LAP TIME : 59.498		DIFFERENCE : 0.000		
LAP	SECTOR 1	SECTOR 2	LAP TIME	MPH	DIFF	TIME OF DAY
1 -		24.224	1:08.229	63.73	8.731	16:42:55.572
2 -	36.020	23.882	59.902 (2)	72.59	0.404	16:43:55.474
3 -	35.674	23.824	59.498 (1)	73.08		16:44:54.972

P20 32		Conor MURRAY		Kawasaki NINJA 300 -		
IDEAL LAP TIME : 59.921		BEST LAP TIME : 1:00.035		DIFFERENCE : 0.114		
LAP	SECTOR 1	SECTOR 2	LAP TIME	MPH	DIFF	TIME OF DAY
1 -		24.340	1:08.870	63.14	8.835	16:42:56.213
2 -	35.810	24.225	1:00.035 (1)	72.43		16:43:56.248
3 -	35.696	24.430	1:00.126 (2)	72.32	0.091	16:44:56.374

P21 151 S		Nick SMITH		Kawasaki KR-1S - Hi-Precision Engineering Ltd		
IDEAL LAP TIME : 59.996		BEST LAP TIME : 59.996		DIFFERENCE : 0.000		
LAP	SECTOR 1	SECTOR 2	LAP TIME	MPH	DIFF	TIME OF DAY
1 -		24.219	1:08.957	63.06	8.961	16:42:56.300
2 -	36.371	23.794	1:00.165 (2)	72.27	0.169	16:43:56.465
3 -	36.204	23.792	59.996 (1)	72.48		16:44:56.461

P22 97 S		Nicholas TAIG		Honda VFR400 NC30 - RST, Bell Helmets UK		
IDEAL LAP TIME : 59.838		BEST LAP TIME : 59.838		DIFFERENCE : 0.000		
LAP	SECTOR 1	SECTOR 2	LAP TIME	MPH	DIFF	TIME OF DAY
1 -		24.095	1:09.158	62.87	9.320	16:42:56.501
2 -	36.661	23.794	1:00.455 (2)	71.93	0.617	16:43:56.956
3 -	36.171	23.667	59.838 (1)	72.67		16:44:56.794

BMCRC - MRO Championships 2022 - Rnd 1 @ Brands Hatch Indy

EDlasia Formula 400 & Blue Haze GP

RACE 13 - SECTOR ANALYSIS



SECTOR 1 = FL to I1, SECTOR 2 = I1 to FL, DIFF = Difference To Personal Best Lap, P = Crossed Finish Line in Pit Lane, D = Time Disallowed

P23 88 GP		George PRINOS		Yamaha TZ250 - KAPPA PLANNING LTD		
IDEAL LAP TIME : 1:00.774		BEST LAP TIME : 1:00.774		DIFFERENCE : 0.000		
LAP	SECTOR 1	SECTOR 2	LAP TIME	MPH	DIFF	TIME OF DAY
1 -		25.063	1:11.625	60.71	10.851	16:42:58.968
2 -	37.102	24.723	1:01.825 (2)	70.33	1.051	16:44:00.793
3 -	36.328	24.446	1:00.774 (1)	71.55		16:45:01.567

P24 24 S		Harley GODZISZ		Honda NC30 - Kamper Security		
IDEAL LAP TIME : 1:01.476		BEST LAP TIME : 1:01.476		DIFFERENCE : 0.000		
LAP	SECTOR 1	SECTOR 2	LAP TIME	MPH	DIFF	TIME OF DAY
1 -		25.147	1:11.453	60.85	9.977	16:42:58.796
2 -	37.075	24.978	1:02.053 (2)	70.07	0.577	16:44:00.849
3 -	36.965	24.511	1:01.476 (1)	70.73		16:45:02.325

P25 15 S		Julian DAWE		Honda RVF400 - EM Acoustics		
IDEAL LAP TIME : 1:05.714		BEST LAP TIME : 1:05.714		DIFFERENCE : 0.000		
LAP	SECTOR 1	SECTOR 2	LAP TIME	MPH	DIFF	TIME OF DAY
1 -		25.753	1:13.606	59.07	7.892	16:43:00.949
2 -	40.285	25.874	1:06.159 (2)	65.72	0.445	16:44:07.108
3 -	39.974	25.740	1:05.714 (1)	66.17		16:45:12.822

P26 82 GP		Mark DAVALL		Yamaha TZ 250 J -		
IDEAL LAP TIME : 1:10.476		BEST LAP TIME : 1:10.476		DIFFERENCE : 0.000		
LAP	SECTOR 1	SECTOR 2	LAP TIME	MPH	DIFF	TIME OF DAY
1 -		28.079	1:20.330	54.13	9.854	16:43:07.673
2 -	42.428	28.048	1:10.476 (1)	61.70		16:44:18.149
3 -	42.688	28.118	1:10.806 (2)	61.41	0.330	16:45:28.955

P27 60 GP		Daniel GOUGH		Yamaha TZ 250 - G Force Motorcycles		
IDEAL LAP TIME : 57.896		BEST LAP TIME : 58.176		DIFFERENCE : 0.280		
LAP	SECTOR 1	SECTOR 2	LAP TIME	MPH	DIFF	TIME OF DAY
1 -		23.322	1:06.145	65.74	7.969	16:42:53.488
2 -	35.380	22.921	58.301 (2)	74.58	0.125	16:43:51.789
3 -	34.975	23.201	58.176 (1)	74.74		16:44:49.965

BMCRC - MRO Championships 2022 - Rnd 1 @ Brands Hatch Indy

EDlasia Formula 400 & Blue Haze GP

RACE 13 - BEST SECTORS

SECTOR 1			SECTOR 2			IDEAL / BEST COMPARISON						
POS	NO	NAME	TIME	NO	NAME	TIME	POS	NO	NAME	IDEAL	BEST	DIFF
									PERFECT LAP	53.466		
1	31	JONES	32.218	8	ATKINSON	21.248	1	8	ATKINSON	53.542	53.694	0.152
2	7	DUNN	32.291	7	DUNN	21.363	2	7	DUNN	53.654	53.654	0.000
3	8	ATKINSON	32.294	48	WELSH	21.399	3	48	WELSH	53.716	53.748	0.032
4	48	WELSH	32.317	31	JONES	21.557	4	31	JONES	53.775	53.775	0.000
5	193	HARDIE	32.341	193	HARDIE	21.574	5	193	HARDIE	53.915	53.915	0.000
6	196	KIRSCH	32.993	11	MACHARD	21.621	6	196	KIRSCH	55.123	55.151	0.028
7	0	TOLAND	33.156	1	SEATH	21.812	7	0	TOLAND	55.124	55.173	0.049
8	64	ELLIS	33.361	64	ELLIS	21.846	8	64	ELLIS	55.207	55.208	0.001
9	1	SEATH	33.411	0	TOLAND	21.968	9	1	SEATH	55.223	55.223	0.000
10	11	MACHARD	33.724	196	KIRSCH	22.130	10	11	MACHARD	55.345	55.648	0.303
11	3	BARRETT	34.377	351	DIGBY-BAKER	22.660	11	351	DIGBY-BAKER	57.151	57.241	0.090
12	351	DIGBY-BAKER	34.491	25	SMITH	22.686	12	3	BARRETT	57.176	57.176	0.000
13	25	SMITH	34.531	68	HOWE	22.782	13	25	SMITH	57.217	57.217	0.000
14	222	EPPS	34.697	3	BARRETT	22.799	14	222	EPPS	57.516	57.726	0.210
15	70	BURSCOUGH	34.883	222	EPPS	22.819	15	68	HOWE	57.744	58.054	0.310
16	68	HOWE	34.962	60	GOUGH	22.921	16	60	GOUGH	57.896	58.176	0.280
17	60	GOUGH	34.975	70	BURSCOUGH	23.175	17	70	BURSCOUGH	58.058	58.243	0.185
18	125	HIGERTY	35.641	125	HIGERTY	23.364	18	125	HIGERTY	59.005	59.368	0.363
19	119	O'MARA	35.674	97	TAIG	23.667	19	119	O'MARA	59.498	59.498	0.000
20	32	MURRAY	35.696	151	SMITH	23.792	20	97	TAIG	59.838	59.838	0.000
21	97	TAIG	36.171	119	O'MARA	23.824	21	32	MURRAY	59.921	1:00.035	0.114
22	151	SMITH	36.204	32	MURRAY	24.225	22	151	SMITH	59.996	59.996	0.000
23	88	PRINOS	36.328	88	PRINOS	24.446	23	88	PRINOS	1:00.774	1:00.774	0.000
24	24	GODZISZ	36.965	24	GODZISZ	24.511	24	24	GODZISZ	1:01.476	1:01.476	0.000
25	15	DAWE	39.974	15	DAWE	25.740	25	15	DAWE	1:05.714	1:05.714	0.000
26	82	DAVALL	42.428	82	DAVALL	28.048	26	82	DAVALL	1:10.476	1:10.476	0.000
27							27	74	SMART-WEEDEN		53.791	

BMCRC - MRO Championships 2022 - Rnd 1 @ Brands Hatch Indy

EDlasia Formula 400 & Blue Haze GP

RACE 13 - STATISTICS

Competitors Started 27
Planned Start 2022-03-12 @ 16:05:00.000
Actual Start 2022-03-12 @ 16:41:47.342
Finish Time
Track Length 1.2079mi.
Total Laps 92
Total Distance Covered 111.1309mi.

Session Fastest Lap History

NO	CL	NAME	LAP TIME	TIME OF DAY	LAP	VEHICLE
7	GP	Bruce DUNN	54.381	16:43:41.191	2	Yamaha TZ250
8	GP	Phil ATKINSON	53.784	16:43:41.570	2	Yamaha TZ350
48		Richie WELSH	53.748	16:44:36.829	3	Yamaha FZR 400 RRSP
7	GP	Bruce DUNN	53.654	16:45:29.178	4	Yamaha TZ250

Session Leader History

NO	CL	NAME	FROM LAP	LAPS LED	DISTANCE	VEHICLE
7	GP	Bruce DUNN	1	4	4.83 miles	Yamaha TZ250

Flag History

TYPE	TIME OF DAY
GREEN	16:41:47.342
RED	16:45:44.448

Flag Statistics

TYPE	COUNT	TOTAL LAPS	TOTAL TIME
Green	1	4	3:57.106
Red	1	0	3:16.178
Safety Car	0	0	0.000
FCY	0	0	0.000

BMCRC - MRO Championships 2022 - Rnd 1 @ Brands Hatch Indy

EDlasia Formula 400 & Blue Haze GP

RACE 13 - STATISTICS

CLASS :

9 Starters

Fastest Lap History

NO	NAME	LAP TIME	TIME OF DAY	LAP	VEHICLE
193	Mikey HARDIE	54.943	16:43:42.987	2	Kawasaki NINJA 400 (JSS)
31	Lewis JONES	54.388	16:43:43.052	2	Kawasaki NINJA 400 (JSS)
48	Richie WELSH	54.075	16:43:43.068	2	Yamaha FZR 400 RRSP
48	Richie WELSH	53.748	16:44:36.829	3	Yamaha FZR 400 RRSP

Leader History

NO	NAME	FROM LAP	LAPS LED	DISTANCE	VEHICLE
74	Finn SMART-WEEDEN	1	1	1.20 miles	Kawasak NINJA 400 (JSS)
193	Mikey HARDIE	2	1	1.20 miles	Kawasaki NINJA 400 (JSS)
48	Richie WELSH	3	2	2.41 miles	Yamaha FZR 400 RRSP

BMCRC - MRO Championships 2022 - Rnd 1 @ Brands Hatch Indy

EDlasia Formula 400 & Blue Haze GP

RACE 13 - STATISTICS

CLASS : S

8 Starters

Fastest Lap History

NO	NAME	LAP TIME	TIME OF DAY	LAP	VEHICLE
222	Matthew EPPS	57.726	16:43:49.335	2	Kawasaki ZXR400
351	Sam DIGBY-BAKER	57.241	16:44:48.495	3	Kawasaki ZXR400

Leader History

NO	NAME	FROM LAP	LAPS LED	DISTANCE	VEHICLE
222	Matthew EPPS	1	3	3.62 miles	Kawasaki ZXR400

BMCRC - MRO Championships 2022 - Rnd 1 @ Brands Hatch Indy

EDlasia Formula 400 & Blue Haze GP

RACE 13 - STATISTICS

CLASS : S/R

1 Starters

Fastest Lap History

NO	NAME	LAP TIME	TIME OF DAY	LAP	VEHICLE
25	Haydon SMITH	57.936	16:43:50.764	2	Kawasaki ZXR400
25	Haydon SMITH	57.217	16:44:47.981	3	Kawasaki ZXR400

Leader History

NO	NAME	FROM LAP	LAPS LED	DISTANCE	VEHICLE
25	Haydon SMITH	1	3	3.62 miles	Kawasaki ZXR400

BMCRC - MRO Championships 2022 - Rnd 1 @ Brands Hatch Indy

EDlasia Formula 400 & Blue Haze GP

RACE 13 - STATISTICS

CLASS : GP

9 Starters

Fastest Lap History

NO	NAME	LAP TIME	TIME OF DAY	LAP	VEHICLE
7	Bruce DUNN	54.381	16:43:41.191	2	Yamaha TZ250
8	Phil ATKINSON	53.784	16:43:41.570	2	Yamaha TZ350
7	Bruce DUNN	53.654	16:45:29.178	4	Yamaha TZ250

Leader History

NO	NAME	FROM LAP	LAPS LED	DISTANCE	VEHICLE
7	Bruce DUNN	1	4	4.83 miles	Yamaha TZ250

BMCRC - MRO Championships 2022 - Rnd 1 @ Brands Hatch Indy



EDlasia Formula 400 & Blue Haze GP



RACE 4 - GRID (12 Laps)

ROW 11	33		32		31	53 Mark WHITING
ROW 10	30	188 Michael STANLEY	29	85 James ROBINSON	28	33 Carl JOHNSTONE
ROW 9		1:10.476	27	82 Mark DAVALL	26	1:05.714 15 Julian DAWE
ROW 8	24	1:00.774 88 George PRINOS	23	1:00.035 32 Conor MURRAY	22	59.996 151 Nick SMITH
ROW 7		59.838	21	97 Nicholas TAIG	20	59.498 119 James O'MARA
ROW 6	18	58.243 70 Andrew BURSCOUGH	17	58.176 60 Daniel GOUGH	16	58.054 68 Andrew Finlay HOWE
ROW 5		57.726	15	222 Matthew EPPS	14	57.241 351 Sam DIGBY-BAKER
ROW 4	12	57.176 3 Tom BARRETT	11	55.648 11 Gael MACHARD	10	55.223 1 James SEATH
ROW 3		55.208	9	64 Phil ELLIS	8	55.173 0 Paul TOLAND
ROW 2	6	53.915 193 Mikey HARDIE	5	53.791 74 Finn SMART-WEEDEN	4	53.775 31 Lewis JONES
ROW 1		53.748	3	48 Richie WELSH	2	53.694 8 Phil ATKINSON
					1	53.654 7 Bruce DUNN
Pole						

Brands Hatch Indy: 1.2079 miles

These results are provisional until the conclusion of any judicial and technical matters.

Clerk Of Course :	Stewards :	Timekeeper : Craig Smith
-------------------	------------	--------------------------

Results can be found at www.tsl-timing.com

Printed - 16:55 Saturday, 12 March 2022



BMCRC - MRO Championships 2022 - Rnd 1 @ Brands Hatch Indy

EDlasia Formula 400 & Blue Haze GP

RACE 4 - CLASSIFICATION



POS	NO	CL	PIC NAME	ENTRY	LAPS	TIME	GAP	DIFF	MPH	BEST	ON
1	7	GP	1 Bruce DUNN	Yamaha TZ250 - Bilstein UK	12	11:31.431			75.47	55.952	3
2	0	GP	2 Paul TOLAND	Yamaha TZ 250 4TW - Kippers keys	12	11:33.912	2.481	2.481	75.20	56.316	3
3	196		1 Jack KIRSCH	Kawasaki NINJA 400 (JSS) - Dad	12	11:34.799	3.368	0.887	75.10	56.518	10
4	74		2 Finn SMART-WEEDEN	Kawasak NINJA 400 (JSS) - Mum and Dad	12	11:34.852	3.421	0.053	75.09	56.599	10
5	193		3 Mikey HARDIE	Kawasaki NINJA 400 (JSS) - 113 Events / Affinity ac	12	11:36.196	4.765	1.344	74.95	56.359	11
6	1		4 James SEATH	Kawasaki ZXR400 L9 - Ovenden Earthmoving	12	11:40.784	9.353	4.588	74.46	56.890	6
7	31		5 Lewis JONES	Kawasaki NINJA 400 (JSS) -	12	11:52.872	21.441	12.088	73.20	57.336	5
8	25	S/R	1 Haydon SMITH	Kawasaki ZXR400 - HI-Precision Engineering Ltd	12	11:53.887	22.456	1.015	73.09	57.564	12
9	11	GP	3 Gael MACHARD	Yamaha 250 TZ 4DP -	12	11:56.153	24.722	2.266	72.86	58.170	11
10	351	S	1 Sam DIGBY-BAKER	Kawasaki ZXR400 -	12	12:06.945	35.514	10.792	71.78	59.052	9
11	48		6 Richie WELSH	Yamaha FZR 400 RRSP - EDEN'S BABY EXPERIE	12	12:08.255	36.824	1.310	71.65	59.133	9
12	64	GP	4 Phil ELLIS	Yamaha TZ250B -	12	12:08.350	36.919	0.095	71.64	59.211	9
13	222	S	2 Matthew EPPS	Kawasaki ZXR400 - M.E Vehicle Repairs	12	12:08.978	37.547	0.628	71.58	58.966	12
14	119		7 James O'MARA	Kawasaki NINJA 300 - BRP Machining Ltd	12	12:17.273	45.842	8.295	70.77	59.836	9
15	151	S	3 Nick SMITH	Kawasaki KR-1S - HI-Precision Engineering Ltd	11	11:39.159	1 Lap	1 Lap	68.41	1:01.790	9
16	125	S	4 Steve HIGERTY	Yamaha TZR250 - Yellow House/Cambridge MC's	11	11:39.191	1 Lap	0.032	68.41	1:01.356	11
17	97	S	5 Nicholas TAIG	Honda VFR400 NC30 - RST, Bell Helmets UK	11	11:42.921	1 Lap	3.730	68.05	1:02.395	9

NOT CLASSIFIED

DNF	3	GP	Tom BARRETT	Honda RS250 - The Two Stroke Workshop	0
DNF	70	S	Andrew BURSCOUGH	Yamaha YPVS 350 - Apollo/Merlin/Abbey/Martianiur	0
DNF	33	S	Carl JOHNSTONE	Yamaha FZR400RR - EDlasia	0

FASTEST LAP

7	GP	Bruce DUNN	Yamaha TZ250 - Bilstein UK	3	55.952	77.72 mph	125.07 kph
193		Mikey HARDIE	Kawasaki NINJA 400 (JSS) - 113 Events / Affinity ac	11	56.359	77.15 mph	124.17 kph
25	S/R	Haydon SMITH	Kawasaki ZXR400 - HI-Precision Engineering Ltd	12	57.564	75.54 mph	121.57 kph
222	S	Matthew EPPS	Kawasaki ZXR400 - M.E Vehicle Repairs	12	58.966	73.74 mph	118.68 kph

Class GP - 92.5% of Race Speed = 69.80 mph

Class - 92.5% of Race Speed = 69.46 mph

Class S/R - 92.5% of Race Speed = 67.60 mph

Class S - 92.5% of Race Speed = 66.39 mph

Weather / Track : Cloudy / Drying

These results are provisional until the conclusion of any judicial and technical matters.

Race Distance: 12 Laps / 14.49 miles

Brands Hatch Indy: 1.2079 miles

Date: 13/03/2022 Start: 11:27 Finish: 11:39

Clerk Of Course :

Stewards :

Timekeeper : Craig Smith

Results can be found at www.tsl-timing.com

Printed - 11:41 Sunday, 13 March 2022



BMCRC - MRO Championships 2022 - Rnd 1 @ Brands Hatch Indy

EDlasia Formula 400 & Blue Haze GP

RACE 4 - LAP CHART

LAP 1 @ 11:28:45.580

NO	BEHIND	LAP TIME
7		1:02.497
0	0.409	1:02.906
31	1.402	1:03.899
74	1.478	1:03.975
193	2.481	1:04.978
1	3.069	1:05.566
196	3.256	1:05.753
48	3.798	1:06.295
351	4.758	1:07.255
25	4.905	1:07.402
11	4.995	1:07.492
222	5.426	1:07.923
64	6.651	1:09.148
119	6.834	1:09.331
151	8.519	1:11.016
97	8.621	1:11.118
125	9.087	1:11.584

LAP 2 @ 11:29:42.671

NO	BEHIND	LAP TIME
7		57.091
0	0.570	57.252
31	1.848	57.537
74	2.264	57.877
193	3.140	57.750
196	3.348	57.183
1	3.516	57.538
48	5.932	59.225
11	7.981	1:00.077
351	8.103	1:00.436
25	8.303	1:00.489
64	9.379	59.819
222	9.535	1:01.200
119	11.283	1:01.540
151	14.980	1:03.552
97	15.035	1:03.505
125	15.696	1:03.700

LAP 3 @ 11:30:38.623

NO	BEHIND	LAP TIME
7		55.952
0	0.934	56.316
31	3.754	57.858
74	3.845	57.533
196	3.969	56.573
193	4.365	57.177
1	4.486	56.922
48	10.808	1:00.828
11	11.419	59.390
351	12.759	1:00.608
25	12.841	1:00.490
64	12.921	59.494
222	14.579	1:00.996
119	15.824	1:00.493
151	22.478	1:03.450
97	22.629	1:03.546
125	23.147	1:03.403

LAP 4 @ 11:31:35.201

NO	BEHIND	LAP TIME
7		56.578

0	1.036	56.680
196	5.079	57.688
74	5.158	57.891
31	5.268	58.092
1	5.296	57.388
193	5.948	58.161
11	14.824	59.983
48	15.386	1:01.156
25	15.708	59.445
351	16.249	1:00.068
64	16.360	1:00.017
222	18.086	1:00.085
119	19.584	1:00.338
151	28.426	1:02.526
97	28.773	1:02.722
125	29.351	1:02.782

LAP 5 @ 11:32:31.693

NO	BEHIND	LAP TIME
7		56.492
0	1.809	57.265
196	5.352	56.765
74	5.533	56.867
1	6.011	57.207
31	6.112	57.336
193	6.746	57.290
11	17.541	59.209
25	18.904	59.688
48	19.339	1:00.445
351	20.283	1:00.526
64	20.380	1:00.512
222	21.915	1:00.321
119	24.515	1:01.423
151	35.214	1:03.280
97	35.592	1:03.311
125	35.966	1:03.107

LAP 6 @ 11:33:31.204

NO	BEHIND	LAP TIME
7		59.511
0	1.037	58.739
1	3.390	56.890
196	3.508	57.667
74	3.533	57.511
193	5.454	58.219
31	6.773	1:00.172
11	17.511	59.481
25	17.940	58.547
48	20.302	1:00.474
351	20.871	1:00.099
64	21.206	1:00.337
222	23.219	1:00.815
119	26.972	1:01.968
97	38.913	1:02.832
151	40.139	1:04.436
125	40.196	1:03.741

LAP 7 @ 11:34:30.056

NO	BEHIND	LAP TIME
7		58.852
0	0.566	58.381
1	2.431	57.893
196	2.610	57.954
74	2.969	58.288

193	4.584	57.982
31	7.848	59.927
11	17.067	58.408
25	17.636	58.548
351	22.460	1:00.441
48	22.540	1:01.090
64	22.924	1:00.570
222	24.834	1:00.467
119	29.483	1:01.363
97	43.171	1:03.110
151	43.350	1:02.063
125	43.628	1:02.284

LAP 8 @ 11:35:27.631

NO	BEHIND	LAP TIME
7		57.575
0	0.367	57.376
1	2.379	57.523
196	2.778	57.743
74	2.950	57.556
193	4.311	57.302
31	10.377	1:00.104
11	18.086	58.594
25	18.552	58.491
351	24.405	59.520
48	24.591	59.626
64	25.254	59.905
222	26.888	59.629
119	32.307	1:00.399
151	48.465	1:02.690
125	48.724	1:02.671
97	49.063	1:03.467

LAP 9 @ 11:36:24.338

NO	BEHIND	LAP TIME
7		56.707
0	0.762	57.102
196	3.135	57.064
74	3.222	56.979
1	4.055	58.383
193	4.336	56.732
31	13.101	59.431
25	19.780	57.935
11	19.938	58.559
351	26.750	59.052
48	27.017	59.133
64	27.758	59.211
222	29.375	59.194
119	35.436	59.836
151	53.548	1:01.790
125	54.177	1:02.160
97	54.751	1:02.395

LAP 10 @ 11:37:20.978

NO	BEHIND	LAP TIME
7		56.640
0	1.015	56.893
196	3.013	56.518
74	3.181	56.599
193	4.380	56.684
1	5.763	58.348
31	16.269	59.808
25	20.815	57.675
11	21.634	58.336

351	29.332	59.222
48	29.909	59.532
64	30.343	59.225
222	32.405	59.670
119	38.993	1:00.197

LAP 11 @ 11:38:17.891

NO	BEHIND	LAP TIME
7		56.913
0	1.579	57.477
151	1 Lap	1:02.147
196	2.915	56.815
74	2.997	56.729
125	1 Lap	1:02.403
193	3.826	56.359
97	1 Lap	1:03.692
1	7.208	58.358
31	19.037	59.681
25	21.515	57.613
11	22.891	58.170
351	32.508	1:00.089
48	33.358	1:00.362
64	33.497	1:00.067
222	35.204	59.712
119	42.486	1:00.406

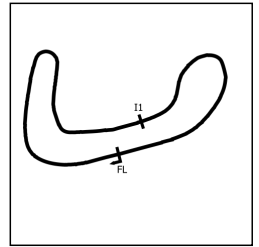
LAP 12 @ 11:39:14.514

NO	BEHIND	LAP TIME
7		56.623
0	2.481	57.525
196	3.368	57.076
74	3.421	57.047
193	4.765	57.562
151	1 Lap	1:02.209
125	1 Lap	1:01.356
1	9.353	58.768
97	1 Lap	1:03.223
31	21.441	59.027
25	22.456	57.564
11	24.722	58.454
351	35.514	59.629
48	36.824	1:00.089
64	36.919	1:00.045
222	37.547	58.966
119	45.842	59.979

BMCRC - MRO Championships 2022 - Rnd 1 @ Brands Hatch Indy

EDlasia Formula 400 & Blue Haze GP

RACE 4 - SECTOR ANALYSIS



SECTOR 1 = FL to I1, SECTOR 2 = I1 to FL, DIFF = Difference To Personal Best Lap, P = Crossed Finish Line in Pit Lane, D = Time Disallowed

P1		7 GP		Bruce DUNN		Yamaha TZ250 - Bilstein UK	
IDEAL LAP TIME : 55.878		BEST LAP TIME : 55.952		DIFFERENCE : 0.074			
LAP	SECTOR 1	SECTOR 2	LAP TIME	MPH	DIFF	TIME OF DAY	
1 -		23.004	1:02.497	69.58	6.545	11:28:45.580	
2 -	34.777	22.314	57.091	76.16	1.139	11:29:42.671	
3 -	33.564	22.388	55.952 (1)	77.72		11:30:38.623	
4 -	34.131	22.447	56.578 (3)	76.86	0.626	11:31:35.201	
5 -	33.873	22.619	56.492 (2)	76.97	0.540	11:32:31.693	
6 -	35.922	23.589	59.511	73.07	3.559	11:33:31.204	
7 -	35.855	22.997	58.852	73.89	2.900	11:34:30.056	
8 -	34.969	22.606	57.575	75.52	1.623	11:35:27.631	
9 -	34.304	22.403	56.707	76.68	0.755	11:36:24.338	
10 -	34.240	22.400	56.640	76.77	0.688	11:37:20.978	
11 -	34.349	22.564	56.913	76.40	0.961	11:38:17.891	
12 -	33.950	22.673	56.623	76.79	0.671	11:39:14.514	

P2		0 GP		Paul TOLAND		Yamaha TZ 250 4TW - Kippers keys	
IDEAL LAP TIME : 56.229		BEST LAP TIME : 56.316		DIFFERENCE : 0.087			
LAP	SECTOR 1	SECTOR 2	LAP TIME	MPH	DIFF	TIME OF DAY	
1 -		22.582	1:02.906	69.12	6.590	11:28:45.989	
2 -	34.668	22.584	57.252	75.95	0.936	11:29:43.241	
3 -	33.872	22.444	56.316 (1)	77.21		11:30:39.557	
4 -	34.055	22.625	56.680 (2)	76.72	0.364	11:31:36.237	
5 -	34.276	22.989	57.265	75.93	0.949	11:32:33.502	
6 -	35.220	23.519	58.739	74.03	2.423	11:33:32.241	
7 -	35.318	23.063	58.381	74.48	2.065	11:34:30.622	
8 -	34.674	22.702	57.376	75.79	1.060	11:35:27.998	
9 -	34.637	22.465	57.102	76.15	0.786	11:36:25.100	
10 -	34.536	22.357	56.893 (3)	76.43	0.577	11:37:21.993	
11 -	34.345	23.132	57.477	75.65	1.161	11:38:19.470	
12 -	34.573	22.952	57.525	75.59	1.209	11:39:16.995	

P3		196		Jack KIRSCH		Kawasaki NINJA 400 (JSS) - Dad	
IDEAL LAP TIME : 56.279		BEST LAP TIME : 56.518		DIFFERENCE : 0.239			
LAP	SECTOR 1	SECTOR 2	LAP TIME	MPH	DIFF	TIME OF DAY	
1 -		23.909	1:05.753	66.13	9.235	11:28:48.836	
2 -	34.229	22.954	57.183	76.04	0.665	11:29:46.019	
3 -	33.734	22.839	56.573 (2)	76.86	0.055	11:30:42.592	
4 -	34.600	23.088	57.688	75.38	1.170	11:31:40.280	
5 -	33.851	22.914	56.765 (3)	76.60	0.247	11:32:37.045	
6 -	34.575	23.092	57.667	75.40	1.149	11:33:34.712	
7 -	34.883	23.071	57.954	75.03	1.436	11:34:32.666	
8 -	35.198	22.545	57.743	75.30	1.225	11:35:30.409	
9 -	34.222	22.842	57.064	76.20	0.546	11:36:27.473	
10 -	33.878	22.640	56.518 (1)	76.94		11:37:23.991	
11 -	33.818	22.997	56.815	76.53	0.297	11:38:20.806	
12 -	34.069	23.007	57.076	76.18	0.558	11:39:17.882	

BMCRC - MRO Championships 2022 - Rnd 1 @ Brands Hatch Indy

EDlasia Formula 400 & Blue Haze GP

RACE 4 - SECTOR ANALYSIS



SECTOR 1 = FL to I1, SECTOR 2 = I1 to FL, DIFF = Difference To Personal Best Lap, P = Crossed Finish Line in Pit Lane, D = Time Disallowed

P4 74		Finn SMART-WEEDEN		Kawasak NINJA 400 (JSS) - Mum and Dad		
IDEAL LAP TIME : 56.294		BEST LAP TIME : 56.599		DIFFERENCE : 0.305		
LAP	SECTOR 1	SECTOR 2	LAP TIME	MPH	DIFF	TIME OF DAY
1 -		23.461	1:03.975	67.97	7.376	11:28:47.058
2 -	34.878	22.999	57.877	75.13	1.278	11:29:44.935
3 -	34.388	23.145	57.533	75.58	0.934	11:30:42.468
4 -	34.919	22.972	57.891	75.11	1.292	11:31:40.359
5 -	34.088	22.779	56.867 (3)	76.46	0.268	11:32:37.226
6 -	34.526	22.985	57.511	75.61	0.912	11:33:34.737
7 -	35.373	22.915	58.288	74.60	1.689	11:34:33.025
8 -	34.971	22.585	57.556	75.55	0.957	11:35:30.581
9 -	34.324	22.655	56.979	76.31	0.380	11:36:27.560
10 -	33.902	22.697	56.599 (1)	76.83		11:37:24.159
11 -	33.709	23.020	56.729 (2)	76.65	0.130	11:38:20.888
12 -	34.084	22.963	57.047	76.22	0.448	11:39:17.935

P5 193		Mikey HARDIE		Kawasaki NINJA 400 (JSS) - 113 Events / Affinity academy		
IDEAL LAP TIME : 56.282		BEST LAP TIME : 56.359		DIFFERENCE : 0.077		
LAP	SECTOR 1	SECTOR 2	LAP TIME	MPH	DIFF	TIME OF DAY
1 -		23.979	1:04.978	66.92	8.619	11:28:48.061
2 -	34.422	23.328	57.750	75.30	1.391	11:29:45.811
3 -	34.295	22.882	57.177	76.05	0.818	11:30:42.988
4 -	34.904	23.257	58.161	74.76	1.802	11:31:41.149
5 -	33.987	23.303	57.290	75.90	0.931	11:32:38.439
6 -	34.932	23.287	58.219	74.69	1.860	11:33:36.658
7 -	35.062	22.920	57.982	74.99	1.623	11:34:34.640
8 -	34.536	22.766	57.302	75.88	0.943	11:35:31.942
9 -	33.964	22.768	56.732 (3)	76.65	0.373	11:36:28.674
10 -	33.987	22.697	56.684 (2)	76.71	0.325	11:37:25.358
11 -	33.585	22.774	56.359 (1)	77.15		11:38:21.717
12 -	34.516	23.046	57.562	75.54	1.203	11:39:19.279

P6 1		James SEATH		Kawasaki ZXR400 L9 - Ovenden Earthmoving		
IDEAL LAP TIME : 56.786		BEST LAP TIME : 56.890		DIFFERENCE : 0.104		
LAP	SECTOR 1	SECTOR 2	LAP TIME	MPH	DIFF	TIME OF DAY
1 -		23.622	1:05.566	66.32	8.676	11:28:48.649
2 -	34.971	22.567	57.538	75.57	0.648	11:29:46.187
3 -	34.350	22.572	56.922 (2)	76.39	0.032	11:30:43.109
4 -	34.619	22.769	57.388	75.77	0.498	11:31:40.497
5 -	34.491	22.716	57.207 (3)	76.01	0.317	11:32:37.704
6 -	34.219	22.671	56.890 (1)	76.43		11:33:34.594
7 -	35.252	22.641	57.893	75.11	1.003	11:34:32.487
8 -	34.662	22.861	57.523	75.59	0.633	11:35:30.010
9 -	35.416	22.967	58.383	74.48	1.493	11:36:28.393
10 -	35.250	23.098	58.348	74.52	1.458	11:37:26.741
11 -	35.236	23.122	58.358	74.51	1.468	11:38:25.099
12 -	35.420	23.348	58.768	73.99	1.878	11:39:23.867

BMCRC - MRO Championships 2022 - Rnd 1 @ Brands Hatch Indy

EDlasia Formula 400 & Blue Haze GP

RACE 4 - SECTOR ANALYSIS



SECTOR 1 = FL to I1, SECTOR 2 = I1 to FL, DIFF = Difference To Personal Best Lap, P = Crossed Finish Line in Pit Lane, D = Time Disallowed

P7 31 Lewis JONES		Kawasaki NINJA 400 (JSS) -				
IDEAL LAP TIME : 57.248		BEST LAP TIME : 57.336		DIFFERENCE : 0.088		
LAP	SECTOR 1	SECTOR 2	LAP TIME	MPH	DIFF	TIME OF DAY
1 -		23.776	1:03.899	68.05	6.563	11:28:46.982
2 -	34.408	23.129	57.537 (2)	75.57	0.201	11:29:44.519
3 -	34.550	23.308	57.858 (3)	75.15	0.522	11:30:42.377
4 -	35.175	22.917	58.092	74.85	0.756	11:31:40.469
5 -	34.496	22.840	57.336 (1)	75.84		11:32:37.805
6 -	36.597	23.575	1:00.172	72.26	2.836	11:33:37.977
7 -	36.177	23.750	59.927	72.56	2.591	11:34:37.904
8 -	36.684	23.420	1:00.104	72.35	2.768	11:35:38.008
9 -	35.627	23.804	59.431	73.17	2.095	11:36:37.439
10 -	36.067	23.741	59.808	72.70	2.472	11:37:37.247
11 -	36.122	23.559	59.681	72.86	2.345	11:38:36.928
12 -	35.559	23.468	59.027	73.67	1.691	11:39:35.955

P8 25 S/R Haydon SMITH		Kawasaki ZXR400 - HI-Precision Engineering Ltd				
IDEAL LAP TIME : 57.431		BEST LAP TIME : 57.564		DIFFERENCE : 0.133		
LAP	SECTOR 1	SECTOR 2	LAP TIME	MPH	DIFF	TIME OF DAY
1 -		24.472	1:07.402	64.51	9.838	11:28:50.485
2 -	36.566	23.923	1:00.489	71.89	2.925	11:29:50.974
3 -	36.475	24.015	1:00.490	71.88	2.926	11:30:51.464
4 -	35.266	24.179	59.445	73.15	1.881	11:31:50.909
5 -	36.299	23.389	59.688	72.85	2.124	11:32:50.597
6 -	35.183	23.364	58.547	74.27	0.983	11:33:49.144
7 -	35.536	23.012	58.548	74.27	0.984	11:34:47.692
8 -	35.164	23.327	58.491	74.34	0.927	11:35:46.183
9 -	34.807	23.128	57.935	75.06	0.371	11:36:44.118
10 -	34.814	22.861	57.675 (3)	75.39	0.111	11:37:41.793
11 -	34.607	23.006	57.613 (2)	75.47	0.049	11:38:39.406
12 -	34.740	22.824	57.564 (1)	75.54		11:39:36.970

P9 11 GP Gael MACHARD		Yamaha 250 TZ 4DP -				
IDEAL LAP TIME : 57.881		BEST LAP TIME : 58.170		DIFFERENCE : 0.289		
LAP	SECTOR 1	SECTOR 2	LAP TIME	MPH	DIFF	TIME OF DAY
1 -		24.236	1:07.492	64.43	9.322	11:28:50.575
2 -	36.297	23.780	1:00.077	72.38	1.907	11:29:50.652
3 -	35.658	23.732	59.390	73.22	1.220	11:30:50.042
4 -	36.342	23.641	59.983	72.49	1.813	11:31:50.025
5 -	35.783	23.426	59.209	73.44	1.039	11:32:49.234
6 -	36.223	23.258	59.481	73.10	1.311	11:33:48.715
7 -	35.456	22.952	58.408 (3)	74.45	0.238	11:34:47.123
8 -	35.545	23.049	58.594	74.21	0.424	11:35:45.717
9 -	35.282	23.277	58.559	74.26	0.389	11:36:44.276
10 -	35.367	22.969	58.336 (2)	74.54	0.166	11:37:42.612
11 -	34.963	23.207	58.170 (1)	74.75		11:38:40.782
12 -	35.536	22.918	58.454	74.39	0.284	11:39:39.236

BMCRC - MRO Championships 2022 - Rnd 1 @ Brands Hatch Indy

EDlasia Formula 400 & Blue Haze GP

RACE 4 - SECTOR ANALYSIS



SECTOR 1 = FL to I1, SECTOR 2 = I1 to FL, DIFF = Difference To Personal Best Lap, P = Crossed Finish Line in Pit Lane, D = Time Disallowed

P10 351 S		Sam DIGBY-BAKER		Kawasaki ZXR400 -		
IDEAL LAP TIME : 58.898		BEST LAP TIME : 59.052		DIFFERENCE : 0.154		
LAP	SECTOR 1	SECTOR 2	LAP TIME	MPH	DIFF	TIME OF DAY
1 -		24.306	1:07.255	64.65	8.203	11:28:50.338
2 -	36.322	24.114	1:00.436	71.95	1.384	11:29:50.774
3 -	36.564	24.044	1:00.608	71.74	1.556	11:30:51.382
4 -	36.180	23.888	1:00.068	72.39	1.016	11:31:51.450
5 -	36.589	23.937	1:00.526	71.84	1.474	11:32:51.976
6 -	36.094	24.005	1:00.099	72.35	1.047	11:33:52.075
7 -	36.674	23.767	1:00.441	71.94	1.389	11:34:52.516
8 -	35.906	23.614	59.520 (3)	73.06	0.468	11:35:52.036
9 -	35.284	23.768	59.052 (1)	73.64		11:36:51.088
10 -	35.471	23.751	59.222 (2)	73.42	0.170	11:37:50.310
11 -	35.898	24.191	1:00.089	72.36	1.037	11:38:50.399
12 -	35.617	24.012	59.629	72.92	0.577	11:39:50.028

P11 48		Richie WELSH		Yamaha FZR 400 RRSP - EDEN'S BABY EXPERIENCES/ PETI		
IDEAL LAP TIME : 59.107		BEST LAP TIME : 59.133		DIFFERENCE : 0.026		
LAP	SECTOR 1	SECTOR 2	LAP TIME	MPH	DIFF	TIME OF DAY
1 -		23.817	1:06.295	65.59	7.162	11:28:49.378
2 -	35.671	23.554	59.225 (2)	73.42	0.092	11:29:48.603
3 -	36.869	23.959	1:00.828	71.49	1.695	11:30:49.431
4 -	37.039	24.117	1:01.156	71.10	2.023	11:31:50.587
5 -	37.009	23.436	1:00.445	71.94	1.312	11:32:51.032
6 -	36.619	23.855	1:00.474	71.90	1.341	11:33:51.506
7 -	37.456	23.634	1:01.090	71.18	1.957	11:34:52.596
8 -	35.996	23.630	59.626	72.93	0.493	11:35:52.222
9 -	35.691	23.442	59.133 (1)	73.53		11:36:51.355
10 -	35.856	23.676	59.532 (3)	73.04	0.399	11:37:50.887
11 -	36.408	23.954	1:00.362	72.04	1.229	11:38:51.249
12 -	36.239	23.850	1:00.089	72.36	0.956	11:39:51.338

P12 64 GP		Phil ELLIS		Yamaha TZ250B -		
IDEAL LAP TIME : 58.503		BEST LAP TIME : 59.211		DIFFERENCE : 0.708		
LAP	SECTOR 1	SECTOR 2	LAP TIME	MPH	DIFF	TIME OF DAY
1 -		24.198	1:09.148	62.88	9.937	11:28:52.231
2 -	36.483	23.336	59.819	72.69	0.608	11:29:52.050
3 -	35.680	23.814	59.494 (3)	73.09	0.283	11:30:51.544
4 -	36.509	23.508	1:00.017	72.45	0.806	11:31:51.561
5 -	36.853	23.659	1:00.512	71.86	1.301	11:32:52.073
6 -	36.793	23.544	1:00.337	72.07	1.126	11:33:52.410
7 -	36.735	23.835	1:00.570	71.79	1.359	11:34:52.980
8 -	36.685	23.220	59.905	72.59	0.694	11:35:52.885
9 -	36.362	22.849	59.211 (1)	73.44		11:36:52.096
10 -	35.654	23.571	59.225 (2)	73.42	0.014	11:37:51.321
11 -	36.535	23.532	1:00.067	72.39	0.856	11:38:51.388
12 -	36.519	23.526	1:00.045	72.42	0.834	11:39:51.433

BMCRC - MRO Championships 2022 - Rnd 1 @ Brands Hatch Indy

EDlasia Formula 400 & Blue Haze GP

RACE 4 - SECTOR ANALYSIS



SECTOR 1 = FL to I1, SECTOR 2 = I1 to FL, DIFF = Difference To Personal Best Lap, P = Crossed Finish Line in Pit Lane, D = Time Disallowed

P13 222 S		Matthew EPPS		Kawasaki ZXR400 - M.E Vehicle Repairs			
IDEAL LAP TIME : 58.827		BEST LAP TIME : 58.966		DIFFERENCE : 0.139			
LAP	SECTOR 1	SECTOR 2	LAP TIME	MPH	DIFF	TIME OF DAY	
1 -		24.072	1:07.923	64.02	8.957	11:28:51.006	
2 -	36.790	24.410	1:01.200	71.05	2.234	11:29:52.206	
3 -	36.902	24.094	1:00.996	71.29	2.030	11:30:53.202	
4 -	36.334	23.751	1:00.085	72.37	1.119	11:31:53.287	
5 -	36.502	23.819	1:00.321	72.09	1.355	11:32:53.608	
6 -	36.795	24.020	1:00.815	71.50	1.849	11:33:54.423	
7 -	36.904	23.563	1:00.467	71.91	1.501	11:34:54.890	
8 -	36.073	23.556	59.629 (3)	72.92	0.663	11:35:54.519	
9 -	35.767	23.427	59.194 (2)	73.46	0.228	11:36:53.713	
10 -	35.769	23.901	59.670	72.87	0.704	11:37:53.383	
11 -	35.977	23.735	59.712	72.82	0.746	11:38:53.095	
12 -	35.400	23.566	58.966 (1)	73.74		11:39:52.061	

P14 119		James O'MARA		Kawasaki NINJA 300 - BRP Machining Ltd			
IDEAL LAP TIME : 59.836		BEST LAP TIME : 59.836		DIFFERENCE : 0.000			
LAP	SECTOR 1	SECTOR 2	LAP TIME	MPH	DIFF	TIME OF DAY	
1 -		24.788	1:09.331	62.72	9.495	11:28:52.414	
2 -	37.054	24.486	1:01.540	70.66	1.704	11:29:53.954	
3 -	36.152	24.341	1:00.493	71.88	0.657	11:30:54.447	
4 -	36.073	24.265	1:00.338	72.07	0.502	11:31:54.785	
5 -	36.556	24.867	1:01.423	70.79	1.587	11:32:56.208	
6 -	37.220	24.748	1:01.968	70.17	2.132	11:33:58.176	
7 -	36.963	24.400	1:01.363	70.86	1.527	11:34:59.539	
8 -	36.097	24.302	1:00.399	71.99	0.563	11:35:59.938	
9 -	35.725	24.111	59.836 (1)	72.67		11:36:59.774	
10 -	35.992	24.205	1:00.197 (3)	72.23	0.361	11:37:59.971	
11 -	35.913	24.493	1:00.406	71.98	0.570	11:39:00.377	
12 -	35.839	24.140	59.979 (2)	72.50	0.143	11:40:00.356	

P15 151 S		Nick SMITH		Kawasaki KR-1S - Hi-Precision Engineering Ltd			
IDEAL LAP TIME : 1:01.766		BEST LAP TIME : 1:01.790		DIFFERENCE : 0.024			
LAP	SECTOR 1	SECTOR 2	LAP TIME	MPH	DIFF	TIME OF DAY	
1 -		25.942	1:11.016	61.23	9.226	11:28:54.099	
2 -	38.114	25.438	1:03.552	68.42	1.762	11:29:57.651	
3 -	38.082	25.368	1:03.450	68.53	1.660	11:31:01.101	
4 -	37.692	24.834	1:02.526	69.54	0.736	11:32:03.627	
5 -	38.294	24.986	1:03.280	68.72	1.490	11:33:06.907	
6 -	39.360	25.076	1:04.436	67.48	2.646	11:34:11.343	
7 -	37.581	24.482	1:02.063 (2)	70.06	0.273	11:35:13.406	
8 -	37.918	24.772	1:02.690	69.36	0.900	11:36:16.096	
9 -	37.355	24.435	1:01.790 (1)	70.37		11:37:17.886	
10 -	37.710	24.437	1:02.147 (3)	69.97	0.357	11:38:20.033	
11 -	37.331	24.878	1:02.209	69.90	0.419	11:39:22.242	

P16 125 S		Steve HIGERTY		Yamaha TZR250 - Yellow House/Cambridge MC's			
IDEAL LAP TIME : 1:00.939		BEST LAP TIME : 1:01.356		DIFFERENCE : 0.417			
LAP	SECTOR 1	SECTOR 2	LAP TIME	MPH	DIFF	TIME OF DAY	
1 -		25.176	1:11.584	60.74	10.228	11:28:54.667	
2 -	38.254	25.446	1:03.700	68.26	2.344	11:29:58.367	
3 -	37.847	25.556	1:03.403	68.58	2.047	11:31:01.770	
4 -	38.262	24.520	1:02.782	69.26	1.426	11:32:04.552	
5 -	38.207	24.900	1:03.107	68.90	1.751	11:33:07.659	
6 -	38.763	24.978	1:03.741	68.22	2.385	11:34:11.400	
7 -	38.024	24.260	1:02.284 (3)	69.81	0.928	11:35:13.684	
8 -	37.882	24.789	1:02.671	69.38	1.315	11:36:16.355	
9 -	37.361	24.799	1:02.160 (2)	69.95	0.804	11:37:18.515	
10 -	37.432	24.971	1:02.403	69.68	1.047	11:38:20.918	
11 -	36.679	24.677	1:01.356 (1)	70.87		11:39:22.274	

BMCRC - MRO Championships 2022 - Rnd 1 @ Brands Hatch Indy

EDlasia Formula 400 & Blue Haze GP

RACE 4 - SECTOR ANALYSIS



SECTOR 1 = FL to I1, SECTOR 2 = I1 to FL, DIFF = Difference To Personal Best Lap, P = Crossed Finish Line in Pit Lane, D = Time Disallowed

P17 97 S Nicholas TAIG			Honda VFR400 NC30 - RST, Bell Helmets UK			
IDEAL LAP TIME : 1:02.395		BEST LAP TIME : 1:02.395		DIFFERENCE : 0.000		
LAP	SECTOR 1	SECTOR 2	LAP TIME	MPH	DIFF	TIME OF DAY
1 -		25.888	1:11.118	61.14	8.723	11:28:54.201
2 -	38.303	25.202	1:03.505	68.47	1.110	11:29:57.706
3 -	38.194	25.352	1:03.546	68.43	1.151	11:31:01.252
4 -	37.830	24.892	1:02.722 (2)	69.33	0.327	11:32:03.974
5 -	38.226	25.085	1:03.311	68.68	0.916	11:33:07.285
6 -	38.119	24.713	1:02.832 (3)	69.21	0.437	11:34:10.117
7 -	38.241	24.869	1:03.110	68.90	0.715	11:35:13.227
8 -	38.701	24.766	1:03.467	68.51	1.072	11:36:16.694
9 -	37.684	24.711	1:02.395 (1)	69.69		11:37:19.089
10 -	37.987	25.705	1:03.692	68.27	1.297	11:38:22.781
11 -	38.008	25.215	1:03.223	68.78	0.828	11:39:26.004

BMCRC - MRO Championships 2022 - Rnd 1 @ Brands Hatch Indy

EDlasia Formula 400 & Blue Haze GP

RACE 4 - BEST SECTORS

SECTOR 1			SECTOR 2			IDEAL / BEST COMPARISON						
POS	NO	NAME	TIME	NO	NAME	TIME	POS	NO	NAME	IDEAL	BEST	DIFF
									PERFECT LAP	55.878		
1	7	DUNN	33.564	7	DUNN	22.314	1	7	DUNN	55.878	55.952	0.074
2	193	HARDIE	33.585	0	TOLAND	22.357	2	0	TOLAND	56.229	56.316	0.087
3	74	SMART-WEEDEN	33.709	196	KIRSCH	22.545	3	196	KIRSCH	56.279	56.518	0.239
4	196	KIRSCH	33.734	1	SEATH	22.567	4	193	HARDIE	56.282	56.359	0.077
5	0	TOLAND	33.872	74	SMART-WEEDEN	22.585	5	74	SMART-WEEDEN	56.294	56.599	0.305
6	1	SEATH	34.219	193	HARDIE	22.697	6	1	SEATH	56.786	56.890	0.104
7	31	JONES	34.408	25	SMITH	22.824	7	31	JONES	57.248	57.336	0.088
8	25	SMITH	34.607	31	JONES	22.840	8	25	SMITH	57.431	57.564	0.133
9	11	MACHARD	34.963	64	ELLIS	22.849	9	11	MACHARD	57.881	58.170	0.289
10	351	DIGBY-BAKER	35.284	11	MACHARD	22.918	10	64	ELLIS	58.503	59.211	0.708
11	222	EPPS	35.400	222	EPPS	23.427	11	222	EPPS	58.827	58.966	0.139
12	64	ELLIS	35.654	48	WELSH	23.436	12	351	DIGBY-BAKER	58.898	59.052	0.154
13	48	WELSH	35.671	351	DIGBY-BAKER	23.614	13	48	WELSH	59.107	59.133	0.026
14	119	O'MARA	35.725	119	O'MARA	24.111	14	119	O'MARA	59.836	59.836	0.000
15	125	HIGERTY	36.679	125	HIGERTY	24.260	15	125	HIGERTY	1:00.939	1:01.356	0.417
16	151	SMITH	37.331	151	SMITH	24.435	16	151	SMITH	1:01.766	1:01.790	0.024
17	97	TAIG	37.684	97	TAIG	24.711	17	97	TAIG	1:02.395	1:02.395	0.000
18												
19												
20												

BMCRC - MRO Championships 2022 - Rnd 1 @ Brands Hatch Indy

EDlasia Formula 400 & Blue Haze GP

RACE 4 - STATISTICS

Competitors Started 17
Planned Start 2022-03-13 @ 11:25:00.000
Actual Start 2022-03-13 @ 11:27:43.082
Finish Time 2022-03-13 @ 11:39:14.513
Track Length 1.2079mi.
Total Laps 201
Total Distance Covered 242.7970mi.

Session Fastest Lap History

NO	CL	NAME	LAP TIME	TIME OF DAY	LAP	VEHICLE
7	GP	Bruce DUNN	57.091	11:29:42.677	2	Yamaha TZ250
7	GP	Bruce DUNN	55.952	11:30:38.646	3	Yamaha TZ250

Session Leader History

NO	CL	NAME	FROM LAP	LAPS LED	DISTANCE	VEHICLE
7	GP	Bruce DUNN	1	12	14.49 miles	Yamaha TZ250

Flag History

TYPE	TIME OF DAY
GREEN	11:27:43.082
FINISH	11:39:14.513

Flag Statistics

TYPE	COUNT	TOTAL LAPS	TOTAL TIME
Green	1	12	12:27.159
Red	0	0	0.000
Safety Car	0	0	0.000
FCY	0	0	0.000

BMCRC - MRO Championships 2022 - Rnd 1 @ Brands Hatch Indy

EDlasia Formula 400 & Blue Haze GP

RACE 4 - STATISTICS

CLASS :

7 Starters

Fastest Lap History

NO	NAME	LAP TIME	TIME OF DAY	LAP	VEHICLE
31	Lewis JONES	57.537	11:29:44.553	2	Kawasaki NINJA 400 (JSS)
196	Jack KIRSCH	57.183	11:29:46.048	2	Kawasaki NINJA 400 (JSS)
196	Jack KIRSCH	56.573	11:30:42.621	3	Kawasaki NINJA 400 (JSS)
196	Jack KIRSCH	56.518	11:37:24.022	10	Kawasaki NINJA 400 (JSS)
193	Mikey HARDIE	56.359	11:38:21.746	11	Kawasaki NINJA 400 (JSS)

Leader History

NO	NAME	FROM LAP	LAPS LED	DISTANCE	VEHICLE
31	Lewis JONES	1	3	3.62 miles	Kawasaki NINJA 400 (JSS)
196	Jack KIRSCH	4	2	2.41 miles	Kawasaki NINJA 400 (JSS)
1	James SEATH	6	3	3.62 miles	Kawasaki ZXR400 L9
196	Jack KIRSCH	9	4	4.83 miles	Kawasaki NINJA 400 (JSS)

BMCRC - MRO Championships 2022 - Rnd 1 @ Brands Hatch Indy

EDlasia Formula 400 & Blue Haze GP

RACE 4 - STATISTICS

CLASS : S

5 Starters

Fastest Lap History

NO	NAME	LAP TIME	TIME OF DAY	LAP	VEHICLE
351	Sam DIGBY-BAKER	1:00.436	11:29:50.802	2	Kawasaki ZXR400
351	Sam DIGBY-BAKER	1:00.068	11:31:51.477	4	Kawasaki ZXR400
351	Sam DIGBY-BAKER	59.520	11:35:52.063	8	Kawasaki ZXR400
351	Sam DIGBY-BAKER	59.052	11:36:51.116	9	Kawasaki ZXR400
222	Matthew EPPS	58.966	11:39:52.090	12	Kawasaki ZXR400

Leader History

NO	NAME	FROM LAP	LAPS LED	DISTANCE	VEHICLE
351	Sam DIGBY-BAKER	1	12	14.49 miles	Kawasaki ZXR400

BMCRC - MRO Championships 2022 - Rnd 1 @ Brands Hatch Indy

EDlasia Formula 400 & Blue Haze GP

RACE 4 - STATISTICS

CLASS : S/R

1 Starters

Fastest Lap History

NO	NAME	LAP TIME	TIME OF DAY	LAP	VEHICLE
25	Haydon SMITH	1:00.489	11:29:50.985	2	Kawasaki ZXR400
25	Haydon SMITH	59.445	11:31:50.920	4	Kawasaki ZXR400
25	Haydon SMITH	58.547	11:33:49.155	6	Kawasaki ZXR400
25	Haydon SMITH	58.491	11:35:46.195	8	Kawasaki ZXR400
25	Haydon SMITH	57.935	11:36:44.129	9	Kawasaki ZXR400
25	Haydon SMITH	57.675	11:37:41.804	10	Kawasaki ZXR400
25	Haydon SMITH	57.613	11:38:39.418	11	Kawasaki ZXR400
25	Haydon SMITH	57.564	11:39:36.982	12	Kawasaki ZXR400

Leader History

NO	NAME	FROM LAP	LAPS LED	DISTANCE	VEHICLE
25	Haydon SMITH	1	12	14.49 miles	Kawasaki ZXR400

BMCRC - MRO Championships 2022 - Rnd 1 @ Brands Hatch Indy

EDlasia Formula 400 & Blue Haze GP

RACE 4 - STATISTICS

CLASS : GP

4 Starters

Fastest Lap History

NO	NAME	LAP TIME	TIME OF DAY	LAP	VEHICLE
7	Bruce DUNN	57.091	11:29:42.677	2	Yamaha TZ250
7	Bruce DUNN	55.952	11:30:38.646	3	Yamaha TZ250

Leader History

NO	NAME	FROM LAP	LAPS LED	DISTANCE	VEHICLE
7	Bruce DUNN	1	12	14.49 miles	Yamaha TZ250

BMCRC - MRO Championships 2022 - Rnd 1 @ Brands Hatch Indy

EDlasia Formula 400 & Blue Haze GP

RACE 14 - GRID (12 Laps)



ROW 10	30	188	Michael STANLEY	29	85	James ROBINSON	28	82	Mark DAVALL	
ROW 9		27	15	Julian DAWE	26	24	Harley GODZISZ	25	88	George PRINOS
ROW 8	24	32	Conor MURRAY	23	60	Daniel GOUGH	22	68	Andrew Finlay HOWE	
ROW 7		21	8	Phil ATKINSON	20	33	Carl JOHNSTONE	19	70	Andrew BURSCOUGH
ROW 6	18	3	Tom BARRETT	17	97	Nicholas TAIG	16	151	Nick SMITH	
ROW 5		15	125	Steve HIGERTY	14	119	James O'MARA	13	64	Phil ELLIS
ROW 4	12	48	Richie WELSH	11	351	Sam DIGBY-BAKER	10	222	Matthew EPPS	
ROW 3		9	11	Gael MACHARD	8	25	Haydon SMITH	7	31	Lewis JONES
ROW 2	6	1	James SEATH	5	74	Finn SMART-WEEDEN	4	196	Jack KIRSCH	
ROW 1		3	193	Mikey HARDIE	2	0	Paul TOLAND	1	7	Bruce DUNN
									Pole	

Brands Hatch Indy: 1.2079 miles

These results are provisional until the conclusion of any judicial and technical matters.

Clerk Of Course :	Stewards :	Timekeeper : Craig Smith
-------------------	------------	--------------------------

Results can be found at www.tsl-timing.com

Printed - 11:43 Sunday, 13 March 2022



BMCRC - MRO Championships 2022 - Rnd 1 @ Brands Hatch Indy

EDlasia Formula 400 & Blue Haze GP

RACE 14 - CLASSIFICATION



POS	NO	CL	PIC NAME	ENTRY	LAPS	TIME	GAP	DIFF	MPH	BEST	ON
1	7	GP	Bruce DUNN	Yamaha TZ250 - Bilstein UK	6	5:56.935			73.09	57.993	6
2	74		Finn SMART-WEEDEN	Kawasaki NINJA 400 (JSS) - Mum and Dad	6	5:58.021	1.086	1.086	72.87	58.174	6
3	1		James SEATH	Kawasaki ZXR400 L9 - Ovenden Earthmoving	6	6:04.316	7.381	6.295	71.61	58.268	6
4	25	S/R	Haydon SMITH	Kawasaki ZXR400 - HI-Precision Engineering Ltd	6	6:05.669	8.734	1.353	71.35	59.095	4
5	196		Jack KIRSCH	Kawasaki NINJA 400 (JSS) - Dad	6	6:15.043	18.108	9.374	69.56	59.339	6
6	11	GP	Gael MACHARD	Yamaha 250 TZ 4DP -	6	6:17.073	20.138	2.030	69.19	1:00.872	6
7	48		Richie WELSH	Yamaha FZR 400 RRSP - EDEN'S BABY EXPERIE	6	6:17.169	20.234	0.096	69.17	59.824	5
8	351	S	Sam DIGBY-BAKER	Kawasaki ZXR400 -	6	6:18.767	21.832	1.598	68.88	1:01.274	3
9	222	S	Matthew EPPS	Kawasaki ZXR400 - M.E Vehicle Repairs	6	6:18.978	22.043	0.211	68.84	1:01.349	6
10	70	S	Andrew BURSCOUGH	Yamaha YPVS 350 - Apollo/Merlin/Abbey/Martitaniur	6	6:21.035	24.100	2.057	68.47	1:01.159	3
11	3	GP	Tom BARRETT	Honda RS250 - The Two Stroke Workshop	6	6:21.156	24.221	0.121	68.45	59.181	6
12	31		Lewis JONES	Kawasaki NINJA 400 (JSS) -	6	6:22.695	25.760	1.539	68.17	1:01.742	5
13	64	GP	Phil ELLIS	Yamaha TZ250B -	6	6:22.734	25.799	0.039	68.17	1:00.742	6
14	97	S	Nicholas TAIG	Honda VFR400 NC30 - RST, Bell Helmets UK	6	6:24.543	27.608	1.809	67.85	1:01.779	3
15	119		James O'MARA	Kawasaki NINJA 300 - BRP Machining Ltd	6	6:28.589	31.654	4.046	67.14	1:02.480	5
16	151	S	Nick SMITH	Kawasaki KR-1S - Hi-Precision Engineering Ltd	6	6:37.187	40.252	8.598	65.69	1:04.113	4
17	15	S	Julian DAWE	Honda RVF400 - EM Acoustics	6	6:59.398	1:02.463	22.211	62.21	1:07.576	6
18	88	GP	George PRINOS	Yamaha TZ250 - KAPPA PLANNING LTD	6	7:00.571	1:03.636	1.173	62.03	1:07.787	4

NOT CLASSIFIED

DNF	33	S	Carl JOHNSTONE	Yamaha FZR400RR - EDlasia	2	2:17.405	4 Laps	4 Laps	63.29	1:03.939	2
DNF	193		Mikey HARDIE	Kawasaki NINJA 400 (JSS) - 113 Events / Affinity ac	1	1:08.644	5 Laps	1 Lap	63.34		
DNF	0	GP	Paul TOLAND	Yamaha TZ 250 4TW - Kippers keys	0						

FASTEST LAP

7	GP	Bruce DUNN	Yamaha TZ250 - Bilstein UK	6	57.993	74.98 mph	120.67 kph
74		Finn SMART-WEEDEN	Kawasaki NINJA 400 (JSS) - Mum and Dad	6	58.174	74.75 mph	120.30 kph
25	S/R	Haydon SMITH	Kawasaki ZXR400 - HI-Precision Engineering Ltd	4	59.095	73.58 mph	118.42 kph
70	S	Andrew BURSCOUGH	Yamaha YPVS 350 - Apollo/Merlin/Abbey/Martitaniur	3	1:01.159	71.10 mph	114.42 kph

Class GP - 92.5% of Race Speed = 67.60 mph

Class - 92.5% of Race Speed = 67.40 mph

Class S/R - 92.5% of Race Speed = 65.99 mph

Class S - 92.5% of Race Speed = 63.71 mph

Weather / Track : Cloudy / Wet

These results are provisional until the conclusion of any judicial and technical matters.

Race Distance: 6 Laps / 7.24 miles

Brands Hatch Indy: 1.2079 miles

Date: 13/03/2022 Start: 16:15 Finish: 16:21

Clerk Of Course :

Stewards :

Timekeeper : Craig Smith

Results can be found at www.tsl-timing.com

Printed - 16:23 Sunday, 13 March 2022



BMCRC - MRO Championships 2022 - Rnd 1 @ Brands Hatch Indy

EDlasia Formula 400 & Blue Haze GP

RACE 14 - LAP CHART

LAP 1 @ 16:16:16.056			15 33.280 1:08.532		
NO	BEHIND	LAP TIME	LAP 4 @ 16:19:12.530		
7		1:04.395	NO	BEHIND	LAP TIME
74	1.126	1:05.521	7		58.299
25	2.094	1:06.489	74	0.668	58.220
1	3.157	1:07.552	25	5.512	59.095
196	3.709	1:08.104	1	6.402	59.396
193	4.249	1:08.644	11	13.550	1:01.748
11	4.851	1:09.246	196	13.862	1:07.348
31	4.938	1:09.333	351	14.370	1:01.436
351	5.176	1:09.571	222	15.407	1:01.449
222	5.455	1:09.850	48	16.494	1:01.619
64	5.615	1:10.010	70	16.759	1:02.365
70	5.887	1:10.282	31	18.251	1:02.270
48	6.024	1:10.419	64	18.759	1:02.504
119	8.354	1:12.749	3	19.005	1:01.407
97	8.679	1:13.074	97	19.165	1:02.529
3	8.807	1:13.202	119	21.572	1:02.971
151	9.033	1:13.428	151	26.707	1:04.113
33	9.071	1:13.466	88	42.573	1:07.787
88	13.863	1:18.258	15	42.784	1:07.803
15	13.954	1:18.349			

LAP 2 @ 16:17:15.913			LAP 5 @ 16:20:10.603		
NO	BEHIND	LAP TIME	NO	BEHIND	LAP TIME
7		59.857	7		58.073
74	0.321	59.052	74	0.905	58.310
25	2.667	1:00.430	1	7.106	58.777
196	3.656	59.804	25	7.148	59.709
1	4.144	1:00.844	196	16.762	1:00.973
11	7.110	1:02.116	11	17.259	1:01.782
351	8.277	1:02.958	48	18.245	59.824
222	8.704	1:03.106	351	18.345	1:02.048
31	9.638	1:04.557	222	18.687	1:01.353
70	9.852	1:03.822	70	20.226	1:01.540
48	9.892	1:03.725	31	21.920	1:01.742
64	10.269	1:04.511	3	23.033	1:02.101
97	11.474	1:02.652	64	23.050	1:02.364
3	11.509	1:02.559	97	23.580	1:02.488
119	11.861	1:03.364	119	25.979	1:02.480
33	13.153	1:03.939	151	33.207	1:04.573
151	14.710	1:05.534	88	52.470	1:07.970
15	23.066	1:08.969	15	52.880	1:08.169
88	23.168	1:09.162			

LAP 3 @ 16:18:14.231			LAP 6 @ 16:21:08.596		
NO	BEHIND	LAP TIME	NO	BEHIND	LAP TIME
7		58.318	7		57.993
74	0.747	58.744	74	1.086	58.174
25	4.716	1:00.367	1	7.381	58.268
196	4.813	59.475	25	8.734	59.579
1	5.305	59.479	196	18.108	59.339
11	10.101	1:01.309	11	20.138	1:00.872
351	11.233	1:01.274	48	20.234	59.982
222	12.257	1:01.871	351	21.832	1:01.480
70	12.693	1:01.159	222	22.043	1:01.349
48	13.174	1:01.600	70	24.100	1:01.867
31	14.280	1:02.960	3	24.221	59.181
64	14.554	1:02.603	31	25.760	1:01.833
97	14.935	1:01.779	64	25.799	1:00.742
3	15.897	1:02.706	97	27.608	1:02.021
119	16.900	1:03.357	119	31.654	1:03.668
151	20.893	1:04.501	151	40.252	1:05.038
88	33.085	1:08.235	15	1:02.463	1:07.576
			88	1:03.636	1:09.159

Weather / Track : Cloudy / Wet

Results can be found at www.tsl-timing.com

Brands Hatch Indy: 1.2079 miles
Date: 13/03/2022 Start: 16:15 Finish: 16:21

Printed - 16:23 Sunday, 13 March 2022

BMCRC - MRO Championships 2022 - Rnd 1 @ Brands Hatch Indy

EDlasia Formula 400 & Blue Haze GP

RACE 14 - SECTOR ANALYSIS



SECTOR 1 = FL to I1, SECTOR 2 = I1 to FL, DIFF = Difference To Personal Best Lap, P = Crossed Finish Line in Pit Lane, D = Time Disallowed

P1		7 GP		Bruce DUNN		Yamaha TZ250 - Bilstein UK	
IDEAL LAP TIME : 57.816		BEST LAP TIME : 57.993		DIFFERENCE : 0.177			
LAP	SECTOR 1	SECTOR 2	LAP TIME	MPH	DIFF	TIME OF DAY	
1 -		23.870	1:04.395	67.52	6.402	16:16:16.056	
2 -	35.824	24.033	59.857	72.64	1.864	16:17:15.913	
3 -	34.859	23.459	58.318	74.56	0.325	16:18:14.231	
4 -	34.834	23.465	58.299 (3)	74.59	0.306	16:19:12.530	
5 -	34.944	23.129	58.073 (2)	74.88	0.080	16:20:10.603	
6 -	34.687	23.306	57.993 (1)	74.98		16:21:08.596	

P2		74		Finn SMART-WEEDEN		Kawasak NINJA 400 (JSS) - Mum and Dad	
IDEAL LAP TIME : 58.052		BEST LAP TIME : 58.174		DIFFERENCE : 0.122			
LAP	SECTOR 1	SECTOR 2	LAP TIME	MPH	DIFF	TIME OF DAY	
1 -		24.299	1:05.521	66.36	7.347	16:16:17.182	
2 -	35.262	23.790	59.052	73.64	0.878	16:17:16.234	
3 -	35.198	23.546	58.744	74.02	0.570	16:18:14.978	
4 -	34.739	23.481	58.220 (2)	74.69	0.046	16:19:13.198	
5 -	34.751	23.559	58.310 (3)	74.57	0.136	16:20:11.508	
6 -	34.571	23.603	58.174 (1)	74.75		16:21:09.682	

P3		1		James SEATH		Kawasaki ZXR400 L9 - Ovenden Earthmoving	
IDEAL LAP TIME : 58.268		BEST LAP TIME : 58.268		DIFFERENCE : 0.000			
LAP	SECTOR 1	SECTOR 2	LAP TIME	MPH	DIFF	TIME OF DAY	
1 -		24.919	1:07.552	64.37	9.284	16:16:19.213	
2 -	36.961	23.883	1:00.844	71.47	2.576	16:17:20.057	
3 -	36.080	23.399	59.479	73.11	1.211	16:18:19.536	
4 -	35.721	23.675	59.396 (3)	73.21	1.128	16:19:18.932	
5 -	35.293	23.484	58.777 (2)	73.98	0.509	16:20:17.709	
6 -	34.999	23.269	58.268 (1)	74.63		16:21:15.977	

P4		25 S/R		Haydon SMITH		Kawasaki ZXR400 - HI-Precision Engineering Ltd	
IDEAL LAP TIME : 58.867		BEST LAP TIME : 59.095		DIFFERENCE : 0.228			
LAP	SECTOR 1	SECTOR 2	LAP TIME	MPH	DIFF	TIME OF DAY	
1 -		24.223	1:06.489	65.40	7.394	16:16:18.150	
2 -	36.383	24.047	1:00.430	71.96	1.335	16:17:18.580	
3 -	36.865	23.502	1:00.367	72.03	1.272	16:18:18.947	
4 -	35.365	23.730	59.095 (1)	73.58		16:19:18.042	
5 -	35.961	23.748	59.709 (3)	72.82	0.614	16:20:17.751	
6 -	35.717	23.862	59.579 (2)	72.98	0.484	16:21:17.330	

P5		196		Jack KIRSCH		Kawasaki NINJA 400 (JSS) - Dad	
IDEAL LAP TIME : 59.110		BEST LAP TIME : 59.339		DIFFERENCE : 0.229			
LAP	SECTOR 1	SECTOR 2	LAP TIME	MPH	DIFF	TIME OF DAY	
1 -		25.013	1:08.104	63.85	8.765	16:16:19.765	
2 -	35.872	23.932	59.804 (3)	72.71	0.465	16:17:19.569	
3 -	35.645	23.830	59.475 (2)	73.11	0.136	16:18:19.044	
4 -	35.280	32.068	1:07.348	64.56	8.009	16:19:26.392	
5 -	36.866	24.107	1:00.973	71.32	1.634	16:20:27.365	
6 -	35.283	24.056	59.339 (1)	73.28		16:21:26.704	

P6		11 GP		Gael MACHARD		Yamaha 250 TZ 4DP -	
IDEAL LAP TIME : 1:00.672		BEST LAP TIME : 1:00.872		DIFFERENCE : 0.200			
LAP	SECTOR 1	SECTOR 2	LAP TIME	MPH	DIFF	TIME OF DAY	
1 -		25.219	1:09.246	62.79	8.374	16:16:20.907	
2 -	37.742	24.374	1:02.116	70.00	1.244	16:17:23.023	
3 -	36.710	24.599	1:01.309 (2)	70.92	0.437	16:18:24.332	
4 -	36.755	24.993	1:01.748 (3)	70.42	0.876	16:19:26.080	
5 -	37.518	24.264	1:01.782	70.38	0.910	16:20:27.862	
6 -	36.408	24.464	1:00.872 (1)	71.43		16:21:28.734	

BMCRC - MRO Championships 2022 - Rnd 1 @ Brands Hatch Indy

EDlasia Formula 400 & Blue Haze GP

RACE 14 - SECTOR ANALYSIS



SECTOR 1 = FL to I1, SECTOR 2 = I1 to FL, DIFF = Difference To Personal Best Lap, P = Crossed Finish Line in Pit Lane, D = Time Disallowed

P7 48		Richie WELSH		Yamaha FZR 400 RRSP - EDEN'S BABY EXPERIENCES/ PETI			
IDEAL LAP TIME : 59.824		BEST LAP TIME : 59.824		DIFFERENCE : 0.000			
LAP	SECTOR 1	SECTOR 2	LAP TIME	MPH	DIFF	TIME OF DAY	
1 -		25.002	1:10.419	61.75	10.595	16:16:22.080	
2 -	38.676	25.049	1:03.725	68.24	3.901	16:17:25.805	
3 -	37.468	24.132	1:01.600 (3)	70.59	1.776	16:18:27.405	
4 -	36.949	24.670	1:01.619	70.57	1.795	16:19:29.024	
5 -	36.014	23.810	59.824 (1)	72.68		16:20:28.848	
6 -	36.101	23.881	59.982 (2)	72.49	0.158	16:21:28.830	

P8 351 S		Sam DIGBY-BAKER		Kawasaki ZXR400 -			
IDEAL LAP TIME : 1:01.253		BEST LAP TIME : 1:01.274		DIFFERENCE : 0.021			
LAP	SECTOR 1	SECTOR 2	LAP TIME	MPH	DIFF	TIME OF DAY	
1 -		25.255	1:09.571	62.50	8.297	16:16:21.232	
2 -	37.904	25.054	1:02.958	69.07	1.684	16:17:24.190	
3 -	36.743	24.531	1:01.274 (1)	70.96		16:18:25.464	
4 -	36.722	24.714	1:01.436 (2)	70.78	0.162	16:19:26.900	
5 -	37.127	24.921	1:02.048	70.08	0.774	16:20:28.948	
6 -	36.949	24.531	1:01.480 (3)	70.73	0.206	16:21:30.428	

P9 222 S		Matthew EPPS		Kawasaki ZXR400 - M.E Vehicle Repairs			
IDEAL LAP TIME : 1:00.995		BEST LAP TIME : 1:01.349		DIFFERENCE : 0.354			
LAP	SECTOR 1	SECTOR 2	LAP TIME	MPH	DIFF	TIME OF DAY	
1 -		25.308	1:09.850	62.25	8.501	16:16:21.511	
2 -	38.135	24.971	1:03.106	68.90	1.757	16:17:24.617	
3 -	37.391	24.480	1:01.871	70.28	0.522	16:18:26.488	
4 -	36.903	24.546	1:01.449 (3)	70.76	0.100	16:19:27.937	
5 -	36.668	24.685	1:01.353 (2)	70.87	0.004	16:20:29.290	
6 -	37.022	24.327	1:01.349 (1)	70.88		16:21:30.639	

P10 70 S		Andrew BURSCOUGH		Yamaha YPVS 350 - Apollo/Merlin/Abbey/Martitanium			
IDEAL LAP TIME : 1:01.139		BEST LAP TIME : 1:01.159		DIFFERENCE : 0.020			
LAP	SECTOR 1	SECTOR 2	LAP TIME	MPH	DIFF	TIME OF DAY	
1 -		25.156	1:10.282	61.87	9.123	16:16:21.943	
2 -	38.429	25.393	1:03.822	68.13	2.663	16:17:25.765	
3 -	37.062	24.097	1:01.159 (1)	71.10		16:18:26.924	
4 -	37.196	25.169	1:02.365	69.72	1.206	16:19:29.289	
5 -	37.114	24.426	1:01.540 (2)	70.66	0.381	16:20:30.829	
6 -	37.042	24.825	1:01.867 (3)	70.28	0.708	16:21:32.696	

P11 3 GP		Tom BARRETT		Honda RS250 - The Two Stroke Workshop			
IDEAL LAP TIME : 59.181		BEST LAP TIME : 59.181		DIFFERENCE : 0.000			
LAP	SECTOR 1	SECTOR 2	LAP TIME	MPH	DIFF	TIME OF DAY	
1 -		25.573	1:13.202	59.40	14.021	16:16:24.863	
2 -	38.253	24.306	1:02.559	69.51	3.378	16:17:27.422	
3 -	38.679	24.027	1:02.706	69.34	3.525	16:18:30.128	
4 -	37.533	23.874	1:01.407 (2)	70.81	2.226	16:19:31.535	
5 -	37.979	24.122	1:02.101 (3)	70.02	2.920	16:20:33.636	
6 -	35.822	23.359	59.181 (1)	73.47		16:21:32.817	

P12 31		Lewis JONES		Kawasaki NINJA 400 (JSS) -			
IDEAL LAP TIME : 1:01.742		BEST LAP TIME : 1:01.742		DIFFERENCE : 0.000			
LAP	SECTOR 1	SECTOR 2	LAP TIME	MPH	DIFF	TIME OF DAY	
1 -		25.473	1:09.333	62.72	7.591	16:16:20.994	
2 -	39.322	25.235	1:04.557	67.36	2.815	16:17:25.551	
3 -	37.919	25.041	1:02.960	69.06	1.218	16:18:28.511	
4 -	37.151	25.119	1:02.270 (3)	69.83	0.528	16:19:30.781	
5 -	36.949	24.793	1:01.742 (1)	70.43		16:20:32.523	
6 -	36.992	24.841	1:01.833 (2)	70.32	0.091	16:21:34.356	

BMCRC - MRO Championships 2022 - Rnd 1 @ Brands Hatch Indy

EDlasia Formula 400 & Blue Haze GP

RACE 14 - SECTOR ANALYSIS



SECTOR 1 = FL to I1, SECTOR 2 = I1 to FL, DIFF = Difference To Personal Best Lap, P = Crossed Finish Line in Pit Lane, D = Time Disallowed

P13 64 GP		Phil ELLIS		Yamaha TZ250B -			
IDEAL LAP TIME : 1:00.742		BEST LAP TIME : 1:00.742		DIFFERENCE : 0.000			
LAP	SECTOR 1	SECTOR 2	LAP TIME	MPH	DIFF	TIME OF DAY	
1 -		25.193	1:10.010	62.11	9.268	16:16:21.671	
2 -	38.920	25.591	1:04.511	67.40	3.769	16:17:26.182	
3 -	37.920	24.683	1:02.603	69.46	1.861	16:18:28.785	
4 -	37.863	24.641	1:02.504 (3)	69.57	1.762	16:19:31.289	
5 -	37.897	24.467	1:02.364 (2)	69.72	1.622	16:20:33.653	
6 -	36.629	24.113	1:00.742 (1)	71.59		16:21:34.395	

P14 97 S		Nicholas TAIG		Honda VFR400 NC30 - RST, Bell Helmets UK			
IDEAL LAP TIME : 1:01.528		BEST LAP TIME : 1:01.779		DIFFERENCE : 0.251			
LAP	SECTOR 1	SECTOR 2	LAP TIME	MPH	DIFF	TIME OF DAY	
1 -		25.791	1:13.074	59.50	11.295	16:16:24.735	
2 -	38.011	24.641	1:02.652	69.40	0.873	16:17:27.387	
3 -	37.468	24.311	1:01.779 (1)	70.38		16:18:29.166	
4 -	38.122	24.407	1:02.529	69.54	0.750	16:19:31.695	
5 -	38.375	24.113	1:02.488 (3)	69.59	0.709	16:20:34.183	
6 -	37.415	24.606	1:02.021 (2)	70.11	0.242	16:21:36.204	

P15 119		James O'MARA		Kawasaki NINJA 300 - BRP Machining Ltd			
IDEAL LAP TIME : 1:02.480		BEST LAP TIME : 1:02.480		DIFFERENCE : 0.000			
LAP	SECTOR 1	SECTOR 2	LAP TIME	MPH	DIFF	TIME OF DAY	
1 -		26.360	1:12.749	59.77	10.269	16:16:24.410	
2 -	37.881	25.483	1:03.364	68.62	0.884	16:17:27.774	
3 -	37.948	25.409	1:03.357 (3)	68.63	0.877	16:18:31.131	
4 -	37.484	25.487	1:02.971 (2)	69.05	0.491	16:19:34.102	
5 -	37.175	25.305	1:02.480 (1)	69.59		16:20:36.582	
6 -	38.047	25.621	1:03.668	68.30	1.188	16:21:40.250	

P16 151 S		Nick SMITH		Kawasaki KR-1S - Hi-Precision Engineering Ltd			
IDEAL LAP TIME : 1:04.059		BEST LAP TIME : 1:04.113		DIFFERENCE : 0.054			
LAP	SECTOR 1	SECTOR 2	LAP TIME	MPH	DIFF	TIME OF DAY	
1 -		26.532	1:13.428	59.22	9.315	16:16:25.089	
2 -	39.342	26.192	1:05.534	66.35	1.421	16:17:30.623	
3 -	38.745	25.756	1:04.501 (2)	67.41	0.388	16:18:35.124	
4 -	38.556	25.557	1:04.113 (1)	67.82		16:19:39.237	
5 -	39.070	25.503	1:04.573 (3)	67.34	0.460	16:20:43.810	
6 -	39.068	25.970	1:05.038	66.86	0.925	16:21:48.848	

P17 15 S		Julian DAWE		Honda RVF400 - EM Acoustics			
IDEAL LAP TIME : 1:07.254		BEST LAP TIME : 1:07.576		DIFFERENCE : 0.322			
LAP	SECTOR 1	SECTOR 2	LAP TIME	MPH	DIFF	TIME OF DAY	
1 -		27.673	1:18.349	55.50	10.773	16:16:30.010	
2 -	42.179	26.790	1:08.969	63.05	1.393	16:17:38.979	
3 -	41.581	26.951	1:08.532	63.45	0.956	16:18:47.511	
4 -	41.084	26.719	1:07.803 (2)	64.13	0.227	16:19:55.314	
5 -	40.995	27.174	1:08.169 (3)	63.79	0.593	16:21:03.483	
6 -	41.317	26.259	1:07.576 (1)	64.35		16:22:11.059	

P18 88 GP		George PRINOS		Yamaha TZ250 - KAPPA PLANNING LTD			
IDEAL LAP TIME : 1:07.589		BEST LAP TIME : 1:07.787		DIFFERENCE : 0.198			
LAP	SECTOR 1	SECTOR 2	LAP TIME	MPH	DIFF	TIME OF DAY	
1 -		28.152	1:18.258	55.56	10.471	16:16:29.919	
2 -	41.652	27.510	1:09.162	62.87	1.375	16:17:39.081	
3 -	40.817	27.418	1:08.235 (3)	63.72	0.448	16:18:47.316	
4 -	40.694	27.093	1:07.787 (1)	64.15		16:19:55.103	
5 -	41.075	26.895	1:07.970 (2)	63.97	0.183	16:21:03.073	
6 -	41.280	27.879	1:09.159	62.87	1.372	16:22:12.232	

BMCRC - MRO Championships 2022 - Rnd 1 @ Brands Hatch Indy

EDlasia Formula 400 & Blue Haze GP

RACE 14 - SECTOR ANALYSIS



SECTOR 1 = FL to I1, SECTOR 2 = I1 to FL, DIFF = Difference To Personal Best Lap, P = Crossed Finish Line in Pit Lane, D = Time Disallowed

P19 33 S		Carl JOHNSTONE		Yamaha FZR400RR - EDlasia			
IDEAL LAP TIME : 1:03.939		BEST LAP TIME : 1:03.939		DIFFERENCE : 0.000			
LAP	SECTOR 1	SECTOR 2	LAP TIME	MPH	DIFF	TIME OF DAY	
1 -		26.363	1:13.466	59.19	9.527	16:16:25.127	
2 -	38.809	25.130	1:03.939 (1)	68.01		16:17:29.066	

P20 193		Mikey HARDIE		Kawasaki NINJA 400 (JSS) - 113 Events / Affinity academy			
IDEAL LAP TIME : 1:04.729		BEST LAP TIME :		DIFFERENCE :			
LAP	SECTOR 1	SECTOR 2	LAP TIME	MPH	DIFF	TIME OF DAY	
1 -		26.196	1:08.644	63.34		16:16:20.305	

BMCRC - MRO Championships 2022 - Rnd 1 @ Brands Hatch Indy

EDlasia Formula 400 & Blue Haze GP

RACE 14 - BEST SECTORS

SECTOR 1			SECTOR 2			IDEAL / BEST COMPARISON						
POS	NO	NAME	TIME	NO	NAME	TIME	POS	NO	NAME	IDEAL	BEST	DIFF
									PERFECT LAP	57.700		
1	74	SMART-WEEDEN	34.571	7	DUNN	23.129	1	7	DUNN	57.816	57.993	0.177
2	7	DUNN	34.687	1	SEATH	23.269	2	74	SMART-WEEDEN	58.052	58.174	0.122
3	1	SEATH	34.999	3	BARRETT	23.359	3	1	SEATH	58.268	58.268	0.000
4	196	KIRSCH	35.280	74	SMART-WEEDEN	23.481	4	25	SMITH	58.867	59.095	0.228
5	25	SMITH	35.365	25	SMITH	23.502	5	196	KIRSCH	59.110	59.339	0.229
6	3	BARRETT	35.822	48	WELSH	23.810	6	3	BARRETT	59.181	59.181	0.000
7	48	WELSH	36.014	196	KIRSCH	23.830	7	48	WELSH	59.824	59.824	0.000
8	11	MACHARD	36.408	70	BURSCOUGH	24.097	8	11	MACHARD	1:00.672	1:00.872	0.200
9	64	ELLIS	36.629	64	ELLIS	24.113	9	64	ELLIS	1:00.742	1:00.742	0.000
10	222	EPPS	36.668	97	TAIG	24.113	10	222	EPPS	1:00.995	1:01.349	0.354
11	351	DIGBY-BAKER	36.722	11	MACHARD	24.264	11	70	BURSCOUGH	1:01.139	1:01.159	0.020
12	31	JONES	36.949	222	EPPS	24.327	12	351	DIGBY-BAKER	1:01.253	1:01.274	0.021
13	70	BURSCOUGH	37.042	351	DIGBY-BAKER	24.531	13	97	TAIG	1:01.528	1:01.779	0.251
14	119	O'MARA	37.175	31	JONES	24.793	14	31	JONES	1:01.742	1:01.742	0.000
15	97	TAIG	37.415	33	JOHNSTONE	25.130	15	119	O'MARA	1:02.480	1:02.480	0.000
16	193	HARDIE	38.533	119	O'MARA	25.305	16	33	JOHNSTONE	1:03.939	1:03.939	0.000
17	151	SMITH	38.556	151	SMITH	25.503	17	151	SMITH	1:04.059	1:04.113	0.054
18	33	JOHNSTONE	38.809	193	HARDIE	26.196	18	193	HARDIE	1:04.729		
19	88	PRINOS	40.694	15	DAWE	26.259	19	15	DAWE	1:07.254	1:07.576	0.322
20	15	DAWE	40.995	88	PRINOS	26.895	20	88	PRINOS	1:07.589	1:07.787	0.198
21												

BMCRC - MRO Championships 2022 - Rnd 1 @ Brands Hatch Indy

EDlasia Formula 400 & Blue Haze GP

RACE 14 - STATISTICS

Competitors Started	21
Planned Start	2022-03-13 @ 15:20:00.000
Actual Start	2022-03-13 @ 16:15:11.660
Finish Time	2022-03-13 @ 16:21:08.595
Track Length	1.2079mi.
Total Laps	111
Total Distance Covered	134.0819mi.

Session Fastest Lap History

NO	CL	NAME	LAP TIME	TIME OF DAY	LAP	VEHICLE
7	GP	Bruce DUNN	59.857	16:17:15.921	2	Yamaha TZ250
74		Finn SMART-WEEDEN	59.052	16:17:16.260	2	Kawasak NINJA 400 (JSS)
7	GP	Bruce DUNN	58.318	16:18:14.237	3	Yamaha TZ250
7	GP	Bruce DUNN	58.299	16:19:12.535	4	Yamaha TZ250
74		Finn SMART-WEEDEN	58.220	16:19:13.223	4	Kawasak NINJA 400 (JSS)
7	GP	Bruce DUNN	58.073	16:20:10.610	5	Yamaha TZ250
7	GP	Bruce DUNN	57.993	16:21:08.603	6	Yamaha TZ250

Session Leader History

NO	CL	NAME	FROM LAP	LAPS LED	DISTANCE	VEHICLE
7	GP	Bruce DUNN	1	6	7.24 miles	Yamaha TZ250

Flag History

TYPE	TIME OF DAY
GREEN	16:15:11.660
FINISH	16:21:08.595

Flag Statistics

TYPE	COUNT	TOTAL LAPS	TOTAL TIME
Green	1	6	7:07.071
Red	0	0	0.000
Safety Car	0	0	0.000
FCY	0	0	0.000

BMCRC - MRO Championships 2022 - Rnd 1 @ Brands Hatch Indy

EDlasia Formula 400 & Blue Haze GP

RACE 14 - STATISTICS

CLASS :

7 Starters

Fastest Lap History

NO	NAME	LAP TIME	TIME OF DAY	LAP	VEHICLE
74	Finn SMART-WEEDEN	59.052	16:17:16.260	2	Kawasak NINJA 400 (JSS)
74	Finn SMART-WEEDEN	58.744	16:18:15.003	3	Kawasak NINJA 400 (JSS)
74	Finn SMART-WEEDEN	58.220	16:19:13.223	4	Kawasak NINJA 400 (JSS)
74	Finn SMART-WEEDEN	58.174	16:21:09.707	6	Kawasak NINJA 400 (JSS)

Leader History

NO	NAME	FROM LAP	LAPS LED	DISTANCE	VEHICLE
74	Finn SMART-WEEDEN	1	6	7.24 miles	Kawasak NINJA 400 (JSS)

BMCRC - MRO Championships 2022 - Rnd 1 @ Brands Hatch Indy

EDlasia Formula 400 & Blue Haze GP

RACE 14 - STATISTICS

CLASS : S

7 Starters

Fastest Lap History

NO	NAME	LAP TIME	TIME OF DAY	LAP	VEHICLE
351	Sam DIGBY-BAKER	1:02.958	16:17:24.218	2	Kawasaki ZXR400
97	Nicholas TAIG	1:02.652	16:17:27.409	2	Honda VFR400 NC30
351	Sam DIGBY-BAKER	1:01.274	16:18:25.492	3	Kawasaki ZXR400
70	Andrew BURSCOUGH	1:01.159	16:18:26.934	3	Yamaha YPVS 350

Leader History

NO	NAME	FROM LAP	LAPS LED	DISTANCE	VEHICLE
351	Sam DIGBY-BAKER	1	6	7.24 miles	Kawasaki ZXR400

BMCRC - MRO Championships 2022 - Rnd 1 @ Brands Hatch Indy

EDlasia Formula 400 & Blue Haze GP

RACE 14 - STATISTICS

CLASS : S/R

1 Starters

Fastest Lap History

NO	NAME	LAP TIME	TIME OF DAY	LAP	VEHICLE
25	Haydon SMITH	1:00.430	16:17:18.592	2	Kawasaki ZXR400
25	Haydon SMITH	1:00.367	16:18:18.959	3	Kawasaki ZXR400
25	Haydon SMITH	59.095	16:19:18.053	4	Kawasaki ZXR400

Leader History

NO	NAME	FROM LAP	LAPS LED	DISTANCE	VEHICLE
25	Haydon SMITH	1	6	7.24 miles	Kawasaki ZXR400

BMCRC - MRO Championships 2022 - Rnd 1 @ Brands Hatch Indy

EDlasia Formula 400 & Blue Haze GP

RACE 14 - STATISTICS

CLASS : GP

6 Starters

Fastest Lap History

NO	NAME	LAP TIME	TIME OF DAY	LAP	VEHICLE
7	Bruce DUNN	59.857	16:17:15.921	2	Yamaha TZ250
7	Bruce DUNN	58.318	16:18:14.237	3	Yamaha TZ250
7	Bruce DUNN	58.299	16:19:12.535	4	Yamaha TZ250
7	Bruce DUNN	58.073	16:20:10.610	5	Yamaha TZ250
7	Bruce DUNN	57.993	16:21:08.603	6	Yamaha TZ250

Leader History

NO	NAME	FROM LAP	LAPS LED	DISTANCE	VEHICLE
7	Bruce DUNN	1	6	7.24 miles	Yamaha TZ250



DART MOTORSPORT

MRO 600/GP2

inc CLUBMAN 600



BMCRC-MRO Championships - Round 1
Brands Hatch Indy
12th / 13th March 2022



Timing & Results Provided by Timing Solutions Ltd

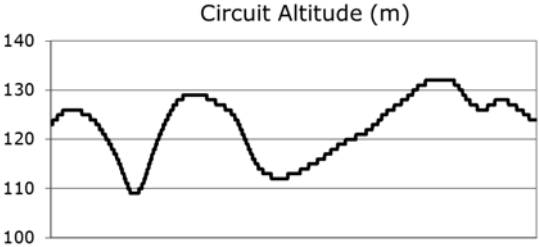
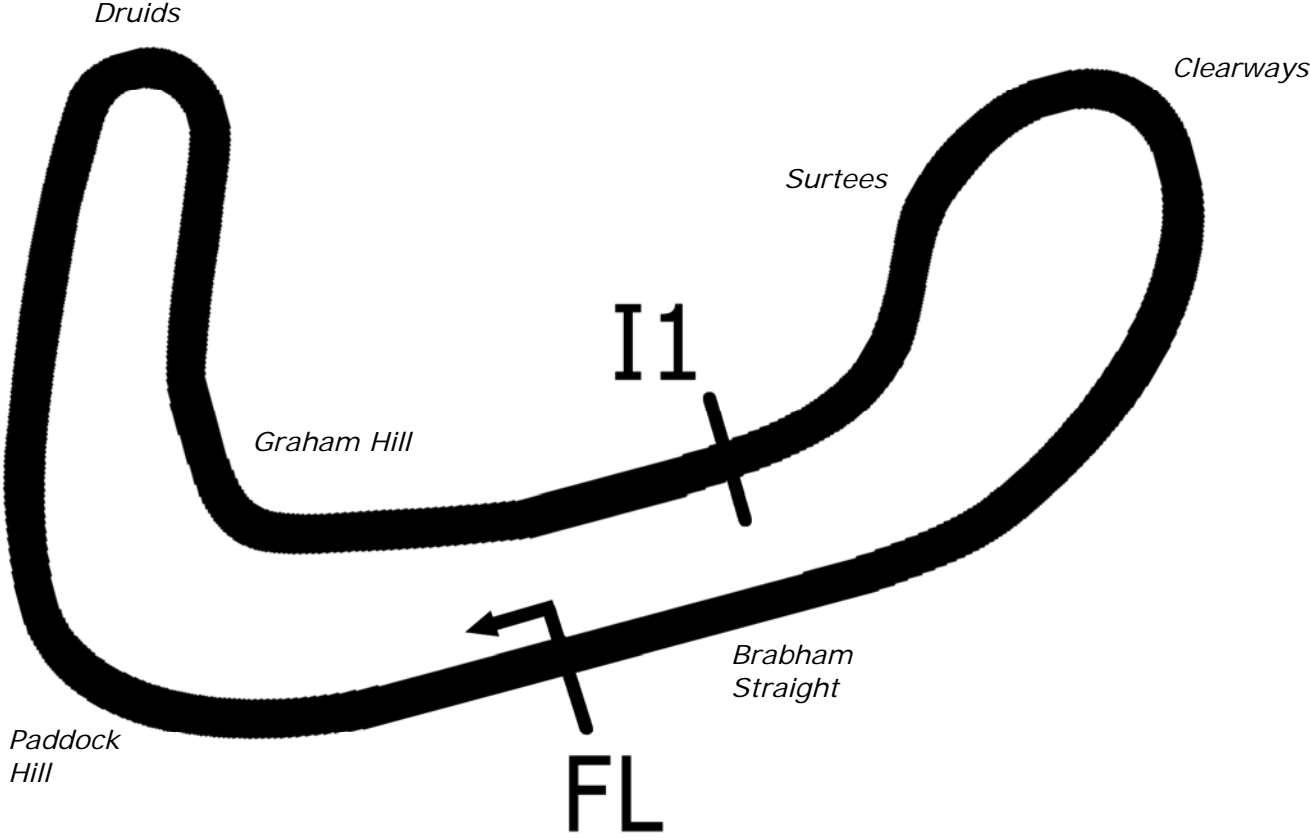
www.tsl-timing.com

Brands Hatch Indy



SPORTS TIMING

TIMING SOLUTIONS LTD



Length	1.2079 miles	1944.0 m	
FL		51.36032 N	0.26032 E
I1	1112m	51.35934 N	0.25955 E
Pit Entry	1669m	51.35911 N	0.25743 E
Pit Exit	26m after FL	51.36027 N	0.26078 E
Pit Entry–Pit Exit 277m, 16.6s @60kph, 12.4s @80kph			

BMCRC - MRO Championships 2022 - Rnd 1 @ Brands Hatch Indy



DART Motorsport MRO 600/GP2 inc Clubman 600

QUALIFYING - CLASSIFICATION

POS	NO	CL	PIC NAME	ENTRY	TIME	ON	LAPS	GAP	DIFF	MPH
1	188		1 Dawid KRAWIECKI	Yamaha R6 - Code Blue LTD & D A East Electrical	50.896	9	9			85.44
2	961		2 Jack SIM	Kawasaki ZX6 R - Vanguard Motorsport/ Platform Lift E	51.047	11	11	0.151	0.151	85.18
3	2		3 Andrew GILL	Kawasaki ZX6R -	51.373	6	8	0.477	0.326	84.64
4	37		4 Alex LATHAM	Triumph DAYTONA - BR-8 / McCrash Racing	51.593	10	10	0.697	0.220	84.28
5	511	C	1 Ross CLARKE	Kawasaki ZX600RR - Ross clarke Farriery	52.196	9	9	1.300	0.603	83.31
6	87		5 Keith POVAH	Yamaha R6 - Instagram @crap.sack give us a follow!	52.249	7	10	1.353	0.053	83.22
7	30	C	2 Owen MELLOR	Kawaski ZX-6 - BDS Motorcycles	52.371	6	10	1.475	0.122	83.03
8	134		6 Donald GILBERT	Kawasaki ZX6R - S and N tyres	52.977	2	3	2.081	0.606	82.08
9	169		7 Gareth CUNNINGHAM	Yamaha R6 - Right gear motorcycles	53.136	10	10	2.240	0.159	81.83
10	228	C	3 Paul McFADDEN	Kawasaki ZX636 - T.McFadden Plant Ltd	53.371	6	11	2.475	0.235	81.47
11	13		8 Doug EDMONDSON	Triumph DAYTONA - Stan Stephens Tuning	53.440	7	10	2.544	0.069	81.37
12	5		9 John REYNOLDS	Yamaha R6 - Fins Motorcycles	53.474	5	5	2.578	0.034	81.32
13	199		10 Lloyd COLLINS	Honda CBR600RR - Warren Drives	53.514	7	11	2.618	0.040	81.26
14	661	GP2	1 Cameron HARRIS	Triumph 675R - HARRIS PERFORMANCE	53.637	8	11	2.741	0.123	81.07
15	8	C	4 Dave SAUNDERS	Honda CBR600 - Mum/Dad/JW MOT/Parks Utility	53.673	7	10	2.777	0.036	81.02
16	100		11 Craig HOWTON	Kawasaki ZX6R - ME	53.793	6	10	2.897	0.120	80.83
17	501	C	5 Barry MANTELL	Yamaha R6 - Swedish car connection	53.829	9	9	2.933	0.036	80.78
18	33	C	6 Aaren CARPENTER	Kawasaki ZX6R - Slugcrow Racing	54.278	9	10	3.382	0.449	80.11
19	212	C	7 Matt PALLETT	Yamaha R6 - BDA Chartered Architects	54.453	5	9	3.557	0.175	79.85
20	686	C	8 Liam SPILLER	Yamaha R6 - LD Renovate Ltd	54.641	10	10	3.745	0.188	79.58
21	82		12 James BULL	MV Agusta F3 - dad ... team bull racing	54.777	9	9	3.881	0.136	79.38
22	86	C	9 Matthew EPPS	Yamaha R6 - M.E Vehicle Repairs	54.857	9	10	3.961	0.080	79.27
23	22*	C	10 Toby TRUNDLE	Yamaha YZF-R6 - Harris Motorcycles - Harlow	54.880	7	8	3.984	0.023	79.23
24	73	C	11 Jamie THOMAS	Yamaha R6 - Team RubyRacing	54.997	10	10	4.101	0.117	79.06
25	624	C	12 Matthew FEDRICK	Yamaha R6 - M.Fedrck Farriers Ltd/Palmer Race Skoo	55.018	9	9	4.122	0.021	79.03
26	85		13 James ROBINSON	Yamaha R6 - claire palastanga ceramics	55.261	9	10	4.365	0.243	78.69
27	79	C	13 Thomas GARNER	Yamaha R6 -	55.365	6	10	4.469	0.104	78.54
28	132	C	14 Mitchell GILBERT	Suzuki GSXR 600 - The Asap group	55.801	6	7	4.905	0.436	77.93
29	45	C	15 Jake MARSH	Kawasaki ZX6R - Zipped Up Racing	55.837	9	9	4.941	0.036	77.88
30	62	C	16 Oliver NUNN	Yamaha R6 - Intertechnic UK & STVL	56.833	7	8	5.937	0.996	76.51
31	187		14 Jake HOPPER	Yamaha R6 - Css	57.183	5	7	6.287	0.350	76.04
32	42*	C	17 Kai EVANS	Suzuki GSXR 600 - CBS Ltd Construction and Enginee	1:01.111	5	6	10.215	3.928	71.15
33	144		15 Nick CRONIN	Yamaha R6 -			3			

* Bikes 22 & 42 - Please fit working transponders

Weather / Track : Cloudy / Dry

These results are provisional until the conclusion of any judicial and technical matters.

Brands Hatch Indy: 1.2079 miles
Date: 12/03/2022 Start: 10:51 Finish: 11:03

Clerk Of Course :	Stewards :	Timekeeper : Craig Smith
-------------------	------------	--------------------------

Results can be found at www.tsl-timing.com

Printed - 11:04 Saturday, 12 March 2022



BMCRC - MRO Championships 2022 - Rnd 1 @ Brands Hatch Indy

DART Motorsport MRO 600/GP2 inc Clubman 600

QUALIFYING - SECTOR ANALYSIS



SECTOR 1 = FL to I1, SECTOR 2 = I1 to FL, DIFF = Difference To Personal Best Lap, P = Crossed Finish Line in Pit Lane, D = Time Disallowed

P1 188		Dawid KRAWIECKI		Yamaha R6 - Code Blue LTD & D A East Electrical			
IDEAL LAP TIME : 50.896		BEST LAP TIME : 50.896		DIFFERENCE : 0.000			
LAP	SECTOR 1	SECTOR 2	LAP TIME	MPH	DIFF	TIME OF DAY	
1 -	35.925	24.606	1:00.531	71.84	9.635	10:52:48.499	
2 -	32.926	20.829	53.755	80.89	2.859	10:53:42.254	
3 -	33.091	20.537	53.628	81.08	2.732	10:54:35.882	
4 -	34.779	21.055	55.834	77.88	4.938	10:55:31.716	
5 -	31.357	20.250	51.607 (3)	84.26	0.711	10:56:23.323	
6 -	30.940	20.307	51.247 (2)	84.85	0.351	10:57:14.570	
7 -	34.086	21.447	55.533	78.30	4.637	10:58:10.103	
8 -	47.291	21.493	1:08.784	63.22	17.888	10:59:18.887	
9 -	30.795	20.101	50.896 (1)	85.44		11:00:09.783	

P2 961		Jack SIM		Kawasaki ZX6 R - Vanguard Motorsport/ Platform Lift Engineers			
IDEAL LAP TIME : 50.987		BEST LAP TIME : 51.047		DIFFERENCE : 0.060			
LAP	SECTOR 1	SECTOR 2	LAP TIME	MPH	DIFF	TIME OF DAY	
1 -	33.712	21.227	54.939	79.15	3.892	10:52:26.582	
2 -	31.720	21.786	53.506	81.27	2.459	10:53:20.088	
3 -	31.398	20.788	52.186	83.32	1.139	10:54:12.274	
4 -	31.178	20.876	52.054	83.54	1.007	10:55:04.328	
5 -	30.927	20.755	51.682	84.14	0.635	10:55:56.010	
6 -	30.859	20.324	51.183 (2)	84.96	0.136	10:56:47.193	
7 -	31.496	20.700	52.196	83.31	1.149	10:57:39.389	
8 -	31.572	20.364	51.936	83.73	0.889	10:58:31.325	
9 -	31.139	20.418	51.557 (3)	84.34	0.510	10:59:22.882	
10 -	31.559	20.483	52.042	83.55	0.995	11:00:14.924	
11 -	30.663	20.384	51.047 (1)	85.18		11:01:05.971	

P3 2		Andrew GILL		Kawasaki ZX6R -			
IDEAL LAP TIME : 51.191		BEST LAP TIME : 51.373		DIFFERENCE : 0.182			
LAP	SECTOR 1	SECTOR 2	LAP TIME	MPH	DIFF	TIME OF DAY	
1 -	34.696	21.280	55.976	77.68	4.603	10:53:04.660	
2 -	33.068	20.929	53.997	80.53	2.624	10:53:58.657	
3 -	31.789	20.901	52.690	82.53	1.317	10:54:51.347	
4 -	32.786	21.707	54.493	79.80	3.120	10:55:45.840	
5 -	31.559	20.493	52.052	83.54	0.679	10:56:37.892	
6 -	31.102	20.271	51.373 (1)	84.64		10:57:29.265	
7 -	31.214	20.765	51.979 (3)	83.66	0.606	10:58:21.244	
8 -	30.920	20.573	51.493 (2)	84.45	0.120	10:59:12.737	

P4 37		Alex LATHAM		Triumph DAYTONA - BR-8 / McCrash Racing			
IDEAL LAP TIME : 51.593		BEST LAP TIME : 51.593		DIFFERENCE : 0.000			
LAP	SECTOR 1	SECTOR 2	LAP TIME	MPH	DIFF	TIME OF DAY	
1 -	39.632	25.111	1:04.743	67.16	13.150	10:52:47.943	
2 -	37.889	23.967	1:01.856	70.30	10.263	10:53:49.799	
3 -	33.858	21.606	55.464	78.40	3.871	10:54:45.263	
4 -	32.594	21.142	53.736	80.92	2.143	10:55:38.999	
5 -	31.913	21.257	53.170	81.78	1.577	10:56:32.169	
6 -	31.433	20.851	52.284 (3)	83.17	0.691	10:57:24.453	
7 -	32.659	20.779	53.438	81.37	1.845	10:58:17.891	
8 -	31.421	20.609	52.030 (2)	83.57	0.437	10:59:09.921	
9 -	33.521	21.188	54.709	79.48	3.116	11:00:04.630	
10 -	31.262	20.331	51.593 (1)	84.28		11:00:56.223	

BMCRC - MRO Championships 2022 - Rnd 1 @ Brands Hatch Indy

DART Motorsport MRO 600/GP2 inc Clubman 600

QUALIFYING - SECTOR ANALYSIS



SECTOR 1 = FL to I1, SECTOR 2 = I1 to FL, DIFF = Difference To Personal Best Lap, P = Crossed Finish Line in Pit Lane, D = Time Disallowed

P5 511 C		Ross CLARKE		Kawasaki ZX600RR - Ross clarke Farriery			
IDEAL LAP TIME : 52.170		BEST LAP TIME : 52.196		DIFFERENCE : 0.026			
LAP	SECTOR 1	SECTOR 2	LAP TIME	MPH	DIFF	TIME OF DAY	
1 -	OUTLAP	22.647	1:03.865	68.09	11.669	10:53:22.703	
2 -	35.642	22.409	58.051	74.91	5.855	10:54:20.754	
3 -	33.674	21.296	54.970	79.10	2.774	10:55:15.724	
4 -	33.163	20.892	54.055	80.44	1.859	10:56:09.779	
5 -	32.632	21.004	53.636	81.07	1.440	10:57:03.415	
6 -	33.454	20.754	54.208	80.22	2.012	10:57:57.623	
7 -	31.800	21.071	52.871 (3)	82.24	0.675	10:58:50.494	
8 -	31.742	20.670	52.412 (2)	82.96	0.216	10:59:42.906	
9 -	31.768	20.428	52.196 (1)	83.31		11:00:35.102	

P6 87		Keith POVAH		Yamaha R6 - Instagram @crap.sack give us a follow!			
IDEAL LAP TIME : 51.919		BEST LAP TIME : 52.249		DIFFERENCE : 0.330			
LAP	SECTOR 1	SECTOR 2	LAP TIME	MPH	DIFF	TIME OF DAY	
1 -	39.284	25.108	1:04.392	67.53	12.143	10:52:48.776	
2 -	37.914	23.287	1:01.201	71.05	8.952	10:53:49.977	
3 -	33.047	21.555	54.602	79.64	2.353	10:54:44.579	
4 -	32.013	20.980	52.993 (3)	82.05	0.744	10:55:37.572	
5 -	32.317	20.752	53.069	81.94	0.820	10:56:30.641	
6 -	31.757	21.679	53.436	81.37	1.187	10:57:24.077	
7 -	31.605	20.644	52.249 (1)	83.22		10:58:16.326	
8 -	32.255	20.314	52.569 (2)	82.72	0.320	10:59:08.895	
9 -	32.123	21.287	53.410	81.41	1.161	11:00:02.305	
10 -	32.218	20.854	53.072	81.93	0.823	11:00:55.377	

P7 30 C		Owen MELLOR		Kawaski ZX-6 - BDS Motorcycles			
IDEAL LAP TIME : 51.944		BEST LAP TIME : 52.371		DIFFERENCE : 0.427			
LAP	SECTOR 1	SECTOR 2	LAP TIME	MPH	DIFF	TIME OF DAY	
1 -	40.396	24.221	1:04.617	67.29	12.246	10:52:48.625	
2 -	37.407	23.626	1:01.033	71.25	8.662	10:53:49.658	
3 -	33.621	21.788	55.409	78.48	3.038	10:54:45.067	
4 -	32.512	21.153	53.665	81.03	1.294	10:55:38.732	
5 -	31.838	21.371	53.209	81.72	0.838	10:56:31.941	
6 -	31.516	20.855	52.371 (1)	83.03		10:57:24.312	
7 -	31.783	20.709	52.492 (3)	82.84	0.121	10:58:16.804	
8 -	32.207	21.030	53.237	81.68	0.866	10:59:10.041	
9 -	35.061	21.544	56.605	76.82	4.234	11:00:06.646	
10 -	32.013	20.428	52.441 (2)	82.92	0.070	11:00:59.087	

P8 134		Donald GILBERT		Kawasaki ZX6R - S and N tyres			
IDEAL LAP TIME : 52.779		BEST LAP TIME : 52.977		DIFFERENCE : 0.198			
LAP	SECTOR 1	SECTOR 2	LAP TIME	MPH	DIFF	TIME OF DAY	
1 -	33.423	20.869	54.292 (3)	80.09	1.315	10:52:59.809	
2 -	32.244	20.733	52.977 (1)	82.08		10:53:52.786	
3 -	32.453	20.535	52.988 (2)	82.06	0.011	10:54:45.774	

BMCRC - MRO Championships 2022 - Rnd 1 @ Brands Hatch Indy

DART Motorsport MRO 600/GP2 inc Clubman 600

QUALIFYING - SECTOR ANALYSIS



SECTOR 1 = FL to I1, SECTOR 2 = I1 to FL, DIFF = Difference To Personal Best Lap, P = Crossed Finish Line in Pit Lane, D = Time Disallowed

P9 169		Gareth CUNNINGHAM		Yamaha R6 - Right gear motorcycles			
IDEAL LAP TIME : 53.109		BEST LAP TIME : 53.136		DIFFERENCE : 0.027			
LAP	SECTOR 1	SECTOR 2	LAP TIME	MPH	DIFF	TIME OF DAY	
1 -	38.547	23.137	1:01.684	70.49	8.548	10:52:45.015	
2 -	36.547	21.750	58.297	74.59	5.161	10:53:43.312	
3 -	33.488	21.962	55.450	78.42	2.314	10:54:38.762	
4 -	33.180	21.184	54.364	79.99	1.228	10:55:33.126	
5 -	32.880	21.222	54.102	80.37	0.966	10:56:27.228	
6 -	32.614	21.227	53.841	80.76	0.705	10:57:21.069	
7 -	32.508	20.927	53.435 (2)	81.38	0.299	10:58:14.504	
8 -	32.725	21.060	53.785 (3)	80.85	0.649	10:59:08.289	
9 -	32.528	21.289	53.817	80.80	0.681	11:00:02.106	
10 -	32.182	20.954	53.136 (1)	81.83		11:00:55.242	

P10 228 C		Paul McFADDEN		Kawasaki ZX636 - T.McFadden Plant Ltd			
IDEAL LAP TIME : 53.177		BEST LAP TIME : 53.371		DIFFERENCE : 0.194			
LAP	SECTOR 1	SECTOR 2	LAP TIME	MPH	DIFF	TIME OF DAY	
1 -	35.806	22.923	58.729	74.04	5.358	10:52:30.871	
2 -	34.195	22.135	56.330	77.19	2.959	10:53:27.201	
3 -	33.320	21.405	54.725	79.46	1.354	10:54:21.926	
4 -	34.301	21.739	56.040	77.59	2.669	10:55:17.966	
5 -	32.897	21.712	54.609	79.63	1.238	10:56:12.575	
6 -	32.243	21.128	53.371 (1)	81.47		10:57:05.946	
7 -	33.784	21.989	55.773	77.96	2.402	10:58:01.719	
8 -	33.476	20.934	54.410	79.92	1.039	10:58:56.129	
9 -	32.270	21.897	54.167 (3)	80.28	0.796	10:59:50.296	
10 -	32.644	21.178	53.822 (2)	80.79	0.451	11:00:44.118	
11 -	33.594	22.897	56.491	76.97	3.120	11:01:40.609	

P11 13		Doug EDMONDSON		Triumph DAYTONA - Stan Stephens Tuning			
IDEAL LAP TIME : 53.440		BEST LAP TIME : 53.440		DIFFERENCE : 0.000			
LAP	SECTOR 1	SECTOR 2	LAP TIME	MPH	DIFF	TIME OF DAY	
1 -	34.897	22.650	57.547	75.56	4.107	10:53:10.346	
2 -	34.058	21.685	55.743	78.01	2.303	10:54:06.089	
3 -	33.554	22.419	55.973	77.69	2.533	10:55:02.062	
4 -	33.319	21.917	55.236	78.72	1.796	10:55:57.298	
5 -	32.747	21.227	53.974 (3)	80.56	0.534	10:56:51.272	
6 -	32.509	21.238	53.747 (2)	80.90	0.307	10:57:45.019	
7 -	32.358	21.082	53.440 (1)	81.37		10:58:38.459	
8 -	32.656	21.510	54.166	80.28	0.726	10:59:32.625	
9 -	33.594	21.163	54.757	79.41	1.317	11:00:27.382	
10 -	32.878	21.597	54.475	79.82	1.035	11:01:21.857	

P12 5		John REYNOLDS		Yamaha R6 - Fins Motorcycles			
IDEAL LAP TIME : 53.474		BEST LAP TIME : 53.474		DIFFERENCE : 0.000			
LAP	SECTOR 1	SECTOR 2	LAP TIME	MPH	DIFF	TIME OF DAY	
1 -	35.111	22.792	57.903	75.10	4.429	10:52:59.016	
2 -	33.922	21.634	55.556 (3)	78.27	2.082	10:53:54.572	
3 -	33.562	21.995	55.557	78.27	2.083	10:54:50.129	
4 -	33.457	22.069	55.526 (2)	78.31	2.052	10:55:45.655	
5 -	32.340	21.134	53.474 (1)	81.32		10:56:39.129	

BMCRC - MRO Championships 2022 - Rnd 1 @ Brands Hatch Indy

DART Motorsport MRO 600/GP2 inc Clubman 600

QUALIFYING - SECTOR ANALYSIS



SECTOR 1 = FL to I1, SECTOR 2 = I1 to FL, DIFF = Difference To Personal Best Lap, P = Crossed Finish Line in Pit Lane, D = Time Disallowed

P13 199		Lloyd COLLINS		Honda CBR600RR - Warren Drives			
IDEAL LAP TIME : 53.089		BEST LAP TIME : 53.514		DIFFERENCE : 0.425			
LAP	SECTOR 1	SECTOR 2	LAP TIME	MPH	DIFF	TIME OF DAY	
1 -	35.420	22.280	57.700	75.36	4.186	10:52:35.552	
2 -	34.828	22.145	56.973	76.32	3.459	10:53:32.525	
3 -	33.943	21.602	55.545	78.28	2.031	10:54:28.070	
4 -	33.382	21.277	54.659	79.55	1.145	10:55:22.729	
5 -	32.496	21.715	54.211	80.21	0.697	10:56:16.940	
6 -	33.637	20.938	54.575	79.68	1.061	10:57:11.515	
7 -	32.566	20.948	53.514 (1)	81.26		10:58:05.029	
8 -	32.796	21.176	53.972 (3)	80.57	0.458	10:58:59.001	
9 -	32.649	20.911	53.560 (2)	81.19	0.046	10:59:52.561	
10 -	32.178	22.032	54.210	80.21	0.696	11:00:46.771	
11 -	32.572	21.643	54.215	80.21	0.701	11:01:40.986	

P14 661 GP2		Cameron HARRIS		Triumph 675R - HARRIS PERFORMANCE			
IDEAL LAP TIME : 53.419		BEST LAP TIME : 53.637		DIFFERENCE : 0.218			
LAP	SECTOR 1	SECTOR 2	LAP TIME	MPH	DIFF	TIME OF DAY	
1 -	33.942	21.658	55.600	78.21	1.963	10:52:27.717	
2 -	32.298	21.622	53.920 (2)	80.64	0.283	10:53:21.637	
3 -	32.947	21.704	54.651	79.57	1.014	10:54:16.288	
4 -	33.139	21.431	54.570	79.68	0.933	10:55:10.858	
5 -	32.787	21.592	54.379	79.96	0.742	10:56:05.237	
6 -	32.436	22.285	54.721	79.46	1.084	10:56:59.958	
7 -	32.553	21.428	53.981 (3)	80.55	0.344	10:57:53.939	
8 -	32.183	21.454	53.637 (1)	81.07		10:58:47.576	
9 -	31.991	23.288	55.279	78.66	1.642	10:59:42.855	
10 -	35.866	22.899	58.765	73.99	5.128	11:00:41.620	
11 -	34.608	23.771	58.379	74.48	4.742	11:01:39.999	

P15 8 C		Dave SAUNDERS		Honda CBR600 - Mum/Dad/JW MOT/Parks Utility			
IDEAL LAP TIME : 53.561		BEST LAP TIME : 53.673		DIFFERENCE : 0.112			
LAP	SECTOR 1	SECTOR 2	LAP TIME	MPH	DIFF	TIME OF DAY	
1 -	36.420	23.042	59.462	73.13	5.789	10:52:39.655	
2 -	34.292	21.777	56.069	77.55	2.396	10:53:35.724	
3 -	34.729	22.179	56.908	76.41	3.235	10:54:32.632	
4 -	33.156	21.703	54.859	79.26	1.186	10:55:27.491	
5 -	32.494	21.683	54.177 (2)	80.26	0.504	10:56:21.668	
6 -	32.900	21.397	54.297 (3)	80.08	0.624	10:57:15.965	
7 -	32.606	21.067	53.673 (1)	81.02		10:58:09.638	
8 -	33.303	21.309	54.612	79.62	0.939	10:59:04.250	
9 -	33.449	21.481	54.930	79.16	1.257	10:59:59.180	
10 -	33.483	22.223	55.706	78.06	2.033	11:00:54.886	

P16 100		Craig HOWTON		Kawasaki ZX6R - ME			
IDEAL LAP TIME : 53.648		BEST LAP TIME : 53.793		DIFFERENCE : 0.145			
LAP	SECTOR 1	SECTOR 2	LAP TIME	MPH	DIFF	TIME OF DAY	
1 -	37.833	22.746	1:00.579	71.78	6.786	10:52:40.988	
2 -	35.224	22.807	58.031	74.93	4.238	10:53:39.019	
3 -	34.391	21.906	56.297	77.24	2.504	10:54:35.316	
4 -	33.635	21.343	54.978	79.09	1.185	10:55:30.294	
5 -	33.234	21.200	54.434	79.88	0.641	10:56:24.728	
6 -	32.876	20.917	53.793 (1)	80.83		10:57:18.521	
7 -	32.976	21.473	54.449	79.86	0.656	10:58:12.970	
8 -	32.866	21.172	54.038 (3)	80.47	0.245	10:59:07.008	
9 -	32.987	21.165	54.152	80.30	0.359	11:00:01.160	
10 -	32.731	21.115	53.846 (2)	80.76	0.053	11:00:55.006	

BMCRC - MRO Championships 2022 - Rnd 1 @ Brands Hatch Indy

DART Motorsport MRO 600/GP2 inc Clubman 600

QUALIFYING - SECTOR ANALYSIS



SECTOR 1 = FL to I1, SECTOR 2 = I1 to FL, DIFF = Difference To Personal Best Lap, P = Crossed Finish Line in Pit Lane, D = Time Disallowed

P17 501 C Barry MANTELL		Yamaha R6 - Swedish car connection				
IDEAL LAP TIME : 53.743		BEST LAP TIME : 53.829		DIFFERENCE : 0.086		
LAP	SECTOR 1	SECTOR 2	LAP TIME	MPH	DIFF	TIME OF DAY
1 -	OUTLAP	24.506	1:08.631	63.36	14.802	10:53:39.982
2 -	35.734	22.573	58.307	74.58	4.478	10:54:38.289
3 -	34.421	22.059	56.480	76.99	2.651	10:55:34.769
4 -	32.998	21.765	54.763	79.40	0.934	10:56:29.532
5 -	32.626	21.827	54.453 (3)	79.85	0.624	10:57:23.985
6 -	33.156	21.778	54.934	79.16	1.105	10:58:18.919
7 -	32.851	21.560	54.411 (2)	79.92	0.582	10:59:13.330
8 -	32.363	22.093	54.456	79.85	0.627	11:00:07.786
9 -	32.449	21.380	53.829 (1)	80.78		11:01:01.615

P18 33 C Aaren CARPENTER		Kawasaki ZX6R - Slugcrow Racing				
IDEAL LAP TIME : 54.085		BEST LAP TIME : 54.278		DIFFERENCE : 0.193		
LAP	SECTOR 1	SECTOR 2	LAP TIME	MPH	DIFF	TIME OF DAY
1 -	40.478	25.089	1:05.567	66.32	11.289	10:52:48.446
2 -	37.881	24.466	1:02.347	69.74	8.069	10:53:50.793
3 -	35.943	23.227	59.170	73.49	4.892	10:54:49.963
4 -	35.368	22.373	57.741	75.31	3.463	10:55:47.704
5 -	33.449	21.932	55.381	78.52	1.103	10:56:43.085
6 -	33.219	21.599	54.818 (3)	79.32	0.540	10:57:37.903
7 -	33.497	21.478	54.975	79.10	0.697	10:58:32.878
8 -	33.262	21.397	54.659 (2)	79.55	0.381	10:59:27.537
9 -	32.824	21.454	54.278 (1)	80.11		11:00:21.815
10 -	33.855	21.261	55.116	78.89	0.838	11:01:16.931

P19 212 C Matt PALLETT		Yamaha R6 - BDA Chartered Architects				
IDEAL LAP TIME : 54.190		BEST LAP TIME : 54.453		DIFFERENCE : 0.263		
LAP	SECTOR 1	SECTOR 2	LAP TIME	MPH	DIFF	TIME OF DAY
1 -	OUTLAP	23.107	1:03.443	68.54	8.990	10:53:35.056
2 -	35.124	21.841	56.965	76.33	2.512	10:54:32.021
3 -	33.508	21.579	55.087	78.94	0.634	10:55:27.108
4 -	34.602	21.468	56.070	77.55	1.617	10:56:23.178
5 -	33.270	21.183	54.453 (1)	79.85		10:57:17.631
6 -	33.733	21.427	55.160	78.83	0.707	10:58:12.791
7 -	33.056	21.473	54.529 (3)	79.74	0.076	10:59:07.320
8 -	33.364	21.134	54.498 (2)	79.79	0.045	11:00:01.818
9 -	34.123	21.497	55.620	78.18	1.167	11:00:57.438

P20 686 C Liam SPILLER		Yamaha R6 - LD Renovate Ltd				
IDEAL LAP TIME : 54.497		BEST LAP TIME : 54.641		DIFFERENCE : 0.144		
LAP	SECTOR 1	SECTOR 2	LAP TIME	MPH	DIFF	TIME OF DAY
1 -	39.826	25.387	1:05.213	66.68	10.572	10:52:48.276
2 -	38.600	24.218	1:02.818	69.22	8.177	10:53:51.094
3 -	36.103	23.127	59.230	73.41	4.589	10:54:50.324
4 -	35.397	22.273	57.670	75.40	3.029	10:55:47.994
5 -	35.114	21.702	56.816	76.53	2.175	10:56:44.810
6 -	34.416	21.895	56.311	77.22	1.670	10:57:41.121
7 -	34.088	21.672	55.760	77.98	1.119	10:58:36.881
8 -	33.721	21.904	55.625 (3)	78.17	0.984	10:59:32.506
9 -	34.110	21.368	55.478 (2)	78.38	0.837	11:00:27.984
10 -	33.129	21.512	54.641 (1)	79.58		11:01:22.625

BMCRC - MRO Championships 2022 - Rnd 1 @ Brands Hatch Indy

DART Motorsport MRO 600/GP2 inc Clubman 600

QUALIFYING - SECTOR ANALYSIS



SECTOR 1 = FL to I1, SECTOR 2 = I1 to FL, DIFF = Difference To Personal Best Lap, P = Crossed Finish Line in Pit Lane, D = Time Disallowed

P21 82 James BULL		MV Agusta F3 - dad ... team bull racing				
IDEAL LAP TIME : 54.730		BEST LAP TIME : 54.777		DIFFERENCE : 0.047		
LAP	SECTOR 1	SECTOR 2	LAP TIME	MPH	DIFF	TIME OF DAY
1 -	OUTLAP	23.961	1:04.611	67.30	9.834	10:53:49.434
2 -	36.931	22.919	59.850	72.65	5.073	10:54:49.284
3 -	35.647	22.452	58.099	74.84	3.322	10:55:47.383
4 -	34.699	22.222	56.921	76.39	2.144	10:56:44.304
5 -	34.349	22.066	56.415	77.08	1.638	10:57:40.719
6 -	34.067	21.681	55.748	78.00	0.971	10:58:36.467
7 -	33.712	21.720	55.432 (3)	78.44	0.655	10:59:31.899
8 -	33.315	21.622	54.937 (2)	79.15	0.160	11:00:26.836
9 -	33.362	21.415	54.777 (1)	79.38		11:01:21.613

P22 86 C Matthew EPPS		Yamaha R6 - M.E Vehicle Repairs				
IDEAL LAP TIME : 54.782		BEST LAP TIME : 54.857		DIFFERENCE : 0.075		
LAP	SECTOR 1	SECTOR 2	LAP TIME	MPH	DIFF	TIME OF DAY
1 -	39.415	24.603	1:04.018	67.92	9.161	10:52:48.182
2 -	37.948	24.028	1:01.976	70.16	7.119	10:53:50.158
3 -	35.492	22.345	57.837	75.18	2.980	10:54:47.995
4 -	35.396	22.868	58.264	74.63	3.407	10:55:46.259
5 -	34.178	22.368	56.546	76.90	1.689	10:56:42.805
6 -	34.628	22.236	56.864	76.47	2.007	10:57:39.669
7 -	33.756	21.953	55.709 (3)	78.05	0.852	10:58:35.378
8 -	34.950	21.915	56.865	76.47	2.008	10:59:32.243
9 -	33.675	21.182	54.857 (1)	79.27		11:00:27.100
10 -	33.600	21.314	54.914 (2)	79.18	0.057	11:01:22.014

P23 22 C Toby TRUNDLE		Yamaha YZF-R6 - Harris Motorcycles - Harlow				
IDEAL LAP TIME :		BEST LAP TIME : 54.880		DIFFERENCE :		
LAP	SECTOR 1	SECTOR 2	LAP TIME	MPH	DIFF	TIME OF DAY
1 -			59.396	73.21	4.516	10:54:20.853
2 -			58.470	74.37	3.590	10:55:19.323
3 -			57.415	75.73	2.535	10:56:16.738
4 -			55.874	77.82	0.994	10:57:12.612
5 -			55.680 (3)	78.09	0.800	10:58:08.292
6 -			55.554 (2)	78.27	0.674	10:59:03.846
7 -			54.880 (1)	79.23		10:59:58.726
8 -			55.740	78.01	0.860	11:00:54.466

P24 73 C Jamie THOMAS		Yamaha R6 - Team RubyRacing				
IDEAL LAP TIME : 54.997		BEST LAP TIME : 54.997		DIFFERENCE : 0.000		
LAP	SECTOR 1	SECTOR 2	LAP TIME	MPH	DIFF	TIME OF DAY
1 -	35.706	22.230	57.936	75.05	2.939	10:52:36.964
2 -	34.339	22.119	56.458	77.02	1.461	10:53:33.422
3 -	34.290	21.966	56.256	77.30	1.259	10:54:29.678
4 -	33.742	21.960	55.702	78.06	0.705	10:55:25.380
5 -	33.734	22.435	56.169	77.42	1.172	10:56:21.549
6 -	33.613	21.671	55.284 (3)	78.65	0.287	10:57:16.833
7 -	34.159	21.955	56.114	77.49	1.117	10:58:12.947
8 -	33.578	21.700	55.278 (2)	78.66	0.281	10:59:08.225
9 -	33.958	21.722	55.680	78.09	0.683	11:00:03.905
10 -	33.577	21.420	54.997 (1)	79.06		11:00:58.902

BMCRC - MRO Championships 2022 - Rnd 1 @ Brands Hatch Indy

DART Motorsport MRO 600/GP2 inc Clubman 600

QUALIFYING - SECTOR ANALYSIS



SECTOR 1 = FL to I1, SECTOR 2 = I1 to FL, DIFF = Difference To Personal Best Lap, P = Crossed Finish Line in Pit Lane, D = Time Disallowed

P25 624 C		Matthew FEDRICK		Yamaha R6 - M.Fedrick Farriers Ltd/Palmer Race Skool			
IDEAL LAP TIME : 54.961		BEST LAP TIME : 55.018		DIFFERENCE : 0.057			
LAP	SECTOR 1	SECTOR 2	LAP TIME	MPH	DIFF	TIME OF DAY	
1 -	OUTLAP	25.228	1:11.810	60.55	16.792	10:53:50.733	
2 -	37.330	23.759	1:01.089	71.18	6.071	10:54:51.822	
3 -	35.184	22.619	57.803	75.23	2.785	10:55:49.625	
4 -	34.835	22.243	57.078	76.18	2.060	10:56:46.703	
5 -	34.481	21.886	56.367	77.14	1.349	10:57:43.070	
6 -	33.526	21.709	55.235 (3)	78.72	0.217	10:58:38.305	
7 -	33.446	21.624	55.070 (2)	78.96	0.052	10:59:33.375	
8 -	34.284	21.578	55.862	77.84	0.844	11:00:29.237	
9 -	33.383	21.635	55.018 (1)	79.03		11:01:24.255	

P26 85		James ROBINSON		Yamaha R6 - claire palastanga ceramics			
IDEAL LAP TIME : 55.261		BEST LAP TIME : 55.261		DIFFERENCE : 0.000			
LAP	SECTOR 1	SECTOR 2	LAP TIME	MPH	DIFF	TIME OF DAY	
1 -	37.938	23.889	1:01.827	70.33	6.566	10:52:43.087	
2 -	34.809	22.970	57.779	75.26	2.518	10:53:40.866	
3 -	35.174	23.045	58.219	74.69	2.958	10:54:39.085	
4 -	34.558	22.680	57.238	75.97	1.977	10:55:36.323	
5 -	33.777	22.409	56.186	77.39	0.925	10:56:32.509	
6 -	33.345	22.627	55.972 (3)	77.69	0.711	10:57:28.481	
7 -	33.537	23.116	56.653	76.75	1.392	10:58:25.134	
8 -	33.577	22.850	56.427	77.06	1.166	10:59:21.561	
9 -	33.061	22.200	55.261 (1)	78.69		11:00:16.822	
10 -	33.068	22.406	55.474 (2)	78.38	0.213	11:01:12.296	

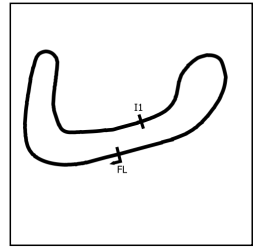
P27 79 C		Thomas GARNER		Yamaha R6 -			
IDEAL LAP TIME : 55.053		BEST LAP TIME : 55.365		DIFFERENCE : 0.312			
LAP	SECTOR 1	SECTOR 2	LAP TIME	MPH	DIFF	TIME OF DAY	
1 -	37.268	23.045	1:00.313	72.10	4.948	10:53:10.061	
2 -	36.607	22.571	59.178	73.48	3.813	10:54:09.239	
3 -	34.507	22.808	57.315	75.87	1.950	10:55:06.554	
4 -	33.789	21.887	55.676 (3)	78.10	0.311	10:56:02.230	
5 -	34.745	23.344	58.089	74.86	2.724	10:57:00.319	
6 -	33.719	21.646	55.365 (1)	78.54		10:57:55.684	
7 -	33.407	22.080	55.487 (2)	78.37	0.122	10:58:51.171	
8 -	34.324	21.652	55.976	77.68	0.611	10:59:47.147	
9 -	34.147	22.182	56.329	77.20	0.964	11:00:43.476	
10 -	34.944	23.492	58.436	74.41	3.071	11:01:41.912	

P28 132 C		Mitchell GILBERT		Suzuki GSXR 600 - The Asap group			
IDEAL LAP TIME : 55.548		BEST LAP TIME : 55.801		DIFFERENCE : 0.253			
LAP	SECTOR 1	SECTOR 2	LAP TIME	MPH	DIFF	TIME OF DAY	
1 -	OUTLAP	23.698	1:06.187	65.70	10.386	10:55:15.262	
2 -	35.565	22.738	58.303	74.58	2.502	10:56:13.565	
3 -	33.949	22.332	56.281	77.26	0.480	10:57:09.846	
4 -	34.576	22.290	56.866	76.47	1.065	10:58:06.712	
5 -	33.986	22.072	56.058 (3)	77.57	0.257	10:59:02.770	
6 -	33.666	22.135	55.801 (1)	77.93		10:59:58.571	
7 -	33.476	22.559	56.035 (2)	77.60	0.234	11:00:54.606	

BMCRC - MRO Championships 2022 - Rnd 1 @ Brands Hatch Indy

DART Motorsport MRO 600/GP2 inc Clubman 600

QUALIFYING - SECTOR ANALYSIS



SECTOR 1 = FL to I1, SECTOR 2 = I1 to FL, DIFF = Difference To Personal Best Lap, P = Crossed Finish Line in Pit Lane, D = Time Disallowed

P29 45 C		Jake MARSH		Kawasaki ZX6R - Zipped Up Racing			
IDEAL LAP TIME : 55.837		BEST LAP TIME : 55.837		DIFFERENCE : 0.000			
LAP	SECTOR 1	SECTOR 2	LAP TIME	MPH	DIFF	TIME OF DAY	
1 -	39.484	23.761	1:03.245	68.75	7.408	10:53:02.901	
2 -	36.547	23.565	1:00.112	72.34	4.275	10:54:03.013	
3 -	36.521	23.064	59.585	72.98	3.748	10:55:02.598	
4 -	35.762	22.943	58.705	74.07	2.868	10:56:01.303	
5 -	35.331	23.661	58.992	73.71	3.155	10:57:00.295	
6 -	35.152	22.344	57.496	75.63	1.659	10:57:57.791	
7 -	34.301	22.030	56.331 (3)	77.19	0.494	10:58:54.122	
8 -	34.109	21.978	56.087 (2)	77.53	0.250	10:59:50.209	
9 -	34.034	21.803	55.837 (1)	77.88		11:00:46.046	

P30 62 C		Oliver NUNN		Yamaha R6 - Intertechnic UK & STVL			
IDEAL LAP TIME : 56.557		BEST LAP TIME : 56.833		DIFFERENCE : 0.276			
LAP	SECTOR 1	SECTOR 2	LAP TIME	MPH	DIFF	TIME OF DAY	
1 -	OUTLAP	24.448	1:06.876	65.02	10.043	10:53:20.342	
2 -	36.843	IN PIT	1:44.826 P	41.48	47.993	10:55:05.168	
3 -	OUTLAP	22.734	1:01.831	70.33	4.998	10:56:06.999	
4 -	35.017	22.124	57.141 (3)	76.10	0.308	10:57:04.140	
5 -	35.396	22.112	57.508	75.61	0.675	10:58:01.648	
6 -	35.552	21.991	57.543	75.57	0.710	10:58:59.191	
7 -	34.566	22.267	56.833 (1)	76.51		10:59:56.024	
8 -	34.999	22.119	57.118 (2)	76.13	0.285	11:00:53.142	

P31 187		Jake HOPPER		Yamaha R6 - Css			
IDEAL LAP TIME : 56.656		BEST LAP TIME : 57.183		DIFFERENCE : 0.527			
LAP	SECTOR 1	SECTOR 2	LAP TIME	MPH	DIFF	TIME OF DAY	
1 -	39.419	23.771	1:03.190	68.81	6.007	10:52:50.727	
2 -	36.976	23.620	1:00.596	71.76	3.413	10:53:51.323	
3 -	37.000	22.593	59.593 (3)	72.97	2.410	10:54:50.916	
4 -	35.175	22.018	57.193 (2)	76.03	0.010	10:55:48.109	
5 -	34.638	22.545	57.183 (1)	76.04		10:56:45.292	
6 -	35.924	IN PIT	3:02.315 P	23.85	2:05.132	10:59:47.607	
7 -	OUTLAP	23.093	1:06.833	65.06	9.650	11:00:54.440	

P32 42 C		Kai EVANS		Suzuki GSXR 600 - CBS Ltd Construction and Engineering			
IDEAL LAP TIME :		BEST LAP TIME : 1:01.111		DIFFERENCE :			
LAP	SECTOR 1	SECTOR 2	LAP TIME	MPH	DIFF	TIME OF DAY	
1 -			2:13.986	32.45	1:12.875	10:53:53.761	
2 -			1:02.968	69.06	1.857	10:54:56.729	
3 -			1:02.128 (3)	69.99	1.017	10:55:58.857	
4 -			1:01.296 (2)	70.94	0.185	10:57:00.153	
5 -			1:01.111 (1)	71.15		10:58:01.264	
6 -			1:20.800	53.81	19.689	10:59:22.064	

P33 144		Nick CRONIN		Yamaha R6 -			
IDEAL LAP TIME : 1:02.059		BEST LAP TIME :		DIFFERENCE :			
LAP	SECTOR 1	SECTOR 2	LAP TIME	MPH	DIFF	TIME OF DAY	
1 -	OUTLAP	26.767	1:11.344	60.95		10:54:02.584	
2 -	39.648	IN PIT	1:55.484 P	37.65		10:55:58.068	
3 -	OUTLAP	23.362	1:05.179	66.71		10:57:03.247	

BMCRC - MRO Championships 2022 - Rnd 1 @ Brands Hatch Indy

DART Motorsport MRO 600/GP2 inc Clubman 600

QUALIFYING - BEST SECTORS

SECTOR 1			SECTOR 2			IDEAL / BEST COMPARISON						
POS	NO	NAME	TIME	NO	NAME	TIME	POS	NO	NAME	IDEAL	BEST	DIFF
									PERFECT LAP	50.764		
1	961	SIM	30.663	188	KRAWIECKI	20.101	1	188	KRAWIECKI	50.896	50.896	0.000
2	188	KRAWIECKI	30.795	2	GILL	20.271	2	961	SIM	50.987	51.047	0.060
3	2	GILL	30.920	87	POVAH	20.314	3	2	GILL	51.191	51.373	0.182
4	37	LATHAM	31.262	961	SIM	20.324	4	37	LATHAM	51.593	51.593	0.000
5	30	MELLOR	31.516	37	LATHAM	20.331	5	87	POVAH	51.919	52.249	0.330
6	87	POVAH	31.605	511	CLARKE	20.428	6	30	MELLOR	51.944	52.371	0.427
7	511	CLARKE	31.742	30	MELLOR	20.428	7	511	CLARKE	52.170	52.196	0.026
8	661	HARRIS	31.991	134	GILBERT	20.535	8	134	GILBERT	52.779	52.977	0.198
9	199	COLLINS	32.178	199	COLLINS	20.911	9	199	COLLINS	53.089	53.514	0.425
10	169	CUNNINGHAM	32.182	100	HOWTON	20.917	10	169	CUNNINGHAM	53.109	53.136	0.027
11	228	McFADDEN	32.243	169	CUNNINGHAM	20.927	11	228	McFADDEN	53.177	53.371	0.194
12	134	GILBERT	32.244	228	McFADDEN	20.934	12	661	HARRIS	53.419	53.637	0.218
13	5	REYNOLDS	32.340	8	SAUNDERS	21.067	13	13	EDMONDSON	53.440	53.440	0.000
14	13	EDMONDSON	32.358	13	EDMONDSON	21.082	14	5	REYNOLDS	53.474	53.474	0.000
15	501	MANTELL	32.363	5	REYNOLDS	21.134	15	8	SAUNDERS	53.561	53.673	0.112
16	8	SAUNDERS	32.494	212	PALLET	21.134	16	100	HOWTON	53.648	53.793	0.145
17	100	HOWTON	32.731	86	EPPS	21.182	17	501	MANTELL	53.743	53.829	0.086
18	33	CARPENTER	32.824	33	CARPENTER	21.261	18	33	CARPENTER	54.085	54.278	0.193
19	212	PALLET	33.056	686	SPILLER	21.368	19	212	PALLET	54.190	54.453	0.263
20	85	ROBINSON	33.061	501	MANTELL	21.380	20	686	SPILLER	54.497	54.641	0.144
21	686	SPILLER	33.129	82	BULL	21.415	21	82	BULL	54.730	54.777	0.047
22	82	BULL	33.315	73	THOMAS	21.420	22	86	EPPS	54.782	54.857	0.075
23	624	FEDRICK	33.383	661	HARRIS	21.428	23	624	FEDRICK	54.961	55.018	0.057
24	79	GARNER	33.407	624	FEDRICK	21.578	24	73	THOMAS	54.997	54.997	0.000
25	132	GILBERT	33.476	79	GARNER	21.646	25	79	GARNER	55.053	55.365	0.312
26	73	THOMAS	33.577	45	MARSH	21.803	26	85	ROBINSON	55.261	55.261	0.000
27	86	EPPS	33.600	62	NUNN	21.991	27	132	GILBERT	55.548	55.801	0.253
28	45	MARSH	34.034	187	HOPPER	22.018	28	45	MARSH	55.837	55.837	0.000
29	62	NUNN	34.566	132	GILBERT	22.072	29	62	NUNN	56.557	56.833	0.276
30	187	HOPPER	34.638	85	ROBINSON	22.200	30	187	HOPPER	56.656	57.183	0.527
31	144	CRONIN	38.697	144	CRONIN	23.362	31	144	CRONIN	1:02.059		
32							32	42	EVANS		1:01.111	
33							33	22	TRUNDLE		54.880	

BMCRC - MRO Championships 2022 - Rnd 1 @ Brands Hatch Indy

DART Motorsport MRO 600/GP2 inc Clubman 600

QUALIFYING - STATISTICS

Competitors Started	33
Planned Start	2022-03-12 @ 10:59:00.000
Actual Start	2022-03-12 @ 10:51:04.757
Finish Time	2022-03-12 @ 11:03:38.475
Track Length	1.2079mi.
Total Laps	292
Total Distance Covered	352.7201mi.

Session Fastest Lap History

NO	CL	NAME	LAP TIME	TIME OF DAY	LAP	VEHICLE
961		Jack SIM	54.939	10:52:26.605	1	Kawasaki ZX6 R
134		Donald GILBERT	54.292	10:52:59.831	1	Kawasaki ZX6R
961		Jack SIM	53.506	10:53:20.111	2	Kawasaki ZX6 R
134		Donald GILBERT	52.977	10:53:52.809	2	Kawasaki ZX6R
961		Jack SIM	52.186	10:54:12.274	3	Kawasaki ZX6 R
961		Jack SIM	52.054	10:55:04.352	4	Kawasaki ZX6 R
961		Jack SIM	51.682	10:55:56.033	5	Kawasaki ZX6 R
188		Dawid KRAWIECKI	51.607	10:56:23.345	5	Yamaha R6
961		Jack SIM	51.183	10:56:47.216	6	Kawasaki ZX6 R
188		Dawid KRAWIECKI	50.896	11:00:09.806	9	Yamaha R6

Flag History

TYPE	TIME OF DAY
GREEN	10:51:04.757
RED	11:01:41.958
FINISH	11:03:38.475

Flag Statistics

TYPE	COUNT	TOTAL LAPS	TOTAL TIME
Green	1	11	10:37.200
Red	1	0	1:56.517
Safety Car	0	0	0.000
FCY	0	0	0.000

BMCRC - MRO Championships 2022 - Rnd 1 @ Brands Hatch Indy

DART Motorsport MRO 600/GP2 inc Clubman 600

QUALIFYING - STATISTICS

CLASS :

15 Starters

Fastest Lap History

NO	NAME	LAP TIME	TIME OF DAY	LAP	VEHICLE
961	Jack SIM	54.939	10:52:26.605	1	Kawasaki ZX6 R
134	Donald GILBERT	54.292	10:52:59.831	1	Kawasaki ZX6R
961	Jack SIM	53.506	10:53:20.111	2	Kawasaki ZX6 R
134	Donald GILBERT	52.977	10:53:52.809	2	Kawasaki ZX6R
961	Jack SIM	52.186	10:54:12.274	3	Kawasaki ZX6 R
961	Jack SIM	52.054	10:55:04.352	4	Kawasaki ZX6 R
961	Jack SIM	51.682	10:55:56.033	5	Kawasaki ZX6 R
188	Dawid KRAWIECKI	51.607	10:56:23.345	5	Yamaha R6
961	Jack SIM	51.183	10:56:47.216	6	Kawasaki ZX6 R
188	Dawid KRAWIECKI	50.896	11:00:09.806	9	Yamaha R6

BMCRC - MRO Championships 2022 - Rnd 1 @ Brands Hatch Indy

DART Motorsport MRO 600/GP2 inc Clubman 600

QUALIFYING - STATISTICS

CLASS : C

17 Starters

Fastest Lap History

NO	NAME	LAP TIME	TIME OF DAY	LAP	VEHICLE
228	Paul McFADDEN	58.729	10:52:30.895	1	Kawasaki ZX636
73	Jamie THOMAS	57.936	10:52:36.989	1	Yamaha R6
228	Paul McFADDEN	56.330	10:53:27.225	2	Kawasaki ZX636
8	Dave SAUNDERS	56.069	10:53:35.749	2	Honda CBR600
228	Paul McFADDEN	54.725	10:54:21.949	3	Kawasaki ZX636
30	Owen MELLOR	53.665	10:55:38.764	4	Kawaski ZX-6
30	Owen MELLOR	53.209	10:56:31.972	5	Kawaski ZX-6
30	Owen MELLOR	52.371	10:57:24.339	6	Kawaski ZX-6
511	Ross CLARKE	52.196	11:00:35.125	9	Kawasaki ZX600RR

BMCRC - MRO Championships 2022 - Rnd 1 @ Brands Hatch Indy

DART Motorsport MRO 600/GP2 inc Clubman 600

QUALIFYING - STATISTICS

CLASS : GP2

1 Starters

Fastest Lap History

NO	NAME	LAP TIME	TIME OF DAY	LAP	VEHICLE
661	Cameron HARRIS	55.600	10:52:27.724	1	Triumph 675R
661	Cameron HARRIS	53.920	10:53:21.645	2	Triumph 675R
661	Cameron HARRIS	53.637	10:58:47.584	8	Triumph 675R

BMCRC - MRO Championships 2022 - Rnd 1 @ Brands Hatch Indy



DART Motorsport MRO 600/GP2 inc Clubman 600

RACE 5 - GRID (10 Laps)

ROW 12	36		35		34	219 Tony COE		
ROW 11		33	144 Nick CRONIN	32	1:01.111 42 Kai EVANS	31	57.183 187 Jake HOPPER	
ROW 10		30	56.833 62 Oliver NUNN	29	55.837 45 Jake MARSH	28	55.801 132 Mitchell GILBERT	
ROW 9			27	55.365 79 Thomas GARNER	26	55.261 85 James ROBINSON	25	55.018 624 Matthew FEDRICK
ROW 8		24	54.997 73 Jamie THOMAS	23	54.880 22 Toby TRUNDLE	22	54.857 86 Matthew EPPS	
ROW 7			21	54.777 82 James BULL	20	54.641 686 Liam SPILLER	19	54.453 212 Matt PALLETT
ROW 6		18	54.278 33 Aaren CARPENTER	17	53.829 501 Barry MANTELL	16	53.793 100 Craig HOWTON	
ROW 5			15	53.673 8 Dave SAUNDERS	14	53.637 661 Cameron HARRIS	13	53.514 199 Lloyd COLLINS
ROW 4		12	53.474 5 John REYNOLDS	11	53.440 13 Doug EDMONDSON	10	53.371 228 Paul McFADDEN	
ROW 3			9	53.136 169 Gareth CUNNINGHAM	8	52.977 134 Donald GILBERT	7	52.371 30 Owen MELLOR
ROW 2		6	52.249 87 Keith POVAH	5	52.196 511 Ross CLARKE	4	51.593 37 Alex LATHAM	
ROW 1			3	51.373 2 Andrew GILL	2	51.047 961 Jack SIM	1	50.896 188 Dawid KRAWIECKI

Pole

Brands Hatch Indy: 1.2079 miles

These results are provisional until the conclusion of any judicial and technical matters.

Clerk Of Course :	Stewards :	Timekeeper : Craig Smith
-------------------	------------	--------------------------

Results can be found at www.tsl-timing.com

Printed - 11:05 Saturday, 12 March 2022



BMCRC - MRO Championships 2022 - Rnd 1 @ Brands Hatch Indy



DART Motorsport MRO 600/GP2 inc Clubman 600

RACE 5 - CLASSIFICATION

POS	NO	CL	PIC NAME	ENTRY	LAPS	TIME	GAP	DIFF	MPH	BEST	ON
1	188		1 Dawid KRAWIECKI	Yamaha R6 - Code Blue LTD & D A East Electrical	10	8:29.113			85.41	49.822	5
2	961		2 Jack SIM	Kawasaki ZX6 R - Vanguard Motorsport/ Platform Li	10	8:29.670	0.557	0.557	85.32	50.153	9
3	2		3 Andrew GILL	Kawasaki ZX6R -	10	8:31.102	1.989	1.432	85.08	50.255	8
4	37		4 Alex LATHAM	Triumph DAYTONA - BR-8 / McCrash Racing	10	8:38.475	9.362	7.373	83.87	50.795	7
5	87		5 Keith POVAH	Yamaha R6 - Instagram @crap.sack give us a follow	10	8:38.599	9.486	0.124	83.85	50.984	9
6	511	C	1 Ross CLARKE	Kawasaki ZX600RR - Ross clarke Farriery	10	8:38.795	9.682	0.196	83.82	50.928	4
7	5		6 John REYNOLDS	Yamaha R6 - Fins Motorcycles	10	8:44.438	15.325	5.643	82.91	51.000	10
8	661	GP2	1 Cameron HARRIS	Triumph 675R - HARRIS PERFORMANCE	10	8:44.463	15.350	0.025	82.91	51.230	5
9	199		7 Lloyd COLLINS	Honda CBR600RR - Warren Drives	10	8:44.762	15.649	0.299	82.86	51.025	10
10	169		8 Gareth CUNNINGHAM	Yamaha R6 - Right gear motorcycles	10	8:46.506	17.393	1.744	82.59	51.571	10
11	30	C	2 Owen MELLOR	Kawaski ZX-6 - BDS Motorcycles	10	8:46.763	17.650	0.257	82.55	51.465	9
12	13		9 Doug EDMONDSON	Triumph DAYTONA - Stan Stephens Tuning	10	8:47.457	18.344	0.694	82.44	51.606	6
13	212	C	3 Matt PALLETT	Yamaha R6 - BDA Chartered Architects	10	8:51.374	22.261	3.917	81.83	51.471	10
14	100		10 Craig HOWTON	Kawasaki ZX6R - ME	10	8:53.934	24.821	2.560	81.44	51.771	7
15	33	C	4 Aaren CARPENTER	Kawasaki ZX6R - Slugcrow Racing	10	8:54.405	25.292	0.471	81.37	51.689	10
16	132	C	5 Mitchell GILBERT	Suzuki GSXR 600 - The Asap group	10	8:59.660	30.547	5.255	80.58	52.756	8
17	501	C	6 Barry MANTELL	Yamaha R6 - Swedish car connection	10	8:59.983	30.870	0.323	80.53	52.712	9
18	8	C	7 Dave SAUNDERS	Honda CBR600 - Mum/Dad/JW MOT/Parks Utility	10	9:00.231	31.118	0.248	80.49	52.695	5
19	228	C	8 Paul McFADDEN	Kawasaki ZX636 - T.McFadden Plant Ltd	10	9:00.308	31.195	0.077	80.48	52.441	5
20	82		11 James BULL	Kawasaki - dad ... team bull racing	10	9:04.861	35.748	4.553	79.81	52.133	9
21	22	C	9 Toby TRUNDLE	Yamaha YZF-R6 - Harris Motorcycles - Harlow	10	9:04.926	35.813	0.065	79.80	53.194	9
22	45	C	10 Jake MARSH	Kawasaki ZX6R - Zipped Up Racing	10	9:05.364	36.251	0.438	79.73	52.865	4
23	73	C	11 Jamie THOMAS	Yamaha R6 - Team RubyRacing	10	9:08.696	39.583	3.332	79.25	53.789	5
24	79	C	12 Thomas GARNER	Yamaha R6 -	10	9:09.315	40.202	0.619	79.16	53.172	9
25	86	C	13 Matthew EPPS	Yamaha R6 - M.E Vehicle Repairs	10	9:13.080	43.967	3.765	78.62	53.733	5
26	624	C	14 Matthew FEDRICK	Yamaha R6 - M.Fedrick Farriers Ltd/Palmer Race Sk	10	9:14.328	45.215	1.248	78.44	53.599	4
27	62	C	15 Oliver NUNN	Yamaha R6 - Intertechnic UK & STVL	10	9:17.106	47.993	2.778	78.05	53.591	10
28	686	C	16 Liam SPILLER	Yamaha R6 - LD Renovate Ltd	10	9:17.205	48.092	0.099	78.04	53.863	5
29	85		12 James ROBINSON	Yamaha R6 - claire palastanga ceramics	10	9:20.649	51.536	3.444	77.56	54.474	5

NOT CLASSIFIED

DNF	187		Jake HOPPER	Yamaha R6 - Csx	8	7:24.607	2 Laps	2 Laps	78.24	53.790	5
DNF	42	C	Kai EVANS	Suzuki GSXR 600 - CBS Ltd Construction and Engin	5	5:15.402	5 Laps	3 Laps	68.93	1:00.613	4
DNF	134		Donald GILBERT	Kawasaki ZX6R - S and N tyres	4	3:27.612	6 Laps	1 Lap	83.78	50.505	3
DNF	144		Nick CRONIN	Yamaha R6 -	2	2:03.824	8 Laps	2 Laps	70.23	56.657	2

FASTEST LAP

188		Dawid KRAWIECKI	Yamaha R6 - Code Blue LTD & D A East Electrical	5	49.822	87.28 mph	140.46 kph
511	C	Ross CLARKE	Kawasaki ZX600RR - Ross clarke Farriery	4	50.928	85.38 mph	137.41 kph
661	GP2	Cameron HARRIS	Triumph 675R - HARRIS PERFORMANCE	5	51.230	84.88 mph	136.60 kph

Class - 92.5% of Race Speed = 79.00 mph
 Class C - 92.5% of Race Speed = 77.53 mph
 Class GP2 - 92.5% of Race Speed = 76.69 mph

Weather / Track : Cloudy / Dry

These results are provisional until the conclusion of any judicial and technical matters.

Race Distance: 10 Laps / 12.07 miles

Brands Hatch Indy: 1.2079 miles

Date: 12/03/2022 Start: 13:09 Finish: 13:18

Clerk Of Course :

Stewards :

Timekeeper : Craig Smith

Results can be found at www.tsl-timing.com

Printed - 13:24 Saturday, 12 March 2022



BMCRC - MRO Championships 2022 - Rnd 1 @ Brands Hatch Indy

DART Motorsport MRO 600/GP2 inc Clubman 600

RACE 5 - LAP CHART

LAP 1 @ 13:10:27.330

NO	BEHIND	LAP TIME
961		55.143
188	0.335	55.478
134	0.422	55.565
2	0.859	56.002
87	1.849	56.992
511	2.040	57.183
5	2.533	57.676
37	2.664	57.807
30	3.103	58.246
199	3.460	58.603
169	3.903	59.046
661	4.221	59.364
13	4.518	59.661
501	5.738	1:00.881
33	6.109	1:01.252
8	6.237	1:01.380
132	6.389	1:01.532
100	6.483	1:01.626
212	6.918	1:02.061
22	7.102	1:02.245
73	7.705	1:02.848
228	7.802	1:02.945
624	8.847	1:03.990
85	8.879	1:04.022
45	8.977	1:04.120
79	9.209	1:04.352
187	9.760	1:04.903
86	9.883	1:05.026
82	10.004	1:05.147
686	10.329	1:05.472
62	10.625	1:05.768
144	12.024	1:07.167
42	15.765	1:10.908

LAP 2 @ 13:11:18.148

NO	BEHIND	LAP TIME
961		50.818
188	0.090	50.573
134	0.284	50.680
2	0.746	50.705
87	3.042	52.011
511	3.252	52.030
37	3.330	51.484
5	4.495	52.780
30	4.846	52.561
199	4.870	52.228
661	5.060	51.657
169	5.435	52.350
13	6.185	52.485
33	8.463	53.172
501	8.611	53.691
8	9.013	53.594
132	9.221	53.650
100	9.346	53.681
212	9.674	53.574
22	10.481	54.197
228	11.139	54.155
73	11.206	54.319
45	13.075	54.916
624	13.388	55.359
85	13.509	55.448
79	13.566	55.175
187	13.725	54.783

LAP 3 @ 13:12:08.626

NO	BEHIND	LAP TIME
961		50.478
188	0.086	50.474
134	0.311	50.505
2	0.723	50.455
87	4.163	51.599
37	4.383	51.531
511	4.553	51.779
5	6.144	52.127
661	6.678	52.096
199	6.701	52.309
169	6.895	51.938
30	6.953	52.585
13	7.849	52.142
33	10.494	52.509
501	11.262	53.129
8	11.549	53.014
132	11.629	52.886
212	11.775	52.579
100	11.947	53.079
22	13.884	53.881
228	13.999	53.338
73	15.081	54.353
45	16.090	53.493
624	17.189	54.279
79	17.396	54.308
187	17.790	54.543
82	18.401	54.790
85	18.577	55.546
86	18.624	54.588
86	18.735	54.520
686	18.735	54.520
62	20.074	55.075
42	37.496	1:00.935

LAP 4 @ 13:12:59.430

NO	BEHIND	LAP TIME
961		50.804
188	0.094	50.812
134	0.369	50.862
2	0.550	50.631
87	4.501	51.142
37	4.591	51.012
511	4.677	50.928
661	7.184	51.310
5	7.460	52.120
199	7.758	51.861
169	7.833	51.742
30	8.606	52.457
13	9.261	52.216
33	12.545	52.855
212	13.547	52.576
501	13.809	53.351
100	13.892	52.749
132	14.171	53.346
8	14.706	53.961
228	15.650	52.455
22	16.889	53.809

LAP 5 @ 13:13:49.346

NO	BEHIND	LAP TIME
188		49.822
961	0.496	50.412
2	1.785	51.151
87	5.638	51.053
37	5.845	51.170
511	5.905	51.144
661	8.498	51.230
5	9.184	51.640
199	9.501	51.659
169	9.646	51.729
30	10.434	51.744
13	11.104	51.759
212	15.428	51.797
33	15.568	52.939
100	16.764	52.788
501	16.794	52.901
132	17.131	52.876
8	17.485	52.695
228	18.175	52.441
22	20.500	53.527
45	21.118	52.883
73	22.121	53.789
624	23.974	53.906
79	24.220	53.752
82	24.307	53.101
187	24.762	53.790
86	25.568	53.733
686	25.927	53.863
85	28.297	54.474
62	29.243	54.854

LAP 6 @ 13:14:39.299

NO	BEHIND	LAP TIME
188		49.953
961	1.150	50.607
2	2.113	50.281
37	7.091	51.199
87	7.179	51.494
511	7.335	51.383
42	1 Lap	1:00.854
661	10.013	51.468
5	11.176	51.945
199	11.365	51.817
169	11.655	51.962
30	12.043	51.562
13	12.757	51.606
212	17.269	51.794
33	18.112	52.497
100	19.294	52.483
501	20.121	53.280
132	20.242	53.064

LAP 7 @ 13:15:29.814

NO	BEHIND	LAP TIME
188		50.515
961	1.175	50.540
2	2.129	50.531
37	7.371	50.795
87	7.651	50.987
511	7.777	50.957
661	11.828	52.330
5	12.534	51.873
199	13.020	52.170
169	13.591	52.451
30	13.923	52.395
13	14.484	52.242
212	18.533	51.779
100	20.550	51.771
33	20.628	53.031
132	22.844	53.117
501	23.035	53.429
8	23.183	53.099
228	23.418	52.778
22	27.322	53.792
45	27.671	53.933
73	29.451	53.891
82	29.811	52.723
79	31.204	53.228
624	32.372	55.170
187	32.456	54.151
86	32.687	53.820
686	35.606	55.060
62	37.492	54.162
85	37.516	54.943

LAP 8 @ 13:16:20.372

NO	BEHIND	LAP TIME
188		50.558
961	1.165	50.548
2	1.826	50.255
37	8.167	51.354
87	8.279	51.186
511	8.487	51.268
661	12.863	51.593
5	14.017	52.041
199	14.297	51.835
169	14.960	51.927
30	15.409	52.044
13	15.756	51.830
212	19.852	51.877
100	21.909	51.917
33	22.297	52.227
132	25.042	52.756

LAP 9 @ 13:17:10.786

NO	BEHIND	LAP TIME
188		50.414
961	0.904	50.153
2	1.741	50.329
37	8.738	50.985
87	8.849	50.984
511	9.134	51.061
661	13.961	51.512
5	14.839	51.236
199	15.138	51.255
169	16.336	51.790
30	16.460	51.465
13	17.006	51.664
212	21.304	51.866
100	23.532	52.037
33	24.117	52.234
132	27.825	53.197
501	28.047	52.712
8	28.415	52.800
228	28.764	53.054
22	33.064	53.194
45	33.268	53.114
82	33.460	52.133
73	36.239	53.834
79	37.136	53.172
86	40.331	54.136
624	41.938	55.007
686	44.069	54.327
62	44.916	53.745
85	46.685	54.983

LAP 10 @ 13:18:01.300

NO	BEHIND	LAP TIME
188		50.514
961	0.557	50.167
2	1.989	50.762
37	9.362	51.138
87	9.486	51.151
511	9.682	51.062
5	15.325	51.000
661	15.350	51.903
199	15.649	51.025
169	17.393	51.571
30	17.650	51.704
13	18.344	51.852
212	22.261	51.471
100	24.821	51.803
33	25.292	51.689
132	30.547	53.236

BMCRC - MRO Championships 2022 - Rnd 1 @ Brands Hatch Indy

DART Motorsport MRO 600/GP2 inc Clubman 600

RACE 5 - LAP CHART

501	30.870	53.337
8	31.118	53.217
228	31.195	52.945
82	35.748	52.802
22	35.813	53.263
45	36.251	53.497
73	39.583	53.858
79	40.202	53.580
86	43.967	54.150
624	45.215	53.791
62	47.993	53.591
686	48.092	54.537
85	51.536	55.365

BMCRC - MRO Championships 2022 - Rnd 1 @ Brands Hatch Indy

DART Motorsport MRO 600/GP2 inc Clubman 600

RACE 5 - SECTOR ANALYSIS



SECTOR 1 = FL to I1, SECTOR 2 = I1 to FL, DIFF = Difference To Personal Best Lap, P = Crossed Finish Line in Pit Lane, D = Time Disallowed

P1 188		Dawid KRAWIECKI		Yamaha R6 - Code Blue LTD & D A East Electrical			
IDEAL LAP TIME : 49.792		BEST LAP TIME : 49.822		DIFFERENCE : 0.030			
LAP	SECTOR 1	SECTOR 2	LAP TIME	MPH	DIFF	TIME OF DAY	
1 -		20.441	55.478	78.38	5.656	13:10:27.665	
2 -	30.437	20.136	50.573	85.98	0.751	13:11:18.238	
3 -	30.259	20.215	50.474	86.15	0.652	13:12:08.712	
4 -	30.617	20.195	50.812	85.58	0.990	13:12:59.524	
5 -	30.007	19.815	49.822 (1)	87.28		13:13:49.346	
6 -	30.168	19.785	49.953 (2)	87.05	0.131	13:14:39.299	
7 -	30.463	20.052	50.515	86.08	0.693	13:15:29.814	
8 -	30.523	20.035	50.558	86.01	0.736	13:16:20.372	
9 -	30.485	19.929	50.414 (3)	86.25	0.592	13:17:10.786	
10 -	30.440	20.074	50.514	86.08	0.692	13:18:01.300	

P2 961		Jack SIM		Kawasaki ZX6 R - Vanguard Motorsport/ Platform Lift Engineers			
IDEAL LAP TIME : 50.142		BEST LAP TIME : 50.153		DIFFERENCE : 0.011			
LAP	SECTOR 1	SECTOR 2	LAP TIME	MPH	DIFF	TIME OF DAY	
1 -		20.175	55.143	78.85	4.990	13:10:27.330	
2 -	30.552	20.266	50.818	85.57	0.665	13:11:18.148	
3 -	30.197	20.281	50.478	86.14	0.325	13:12:08.626	
4 -	30.539	20.265	50.804	85.59	0.651	13:12:59.430	
5 -	30.430	19.982	50.412 (3)	86.26	0.259	13:13:49.842	
6 -	30.488	20.119	50.607	85.92	0.454	13:14:40.449	
7 -	30.352	20.188	50.540	86.04	0.387	13:15:30.989	
8 -	30.482	20.066	50.548	86.02	0.395	13:16:21.537	
9 -	30.165	19.988	50.153 (1)	86.70		13:17:11.690	
10 -	30.190	19.977	50.167 (2)	86.68	0.014	13:18:01.857	

P3 2		Andrew GILL		Kawasaki ZX6R -			
IDEAL LAP TIME : 50.183		BEST LAP TIME : 50.255		DIFFERENCE : 0.072			
LAP	SECTOR 1	SECTOR 2	LAP TIME	MPH	DIFF	TIME OF DAY	
1 -		20.269	56.002	77.64	5.747	13:10:28.189	
2 -	30.592	20.113	50.705	85.76	0.450	13:11:18.894	
3 -	30.526	19.929	50.455	86.18	0.200	13:12:09.349	
4 -	30.595	20.036	50.631	85.88	0.376	13:12:59.980	
5 -	31.047	20.104	51.151	85.01	0.896	13:13:51.131	
6 -	30.254	20.027	50.281 (2)	86.48	0.026	13:14:41.412	
7 -	30.476	20.055	50.531	86.05	0.276	13:15:31.943	
8 -	30.257	19.998	50.255 (1)	86.53		13:16:22.198	
9 -	30.275	20.054	50.329 (3)	86.40	0.074	13:17:12.527	
10 -	30.665	20.097	50.762	85.66	0.507	13:18:03.289	

P4 37		Alex LATHAM		Triumph DAYTONA - BR-8 / McCrash Racing			
IDEAL LAP TIME : 50.629		BEST LAP TIME : 50.795		DIFFERENCE : 0.166			
LAP	SECTOR 1	SECTOR 2	LAP TIME	MPH	DIFF	TIME OF DAY	
1 -		20.448	57.807	75.22	7.012	13:10:29.994	
2 -	30.806	20.678	51.484	84.46	0.689	13:11:21.478	
3 -	30.778	20.753	51.531	84.38	0.736	13:12:13.009	
4 -	30.577	20.435	51.012 (3)	85.24	0.217	13:13:04.021	
5 -	30.687	20.483	51.170	84.98	0.375	13:13:55.191	
6 -	30.585	20.614	51.199	84.93	0.404	13:14:46.390	
7 -	30.363	20.432	50.795 (1)	85.61		13:15:37.185	
8 -	30.994	20.360	51.354	84.67	0.559	13:16:28.539	
9 -	30.719	20.266	50.985 (2)	85.29	0.190	13:17:19.524	
10 -	30.756	20.382	51.138	85.03	0.343	13:18:10.662	

BMCRC - MRO Championships 2022 - Rnd 1 @ Brands Hatch Indy

DART Motorsport MRO 600/GP2 inc Clubman 600

RACE 5 - SECTOR ANALYSIS



SECTOR 1 = FL to I1, SECTOR 2 = I1 to FL, DIFF = Difference To Personal Best Lap, P = Crossed Finish Line in Pit Lane, D = Time Disallowed

P5 87 Keith POVAH		Yamaha R6 - Instagram @crap.sack give us a follow!				
IDEAL LAP TIME : 50.731		BEST LAP TIME : 50.984		DIFFERENCE : 0.253		
LAP	SECTOR 1	SECTOR 2	LAP TIME	MPH	DIFF	TIME OF DAY
1 -		20.747	56.992	76.30	6.008	13:10:29.179
2 -	31.244	20.767	52.011	83.60	1.027	13:11:21.190
3 -	30.841	20.758	51.599	84.27	0.615	13:12:12.789
4 -	30.566	20.576	51.142	85.02	0.158	13:13:03.931
5 -	30.609	20.444	51.053 (3)	85.17	0.069	13:13:54.984
6 -	30.849	20.645	51.494	84.44	0.510	13:14:46.478
7 -	30.674	20.313	50.987 (2)	85.28	0.003	13:15:37.465
8 -	30.928	20.258	51.186	84.95	0.202	13:16:28.651
9 -	30.819	20.165	50.984 (1)	85.29		13:17:19.635
10 -	30.858	20.293	51.151	85.01	0.167	13:18:10.786

P6 511 C Ross CLARKE		Kawasaki ZX600RR - Ross clarke Farriery				
IDEAL LAP TIME : 50.836		BEST LAP TIME : 50.928		DIFFERENCE : 0.092		
LAP	SECTOR 1	SECTOR 2	LAP TIME	MPH	DIFF	TIME OF DAY
1 -		20.548	57.183	76.04	6.255	13:10:29.370
2 -	31.215	20.815	52.030	83.57	1.102	13:11:21.400
3 -	31.126	20.653	51.779	83.98	0.851	13:12:13.179
4 -	30.655	20.273	50.928 (1)	85.38		13:13:04.107
5 -	30.910	20.234	51.144	85.02	0.216	13:13:55.251
6 -	30.825	20.558	51.383	84.63	0.455	13:14:46.634
7 -	30.764	20.193	50.957 (2)	85.33	0.029	13:15:37.591
8 -	30.936	20.332	51.268	84.82	0.340	13:16:28.859
9 -	30.737	20.324	51.061 (3)	85.16	0.133	13:17:19.920
10 -	30.881	20.181	51.062	85.16	0.134	13:18:10.982

P7 5 John REYNOLDS		Yamaha R6 - Fins Motorcycles				
IDEAL LAP TIME : 50.943		BEST LAP TIME : 51.000		DIFFERENCE : 0.057		
LAP	SECTOR 1	SECTOR 2	LAP TIME	MPH	DIFF	TIME OF DAY
1 -		20.735	57.676	75.39	6.676	13:10:29.863
2 -	31.865	20.915	52.780	82.39	1.780	13:11:22.643
3 -	31.396	20.731	52.127	83.42	1.127	13:12:14.770
4 -	31.500	20.620	52.120	83.43	1.120	13:13:06.890
5 -	30.981	20.659	51.640 (3)	84.20	0.640	13:13:58.530
6 -	31.214	20.731	51.945	83.71	0.945	13:14:50.475
7 -	31.131	20.742	51.873	83.83	0.873	13:15:42.348
8 -	31.437	20.604	52.041	83.56	1.041	13:16:34.389
9 -	30.750	20.486	51.236 (2)	84.87	0.236	13:17:25.625
10 -	30.807	20.193	51.000 (1)	85.26		13:18:16.625

P8 661 GP2 Cameron HARRIS		Triumph 675R - HARRIS PERFORMANCE				
IDEAL LAP TIME : 50.893		BEST LAP TIME : 51.230		DIFFERENCE : 0.337		
LAP	SECTOR 1	SECTOR 2	LAP TIME	MPH	DIFF	TIME OF DAY
1 -		21.408	59.364	73.25	8.134	13:10:31.551
2 -	31.185	20.472	51.657	84.18	0.427	13:11:23.208
3 -	31.516	20.580	52.096	83.47	0.866	13:12:15.304
4 -	30.795	20.515	51.310 (2)	84.75	0.080	13:13:06.614
5 -	30.421	20.809	51.230 (1)	84.88		13:13:57.844
6 -	30.826	20.642	51.468 (3)	84.49	0.238	13:14:49.312
7 -	31.438	20.892	52.330	83.09	1.100	13:15:41.642
8 -	30.473	21.120	51.593	84.28	0.363	13:16:33.235
9 -	30.903	20.609	51.512	84.41	0.282	13:17:24.747
10 -	30.823	21.080	51.903	83.78	0.673	13:18:16.650

BMCRC - MRO Championships 2022 - Rnd 1 @ Brands Hatch Indy

DART Motorsport MRO 600/GP2 inc Clubman 600

RACE 5 - SECTOR ANALYSIS



SECTOR 1 = FL to I1, SECTOR 2 = I1 to FL, DIFF = Difference To Personal Best Lap, P = Crossed Finish Line in Pit Lane, D = Time Disallowed

P9 199		Lloyd COLLINS		Honda CBR600RR - Warren Drives		
IDEAL LAP TIME : 50.847		BEST LAP TIME : 51.025		DIFFERENCE : 0.178		
LAP	SECTOR 1	SECTOR 2	LAP TIME	MPH	DIFF	TIME OF DAY
1 -		21.020	58.603	74.20	7.578	13:10:30.790
2 -	31.439	20.789	52.228	83.26	1.203	13:11:23.018
3 -	31.468	20.841	52.309	83.13	1.284	13:12:15.327
4 -	31.248	20.613	51.861	83.85	0.836	13:13:07.188
5 -	30.921	20.738	51.659 (3)	84.17	0.634	13:13:58.847
6 -	31.156	20.661	51.817	83.92	0.792	13:14:50.664
7 -	31.175	20.995	52.170	83.35	1.145	13:15:42.834
8 -	31.128	20.707	51.835	83.89	0.810	13:16:34.669
9 -	30.709	20.546	51.255 (2)	84.84	0.230	13:17:25.924
10 -	30.887	20.138	51.025 (1)	85.22		13:18:16.949

P10 169		Gareth CUNNINGHAM		Yamaha R6 - Right gear motorcycles		
IDEAL LAP TIME : 51.571		BEST LAP TIME : 51.571		DIFFERENCE : 0.000		
LAP	SECTOR 1	SECTOR 2	LAP TIME	MPH	DIFF	TIME OF DAY
1 -		21.192	59.046	73.64	7.475	13:10:31.233
2 -	31.831	20.519	52.350	83.06	0.779	13:11:23.583
3 -	31.412	20.526	51.938	83.72	0.367	13:12:15.521
4 -	31.321	20.421	51.742 (3)	84.04	0.171	13:13:07.263
5 -	31.177	20.552	51.729 (2)	84.06	0.158	13:13:58.992
6 -	31.399	20.563	51.962	83.68	0.391	13:14:50.954
7 -	31.801	20.650	52.451	82.90	0.880	13:15:43.405
8 -	31.463	20.464	51.927	83.74	0.356	13:16:35.332
9 -	31.215	20.575	51.790	83.96	0.219	13:17:27.122
10 -	31.157	20.414	51.571 (1)	84.32		13:18:18.693

P11 30 C		Owen MELLOR		Kawaski ZX-6 - BDS Motorcycles		
IDEAL LAP TIME : 51.315		BEST LAP TIME : 51.465		DIFFERENCE : 0.150		
LAP	SECTOR 1	SECTOR 2	LAP TIME	MPH	DIFF	TIME OF DAY
1 -		20.684	58.246	74.65	6.781	13:10:30.433
2 -	31.593	20.968	52.561	82.73	1.096	13:11:22.994
3 -	31.446	21.139	52.585	82.69	1.120	13:12:15.579
4 -	31.749	20.708	52.457	82.89	0.992	13:13:08.036
5 -	31.219	20.525	51.744	84.04	0.279	13:13:59.780
6 -	31.069	20.493	51.562 (2)	84.33	0.097	13:14:51.342
7 -	31.884	20.511	52.395	82.99	0.930	13:15:43.737
8 -	31.476	20.568	52.044	83.55	0.579	13:16:35.781
9 -	30.928	20.537	51.465 (1)	84.49		13:17:27.246
10 -	31.317	20.387	51.704 (3)	84.10	0.239	13:18:18.950

P12 13		Doug EDMONDSON		Triumph DAYTONA - Stan Stephens Tuning		
IDEAL LAP TIME : 51.479		BEST LAP TIME : 51.606		DIFFERENCE : 0.127		
LAP	SECTOR 1	SECTOR 2	LAP TIME	MPH	DIFF	TIME OF DAY
1 -		21.203	59.661	72.88	8.055	13:10:31.848
2 -	31.789	20.696	52.485	82.85	0.879	13:11:24.333
3 -	31.481	20.661	52.142	83.39	0.536	13:12:16.475
4 -	31.539	20.677	52.216	83.28	0.610	13:13:08.691
5 -	31.180	20.579	51.759 (3)	84.01	0.153	13:14:00.450
6 -	31.184	20.422	51.606 (1)	84.26		13:14:52.056
7 -	31.513	20.729	52.242	83.23	0.636	13:15:44.298
8 -	31.384	20.446	51.830	83.90	0.224	13:16:36.128
9 -	31.057	20.607	51.664 (2)	84.17	0.058	13:17:27.792
10 -	31.264	20.588	51.852	83.86	0.246	13:18:19.644

BMCRC - MRO Championships 2022 - Rnd 1 @ Brands Hatch Indy

DART Motorsport MRO 600/GP2 inc Clubman 600

RACE 5 - SECTOR ANALYSIS



SECTOR 1 = FL to I1, SECTOR 2 = I1 to FL, DIFF = Difference To Personal Best Lap, P = Crossed Finish Line in Pit Lane, D = Time Disallowed

P13 212 C		Matt PALLETT		Yamaha R6 - BDA Chartered Architects			
IDEAL LAP TIME : 51.285		BEST LAP TIME : 51.471		DIFFERENCE : 0.186			
LAP	SECTOR 1	SECTOR 2	LAP TIME	MPH	DIFF	TIME OF DAY	
1 -		21.588	1:02.061	70.06	10.590	13:10:34.248	
2 -	32.494	21.080	53.574	81.17	2.103	13:11:27.822	
3 -	31.944	20.635	52.579	82.70	1.108	13:12:20.401	
4 -	31.824	20.752	52.576	82.71	1.105	13:13:12.977	
5 -	31.351	20.446	51.797	83.95	0.326	13:14:04.774	
6 -	31.313	20.481	51.794 (3)	83.95	0.323	13:14:56.568	
7 -	31.032	20.747	51.779 (2)	83.98	0.308	13:15:48.347	
8 -	31.351	20.526	51.877	83.82	0.406	13:16:40.224	
9 -	31.294	20.572	51.866	83.84	0.395	13:17:32.090	
10 -	30.839	20.632	51.471 (1)	84.48		13:18:23.561	

P14 100		Craig HOWTON		Kawasaki ZX6R - ME			
IDEAL LAP TIME : 51.552		BEST LAP TIME : 51.771		DIFFERENCE : 0.219			
LAP	SECTOR 1	SECTOR 2	LAP TIME	MPH	DIFF	TIME OF DAY	
1 -		21.848	1:01.626	70.56	9.855	13:10:33.813	
2 -	32.493	21.188	53.681	81.00	1.910	13:11:27.494	
3 -	32.345	20.734	53.079	81.92	1.308	13:12:20.573	
4 -	32.062	20.687	52.749	82.43	0.978	13:13:13.322	
5 -	31.763	21.025	52.788	82.37	1.017	13:14:06.110	
6 -	31.872	20.611	52.483	82.85	0.712	13:14:58.593	
7 -	31.432	20.339	51.771 (1)	83.99		13:15:50.364	
8 -	31.437	20.480	51.917 (3)	83.76	0.146	13:16:42.281	
9 -	31.404	20.633	52.037	83.56	0.266	13:17:34.318	
10 -	31.213	20.590	51.803 (2)	83.94	0.032	13:18:26.121	

P15 33 C		Aaren CARPENTER		Kawasaki ZX6R - Slugcrow Racing			
IDEAL LAP TIME : 51.505		BEST LAP TIME : 51.689		DIFFERENCE : 0.184			
LAP	SECTOR 1	SECTOR 2	LAP TIME	MPH	DIFF	TIME OF DAY	
1 -		21.531	1:01.252	70.99	9.563	13:10:33.439	
2 -	31.861	21.311	53.172	81.78	1.483	13:11:26.611	
3 -	31.511	20.998	52.509	82.81	0.820	13:12:19.120	
4 -	31.873	20.982	52.855	82.27	1.166	13:13:11.975	
5 -	31.647	21.292	52.939	82.14	1.250	13:14:04.914	
6 -	31.930	20.567	52.497	82.83	0.808	13:14:57.411	
7 -	31.806	21.225	53.031	82.00	1.342	13:15:50.442	
8 -	31.593	20.634	52.227 (2)	83.26	0.538	13:16:42.669	
9 -	31.574	20.660	52.234 (3)	83.25	0.545	13:17:34.903	
10 -	30.938	20.751	51.689 (1)	84.13		13:18:26.592	

P16 132 C		Mitchell GILBERT		Suzuki GSXR 600 - The Asap group			
IDEAL LAP TIME : 52.476		BEST LAP TIME : 52.756		DIFFERENCE : 0.280			
LAP	SECTOR 1	SECTOR 2	LAP TIME	MPH	DIFF	TIME OF DAY	
1 -		21.631	1:01.532	70.67	8.776	13:10:33.719	
2 -	32.251	21.399	53.650	81.05	0.894	13:11:27.369	
3 -	32.111	20.775	52.886 (3)	82.22	0.130	13:12:20.255	
4 -	32.404	20.942	53.346	81.51	0.590	13:13:13.601	
5 -	32.033	20.843	52.876 (2)	82.24	0.120	13:14:06.477	
6 -	32.261	20.803	53.064	81.95	0.308	13:14:59.541	
7 -	32.010	21.107	53.117	81.86	0.361	13:15:52.658	
8 -	31.701	21.055	52.756 (1)	82.42		13:16:45.414	
9 -	31.932	21.265	53.197	81.74	0.441	13:17:38.611	
10 -	32.027	21.209	53.236	81.68	0.480	13:18:31.847	

BMCRC - MRO Championships 2022 - Rnd 1 @ Brands Hatch Indy

DART Motorsport MRO 600/GP2 inc Clubman 600

RACE 5 - SECTOR ANALYSIS



SECTOR 1 = FL to I1, SECTOR 2 = I1 to FL, DIFF = Difference To Personal Best Lap, P = Crossed Finish Line in Pit Lane, D = Time Disallowed

P17 501 C		Barry MANTELL		Yamaha R6 - Swedish car connection		
IDEAL LAP TIME : 52.661		BEST LAP TIME : 52.712		DIFFERENCE : 0.051		
LAP	SECTOR 1	SECTOR 2	LAP TIME	MPH	DIFF	TIME OF DAY
1 -		21.674	1:00.881	71.42	8.169	13:10:33.068
2 -	32.076	21.615	53.691	80.99	0.979	13:11:26.759
3 -	31.935	21.194	53.129 (3)	81.84	0.417	13:12:19.888
4 -	31.937	21.414	53.351	81.50	0.639	13:13:13.239
5 -	31.639	21.262	52.901 (2)	82.20	0.189	13:14:06.140
6 -	32.114	21.166	53.280	81.61	0.568	13:14:59.420
7 -	31.924	21.505	53.429	81.39	0.717	13:15:52.849
8 -	31.951	21.321	53.272	81.63	0.560	13:16:46.121
9 -	31.690	21.022	52.712 (1)	82.49		13:17:38.833
10 -	32.235	21.102	53.337	81.53	0.625	13:18:32.170

P18 8 C		Dave SAUNDERS		Honda CBR600 - Mum/Dad/JW MOT/Parks Utility		
IDEAL LAP TIME : 52.336		BEST LAP TIME : 52.695		DIFFERENCE : 0.359		
LAP	SECTOR 1	SECTOR 2	LAP TIME	MPH	DIFF	TIME OF DAY
1 -		22.178	1:01.380	70.84	8.685	13:10:33.567
2 -	32.403	21.191	53.594	81.13	0.899	13:11:27.161
3 -	31.887	21.127	53.014 (3)	82.02	0.319	13:12:20.175
4 -	33.074	20.887	53.961	80.58	1.266	13:13:14.136
5 -	31.781	20.914	52.695 (1)	82.52		13:14:06.831
6 -	32.375	20.692	53.067	81.94	0.372	13:14:59.898
7 -	31.991	21.108	53.099	81.89	0.404	13:15:52.997
8 -	32.131	21.273	53.404	81.42	0.709	13:16:46.401
9 -	31.644	21.156	52.800 (2)	82.35	0.105	13:17:39.201
10 -	32.089	21.128	53.217	81.71	0.522	13:18:32.418

P19 228 C		Paul McFADDEN		Kawasaki ZX636 - T.McFadden Plant Ltd		
IDEAL LAP TIME : 52.402		BEST LAP TIME : 52.441		DIFFERENCE : 0.039		
LAP	SECTOR 1	SECTOR 2	LAP TIME	MPH	DIFF	TIME OF DAY
1 -		22.376	1:02.945	69.08	10.504	13:10:35.132
2 -	33.092	21.063	54.155	80.29	1.714	13:11:29.287
3 -	32.245	21.093	53.338	81.52	0.897	13:12:22.625
4 -	31.705	20.750	52.455 (2)	82.90	0.014	13:13:15.080
5 -	31.734	20.707	52.441 (1)	82.92		13:14:07.521
6 -	32.081	20.852	52.933	82.15	0.492	13:15:00.454
7 -	31.862	20.916	52.778 (3)	82.39	0.337	13:15:53.232
8 -	32.380	20.884	53.264	81.64	0.823	13:16:46.496
9 -	32.357	20.697	53.054	81.96	0.613	13:17:39.550
10 -	31.933	21.012	52.945	82.13	0.504	13:18:32.495

P20 82		James BULL		Kawasaki - dad ... team bull racing		
IDEAL LAP TIME : 52.133		BEST LAP TIME : 52.133		DIFFERENCE : 0.000		
LAP	SECTOR 1	SECTOR 2	LAP TIME	MPH	DIFF	TIME OF DAY
1 -		22.194	1:05.147	66.74	13.014	13:10:37.334
2 -	33.572	21.331	54.903	79.20	2.770	13:11:32.237
3 -	32.939	21.851	54.790	79.36	2.657	13:12:27.027
4 -	32.351	21.174	53.525	81.24	1.392	13:13:20.552
5 -	32.189	20.912	53.101	81.89	0.968	13:14:13.653
6 -	32.222	21.027	53.249	81.66	1.116	13:15:06.902
7 -	31.878	20.845	52.723 (3)	82.48	0.590	13:15:59.625
8 -	31.709	20.779	52.488 (2)	82.84	0.355	13:16:52.113
9 -	31.607	20.526	52.133 (1)	83.41		13:17:44.246
10 -	31.716	21.086	52.802	82.35	0.669	13:18:37.048

BMCRC - MRO Championships 2022 - Rnd 1 @ Brands Hatch Indy

DART Motorsport MRO 600/GP2 inc Clubman 600

RACE 5 - SECTOR ANALYSIS



SECTOR 1 = FL to I1, SECTOR 2 = I1 to FL, DIFF = Difference To Personal Best Lap, P = Crossed Finish Line in Pit Lane, D = Time Disallowed

P21 22 C		Toby TRUNDLE		Yamaha YZF-R6 - Harris Motorcycles - Harlow			
IDEAL LAP TIME : 53.100		BEST LAP TIME : 53.194		DIFFERENCE : 0.094			
LAP	SECTOR 1	SECTOR 2	LAP TIME	MPH	DIFF	TIME OF DAY	
1 -		22.177	1:02.245	69.86	9.051	13:10:34.432	
2 -	32.896	21.301	54.197	80.23	1.003	13:11:28.629	
3 -	32.583	21.298	53.881	80.70	0.687	13:12:22.510	
4 -	32.645	21.164	53.809	80.81	0.615	13:13:16.319	
5 -	32.330	21.197	53.527	81.24	0.333	13:14:09.846	
6 -	32.294	21.204	53.498 (3)	81.28	0.304	13:15:03.344	
7 -	32.377	21.415	53.792	80.84	0.598	13:15:57.136	
8 -	32.260	21.260	53.520	81.25	0.326	13:16:50.656	
9 -	32.004	21.190	53.194 (1)	81.74		13:17:43.850	
10 -	31.936	21.327	53.263 (2)	81.64	0.069	13:18:37.113	

P22 45 C		Jake MARSH		Kawasaki ZX6R - Zipped Up Racing			
IDEAL LAP TIME : 52.538		BEST LAP TIME : 52.865		DIFFERENCE : 0.327			
LAP	SECTOR 1	SECTOR 2	LAP TIME	MPH	DIFF	TIME OF DAY	
1 -		21.820	1:04.120	67.81	11.255	13:10:36.307	
2 -	33.392	21.524	54.916	79.18	2.051	13:11:31.223	
3 -	32.541	20.952	53.493	81.29	0.628	13:12:24.716	
4 -	31.915	20.950	52.865 (1)	82.25		13:13:17.581	
5 -	32.260	20.623	52.883 (2)	82.23	0.018	13:14:10.464	
6 -	32.321	20.767	53.088 (3)	81.91	0.223	13:15:03.552	
7 -	32.596	21.337	53.933	80.62	1.068	13:15:57.485	
8 -	32.512	20.943	53.455	81.35	0.590	13:16:50.940	
9 -	32.183	20.931	53.114	81.87	0.249	13:17:44.054	
10 -	32.493	21.004	53.497	81.28	0.632	13:18:37.551	

P23 73 C		Jamie THOMAS		Yamaha R6 - Team RubyRacing			
IDEAL LAP TIME : 53.531		BEST LAP TIME : 53.789		DIFFERENCE : 0.258			
LAP	SECTOR 1	SECTOR 2	LAP TIME	MPH	DIFF	TIME OF DAY	
1 -		21.858	1:02.848	69.19	9.059	13:10:35.035	
2 -	32.932	21.387	54.319	80.05	0.530	13:11:29.354	
3 -	32.932	21.421	54.353	80.00	0.564	13:12:23.707	
4 -	32.538	21.433	53.971	80.57	0.182	13:13:17.678	
5 -	32.630	21.159	53.789 (1)	80.84		13:14:11.467	
6 -	32.581	21.326	53.907	80.66	0.118	13:15:05.374	
7 -	32.613	21.278	53.891	80.69	0.102	13:15:59.265	
8 -	32.840	21.086	53.926	80.64	0.137	13:16:53.191	
9 -	32.579	21.255	53.834 (2)	80.77	0.045	13:17:47.025	
10 -	32.445	21.413	53.858 (3)	80.74	0.069	13:18:40.883	

P24 79 C		Thomas GARNER		Yamaha R6 -			
IDEAL LAP TIME : 52.878		BEST LAP TIME : 53.172		DIFFERENCE : 0.294			
LAP	SECTOR 1	SECTOR 2	LAP TIME	MPH	DIFF	TIME OF DAY	
1 -		22.065	1:04.352	67.57	11.180	13:10:36.539	
2 -	33.585	21.590	55.175	78.81	2.003	13:11:31.714	
3 -	32.991	21.317	54.308	80.07	1.136	13:12:26.022	
4 -	32.758	21.034	53.792	80.84	0.620	13:13:19.814	
5 -	32.593	21.159	53.752	80.90	0.580	13:14:13.566	
6 -	32.905	21.319	54.224	80.19	1.052	13:15:07.790	
7 -	32.389	20.839	53.228 (2)	81.69	0.056	13:16:01.018	
8 -	32.549	21.183	53.732	80.93	0.560	13:16:54.750	
9 -	32.039	21.133	53.172 (1)	81.78		13:17:47.922	
10 -	32.244	21.336	53.580 (3)	81.16	0.408	13:18:41.502	

BMCRC - MRO Championships 2022 - Rnd 1 @ Brands Hatch Indy

DART Motorsport MRO 600/GP2 inc Clubman 600

RACE 5 - SECTOR ANALYSIS



SECTOR 1 = FL to I1, SECTOR 2 = I1 to FL, DIFF = Difference To Personal Best Lap, P = Crossed Finish Line in Pit Lane, D = Time Disallowed

P25 86 C		Matthew EPPS		Yamaha R6 - M.E Vehicle Repairs			
IDEAL LAP TIME : 53.600		BEST LAP TIME : 53.733		DIFFERENCE : 0.133			
LAP	SECTOR 1	SECTOR 2	LAP TIME	MPH	DIFF	TIME OF DAY	
1 -		22.241	1:05.026	66.87	11.293	13:10:37.213	
2 -	33.658	21.791	55.449	78.42	1.716	13:11:32.662	
3 -	32.873	21.715	54.588	79.66	0.855	13:12:27.250	
4 -	32.663	21.268	53.931	80.63	0.198	13:13:21.181	
5 -	32.548	21.185	53.733 (1)	80.92		13:14:14.914	
6 -	32.655	21.112	53.767 (2)	80.87	0.034	13:15:08.681	
7 -	32.731	21.089	53.820 (3)	80.79	0.087	13:16:02.501	
8 -	33.080	21.400	54.480	79.82	0.747	13:16:56.981	
9 -	32.591	21.545	54.136	80.32	0.403	13:17:51.117	
10 -	32.511	21.639	54.150	80.30	0.417	13:18:45.267	

P26 624 C		Matthew FEDRICK		Yamaha R6 - M.Fedrick Farriers Ltd/Palmer Race Skool			
IDEAL LAP TIME : 53.493		BEST LAP TIME : 53.599		DIFFERENCE : 0.106			
LAP	SECTOR 1	SECTOR 2	LAP TIME	MPH	DIFF	TIME OF DAY	
1 -		22.152	1:03.990	67.95	10.391	13:10:36.177	
2 -	33.379	21.980	55.359	78.55	1.760	13:11:31.536	
3 -	32.681	21.598	54.279	80.11	0.680	13:12:25.815	
4 -	32.103	21.496	53.599 (1)	81.13		13:13:19.414	
5 -	32.475	21.431	53.906	80.67	0.307	13:14:13.320	
6 -	32.306	21.390	53.696 (2)	80.98	0.097	13:15:07.016	
7 -	33.584	21.586	55.170	78.82	1.571	13:16:02.186	
8 -	33.937	21.594	55.531	78.30	1.932	13:16:57.717	
9 -	33.507	21.500	55.007	79.05	1.408	13:17:52.724	
10 -	32.196	21.595	53.791 (3)	80.84	0.192	13:18:46.515	

P27 62 C		Oliver NUNN		Yamaha R6 - Intertechnic UK & STVL			
IDEAL LAP TIME : 53.458		BEST LAP TIME : 53.591		DIFFERENCE : 0.133			
LAP	SECTOR 1	SECTOR 2	LAP TIME	MPH	DIFF	TIME OF DAY	
1 -		22.554	1:05.768	66.11	12.177	13:10:37.955	
2 -	33.996	21.674	55.670	78.11	2.079	13:11:33.625	
3 -	33.269	21.806	55.075	78.95	1.484	13:12:28.700	
4 -	33.543	21.492	55.035	79.01	1.444	13:13:23.735	
5 -	33.269	21.585	54.854	79.27	1.263	13:14:18.589	
6 -	33.311	21.244	54.555	79.71	0.964	13:15:13.144	
7 -	32.756	21.406	54.162 (3)	80.28	0.571	13:16:07.306	
8 -	33.218	21.433	54.651	79.57	1.060	13:17:01.957	
9 -	32.778	20.967	53.745 (2)	80.91	0.154	13:17:55.702	
10 -	32.491	21.100	53.591 (1)	81.14		13:18:49.293	

P28 686 C		Liam SPILLER		Yamaha R6 - LD Renovate Ltd			
IDEAL LAP TIME : 53.576		BEST LAP TIME : 53.863		DIFFERENCE : 0.287			
LAP	SECTOR 1	SECTOR 2	LAP TIME	MPH	DIFF	TIME OF DAY	
1 -		22.439	1:05.472	66.41	11.609	13:10:37.659	
2 -	33.605	21.577	55.182	78.80	1.319	13:11:32.841	
3 -	32.907	21.613	54.520	79.76	0.657	13:12:27.361	
4 -	32.897	21.152	54.049 (2)	80.45	0.186	13:13:21.410	
5 -	32.424	21.439	53.863 (1)	80.73		13:14:15.273	
6 -	32.848	22.239	55.087	78.94	1.224	13:15:10.360	
7 -	33.210	21.850	55.060	78.97	1.197	13:16:05.420	
8 -	33.449	21.659	55.108	78.91	1.245	13:17:00.528	
9 -	32.741	21.586	54.327 (3)	80.04	0.464	13:17:54.855	
10 -	32.981	21.556	54.537	79.73	0.674	13:18:49.392	

BMCRC - MRO Championships 2022 - Rnd 1 @ Brands Hatch Indy

DART Motorsport MRO 600/GP2 inc Clubman 600

RACE 5 - SECTOR ANALYSIS



SECTOR 1 = FL to I1, SECTOR 2 = I1 to FL, DIFF = Difference To Personal Best Lap, P = Crossed Finish Line in Pit Lane, D = Time Disallowed

P29 85		James ROBINSON		Yamaha R6 - claire palastanga ceramics			
IDEAL LAP TIME : 54.474		BEST LAP TIME : 54.474		DIFFERENCE : 0.000			
LAP	SECTOR 1	SECTOR 2	LAP TIME	MPH	DIFF	TIME OF DAY	
1 -		22.483	1:04.022	67.92	9.548	13:10:36.209	
2 -	33.142	22.306	55.448	78.42	0.974	13:11:31.657	
3 -	33.420	22.126	55.546	78.28	1.072	13:12:27.203	
4 -	33.974	21.992	55.966	77.70	1.492	13:13:23.169	
5 -	32.486	21.988	54.474 (1)	79.82		13:14:17.643	
6 -	32.496	22.248	54.744 (2)	79.43	0.270	13:15:12.387	
7 -	32.665	22.278	54.943 (3)	79.14	0.469	13:16:07.330	
8 -	32.970	22.188	55.158	78.83	0.684	13:17:02.488	
9 -	32.938	22.045	54.983	79.08	0.509	13:17:57.471	
10 -	33.010	22.355	55.365	78.54	0.891	13:18:52.836	

P30 187		Jake HOPPER		Yamaha R6 - Css			
IDEAL LAP TIME : 53.747		BEST LAP TIME : 53.790		DIFFERENCE : 0.043			
LAP	SECTOR 1	SECTOR 2	LAP TIME	MPH	DIFF	TIME OF DAY	
1 -		22.349	1:04.903	67.00	11.113	13:10:37.090	
2 -	33.499	21.284	54.783	79.37	0.993	13:11:31.873	
3 -	33.307	21.236	54.543	79.72	0.753	13:12:26.416	
4 -	32.755	21.147	53.902 (2)	80.67	0.112	13:13:20.318	
5 -	32.638	21.152	53.790 (1)	80.84		13:14:14.108	
6 -	32.902	21.109	54.011 (3)	80.51	0.221	13:15:08.119	
7 -	32.800	21.351	54.151	80.30	0.361	13:16:02.270	
8 -	32.963	21.561	54.524	79.75	0.734	13:16:56.794	

P31 42 C		Kai EVANS		Suzuki GSXR 600 - CBS Ltd Construction and Engineering			
IDEAL LAP TIME : 1:00.600		BEST LAP TIME : 1:00.613		DIFFERENCE : 0.013			
LAP	SECTOR 1	SECTOR 2	LAP TIME	MPH	DIFF	TIME OF DAY	
1 -		25.079	1:10.908	61.32	10.295	13:10:43.095	
2 -	37.693	24.399	1:02.092	70.03	1.479	13:11:45.187	
3 -	36.906	24.029	1:00.935 (3)	71.36	0.322	13:12:46.122	
4 -	36.571	24.042	1:00.613 (1)	71.74		13:13:46.735	
5 -	36.616	24.238	1:00.854 (2)	71.45	0.241	13:14:47.589	

P32 134		Donald GILBERT		Kawasaki ZX6R - S and N tyres			
IDEAL LAP TIME : 50.505		BEST LAP TIME : 50.505		DIFFERENCE : 0.000			
LAP	SECTOR 1	SECTOR 2	LAP TIME	MPH	DIFF	TIME OF DAY	
1 -		20.127	55.565	78.26	5.060	13:10:27.752	
2 -	30.649	20.031	50.680 (2)	85.80	0.175	13:11:18.432	
3 -	30.501	20.004	50.505 (1)	86.10		13:12:08.937	
4 -	30.710	20.152	50.862 (3)	85.49	0.357	13:12:59.799	

P33 144		Nick CRONIN		Yamaha R6 -			
IDEAL LAP TIME : 56.653		BEST LAP TIME : 56.657		DIFFERENCE : 0.004			
LAP	SECTOR 1	SECTOR 2	LAP TIME	MPH	DIFF	TIME OF DAY	
1 -		23.058	1:07.167	64.74	10.510	13:10:39.354	
2 -	33.986	22.671	56.657 (1)	76.75		13:11:36.011	

BMCRC - MRO Championships 2022 - Rnd 1 @ Brands Hatch Indy

DART Motorsport MRO 600/GP2 inc Clubman 600

RACE 5 - BEST SECTORS

SECTOR 1			SECTOR 2			IDEAL / BEST COMPARISON						
POS	NO	NAME	TIME	NO	NAME	TIME	POS	NO	NAME	IDEAL	BEST	DIFF
									PERFECT LAP	49.792		
1	188	KRAWIECKI	30.007	188	KRAWIECKI	19.785	1	188	KRAWIECKI	49.792	49.822	0.030
2	961	SIM	30.165	2	GILL	19.929	2	961	SIM	50.142	50.153	0.011
3	2	GILL	30.254	961	SIM	19.977	3	2	GILL	50.183	50.255	0.072
4	37	LATHAM	30.363	134	GILBERT	20.004	4	134	GILBERT	50.505	50.505	0.000
5	661	HARRIS	30.421	199	COLLINS	20.138	5	37	LATHAM	50.629	50.795	0.166
6	134	GILBERT	30.501	87	POVAH	20.165	6	87	POVAH	50.731	50.984	0.253
7	87	POVAH	30.566	511	CLARKE	20.181	7	511	CLARKE	50.836	50.928	0.092
8	511	CLARKE	30.655	5	REYNOLDS	20.193	8	199	COLLINS	50.847	51.025	0.178
9	199	COLLINS	30.709	37	LATHAM	20.266	9	661	HARRIS	50.893	51.230	0.337
10	5	REYNOLDS	30.750	100	HOWTON	20.339	10	5	REYNOLDS	50.943	51.000	0.057
11	212	PALLET	30.839	30	MELLOR	20.387	11	212	PALLET	51.285	51.471	0.186
12	30	MELLOR	30.928	169	CUNNINGHAM	20.414	12	30	MELLOR	51.315	51.465	0.150
13	33	CARPENTER	30.938	13	EDMONDSON	20.422	13	13	EDMONDSON	51.479	51.606	0.127
14	13	EDMONDSON	31.057	212	PALLET	20.446	14	33	CARPENTER	51.505	51.689	0.184
15	169	CUNNINGHAM	31.157	661	HARRIS	20.472	15	100	HOWTON	51.552	51.771	0.219
16	100	HOWTON	31.213	82	BULL	20.526	16	169	CUNNINGHAM	51.571	51.571	0.000
17	82	BULL	31.607	33	CARPENTER	20.567	17	82	BULL	52.133	52.133	0.000
18	501	MANTELL	31.639	45	MARSH	20.623	18	8	SAUNDERS	52.336	52.695	0.359
19	8	SAUNDERS	31.644	8	SAUNDERS	20.692	19	228	McFADDEN	52.402	52.441	0.039
20	132	GILBERT	31.701	228	McFADDEN	20.697	20	132	GILBERT	52.476	52.756	0.280
21	228	McFADDEN	31.705	132	GILBERT	20.775	21	45	MARSH	52.538	52.865	0.327
22	45	MARSH	31.915	79	GARNER	20.839	22	501	MANTELL	52.661	52.712	0.051
23	22	TRUNDLE	31.936	62	NUNN	20.967	23	79	GARNER	52.878	53.172	0.294
24	79	GARNER	32.039	501	MANTELL	21.022	24	22	TRUNDLE	53.100	53.194	0.094
25	624	FEDRICK	32.103	73	THOMAS	21.086	25	62	NUNN	53.458	53.591	0.133
26	686	SPILLER	32.424	86	EPPS	21.089	26	624	FEDRICK	53.493	53.599	0.106
27	73	THOMAS	32.445	187	HOPPER	21.109	27	73	THOMAS	53.531	53.789	0.258
28	85	ROBINSON	32.486	686	SPILLER	21.152	28	686	SPILLER	53.576	53.863	0.287
29	62	NUNN	32.491	22	TRUNDLE	21.164	29	86	EPPS	53.600	53.733	0.133
30	86	EPPS	32.511	624	FEDRICK	21.390	30	187	HOPPER	53.747	53.790	0.043
31	187	HOPPER	32.638	85	ROBINSON	21.988	31	85	ROBINSON	54.474	54.474	0.000
32	144	CRONIN	33.982	144	CRONIN	22.671	32	144	CRONIN	56.653	56.657	0.004
33	42	EVANS	36.571	42	EVANS	24.029	33	42	EVANS	1:00.600	1:00.613	0.013

BMCRC - MRO Championships 2022 - Rnd 1 @ Brands Hatch Indy

DART Motorsport MRO 600/GP2 inc Clubman 600

RACE 5 - STATISTICS

Competitors Started	33
Planned Start	2022-03-12 @ 13:10:00.000
Actual Start	2022-03-12 @ 13:09:32.186
Finish Time	2022-03-12 @ 13:18:01.299
Track Length	1.2079mi.
Total Laps	309
Total Distance Covered	373.2551mi.

Session Fastest Lap History

NO	CL	NAME	LAP TIME	TIME OF DAY	LAP	VEHICLE
961		Jack SIM	50.818	13:11:18.170	2	Kawasaki ZX6 R
188		Dawid KRAWIECKI	50.573	13:11:18.260	2	Yamaha R6
961		Jack SIM	50.478	13:12:08.649	3	Kawasaki ZX6 R
188		Dawid KRAWIECKI	50.474	13:12:08.734	3	Yamaha R6
2		Andrew GILL	50.455	13:12:09.367	3	Kawasaki ZX6R
188		Dawid KRAWIECKI	49.822	13:13:49.368	5	Yamaha R6

Session Leader History

NO	CL	NAME	FROM LAP	LAPS LED	DISTANCE	VEHICLE
961		Jack SIM	1	4	4.83 miles	Kawasaki ZX6 R
188		Dawid KRAWIECKI	5	6	7.24 miles	Yamaha R6

Flag History

TYPE	TIME OF DAY
GREEN	13:09:32.186
FINISH	13:18:01.299

Flag Statistics

TYPE	COUNT	TOTAL LAPS	TOTAL TIME
Green	1	10	9:54.268
Red	0	0	0.000
Safety Car	0	0	0.000
FCY	0	0	0.000

BMCRC - MRO Championships 2022 - Rnd 1 @ Brands Hatch Indy

DART Motorsport MRO 600/GP2 inc Clubman 600

RACE 5 - STATISTICS

CLASS :

15 Starters

Fastest Lap History

NO	NAME	LAP TIME	TIME OF DAY	LAP	VEHICLE
961	Jack SIM	50.818	13:11:18.170	2	Kawasaki ZX6 R
188	Dawid KRAWIECKI	50.573	13:11:18.260	2	Yamaha R6
961	Jack SIM	50.478	13:12:08.649	3	Kawasaki ZX6 R
188	Dawid KRAWIECKI	50.474	13:12:08.734	3	Yamaha R6
2	Andrew GILL	50.455	13:12:09.367	3	Kawasaki ZX6R
188	Dawid KRAWIECKI	49.822	13:13:49.368	5	Yamaha R6

Leader History

NO	NAME	FROM LAP	LAPS LED	DISTANCE	VEHICLE
961	Jack SIM	1	4	4.83 miles	Kawasaki ZX6 R
188	Dawid KRAWIECKI	5	6	7.24 miles	Yamaha R6

BMCRC - MRO Championships 2022 - Rnd 1 @ Brands Hatch Indy

DART Motorsport MRO 600/GP2 inc Clubman 600

RACE 5 - STATISTICS

CLASS : C

17 Starters

Fastest Lap History

NO	NAME	LAP TIME	TIME OF DAY	LAP	VEHICLE
511	Ross CLARKE	52.030	13:11:21.422	2	Kawasaki ZX600RR
511	Ross CLARKE	51.779	13:12:13.202	3	Kawasaki ZX600RR
511	Ross CLARKE	50.928	13:13:04.130	4	Kawasaki ZX600RR

Leader History

NO	NAME	FROM LAP	LAPS LED	DISTANCE	VEHICLE
511	Ross CLARKE	1	10	12.07 miles	Kawasaki ZX600RR

BMCRC - MRO Championships 2022 - Rnd 1 @ Brands Hatch Indy

DART Motorsport MRO 600/GP2 inc Clubman 600

RACE 5 - STATISTICS

CLASS : GP2

1 Starters

Fastest Lap History

NO	NAME	LAP TIME	TIME OF DAY	LAP	VEHICLE
661	Cameron HARRIS	51.657	13:11:23.216	2	Triumph 675R
661	Cameron HARRIS	51.310	13:13:06.622	4	Triumph 675R
661	Cameron HARRIS	51.230	13:13:57.852	5	Triumph 675R

Leader History

NO	NAME	FROM LAP	LAPS LED	DISTANCE	VEHICLE
661	Cameron HARRIS	1	10	12.07 miles	Triumph 675R

DART Motorsport MRO 600/GP2 inc Clubman 600

RACE 15 - GRID (10 Laps)

ROW 12	36		35		34	219 Tony COE		
ROW 11		1:00.613	33	42 Kai EVANS	32	56.657 144 Nick CRONIN	31	54.474 85 James ROBINSON
ROW 10		53.863	30	686 Liam SPILLER	29	53.790 187 Jake HOPPER	28	53.789 73 Jamie THOMAS
ROW 9		53.733	27	86 Matthew EPPS	26	53.599 624 Matthew FEDRICK	25	53.591 62 Oliver NUNN
ROW 8		53.194	24	22 Toby TRUNDLE	23	53.172 79 Thomas GARNER	22	52.865 45 Jake MARSH
ROW 7		52.756	21	132 Mitchell GILBERT	20	52.712 501 Barry MANTELL	19	52.695 8 Dave SAUNDERS
ROW 6		52.441	18	228 Paul McFADDEN	17	52.133 82 James BULL	16	51.771 100 Craig HOWTON
ROW 5		51.689	15	33 Aaren CARPENTER	14	51.606 13 Doug EDMONDSON	13	51.571 169 Gareth CUNNINGHAM
ROW 4		51.471	12	212 Matt PALLETT	11	51.465 30 Owen MELLOR	10	51.230 661 Cameron HARRIS
ROW 3		51.025	9	199 Lloyd COLLINS	8	51.000 5 John REYNOLDS	7	50.984 87 Keith POVAH
ROW 2		50.928	6	511 Ross CLARKE	5	50.795 37 Alex LATHAM	4	50.505 134 Donald GILBERT
ROW 1		50.255	3	2 Andrew GILL	2	50.153 961 Jack SIM	1	49.822 188 Dawid KRAWIECKI

Pole

Brands Hatch Indy: 1.2079 miles

These results are provisional until the conclusion of any judicial and technical matters.

Clerk Of Course :	Stewards :	Timekeeper : Craig Smith
-------------------	------------	--------------------------

Results can be found at www.tsl-timing.com

Printed - 13:26 Saturday, 12 March 2022



BMCRC - MRO Championships 2022 - Rnd 1 @ Brands Hatch Indy



DART Motorsport MRO 600/GP2 inc Clubman 600

RACE 15 - CLASSIFICATION

POS	NO	CL	PIC NAME	ENTRY	LAPS	TIME	GAP	DIFF	MPH	BEST	ON
1	188		1 Dawid KRAWIECKI	Yamaha R6 - Code Blue LTD & D A East Electrical	10	8:32.318			84.88	50.272	6
2	961		2 Jack SIM	Kawasaki ZX6 R - Vanguard Motorsport/ Platform Li	10	8:33.251	0.933	0.933	84.72	50.077	9
3	37		3 Alex LATHAM	Triumph DAYTONA - BR-8 / McCrash Racing	10	8:35.272	2.954	2.021	84.39	50.349	8
4	2		4 Andrew GILL	Kawasaki ZX6R -	10	8:35.832	3.514	0.560	84.30	50.417	9
5	199		5 Lloyd COLLINS	Honda CBR600RR - Warren Drives	10	8:35.931	3.613	0.099	84.28	50.466	7
6	511	C	1 Ross CLARKE	Kawasaki ZX600RR - Ross clarke Farriery	10	8:41.843	9.525	5.912	83.33	50.780	7
7	87		6 Keith POVAH	Yamaha R6 - Instagram @crap.sack give us a follow	10	8:43.215	10.897	1.372	83.11	50.817	8
8	169		7 Gareth CUNNINGHAM	Yamaha R6 - Right gear motorcycles	10	8:43.737	11.419	0.522	83.03	51.334	10
9	5		8 John REYNOLDS	Yamaha R6 - Fins Motorcycles	10	8:43.939	11.621	0.202	82.99	51.037	10
10	13		9 Doug EDMONDSON	Triumph DAYTONA - Stan Stephens Tuning	10	8:51.872	19.554	7.933	81.76	52.204	10
11	33	C	2 Aaren CARPENTER	Kawasaki ZX6R - Slugcrow Racing	10	8:52.021	19.703	0.149	81.73	51.691	8
12	82		10 James BULL	Kawasaki - dad ... team bull racing	10	8:55.339	23.021	3.318	81.23	51.941	10
13	100		11 Craig HOWTON	Kawasaki ZX6R - ME	10	8:55.665	23.347	0.326	81.18	51.902	10
14	212	C	3 Matt PALLETT	Yamaha R6 - BDA Chartered Architects	10	8:57.083	24.765	1.418	80.96	52.241	9
15	132	C	4 Mitchell GILBERT	Suzuki GSXR 600 - The Asap group	10	8:57.642	25.324	0.559	80.88	52.267	10
16	501	C	5 Barry MANTELL	Yamaha R6 - Swedish car connection	10	8:58.599	26.281	0.957	80.73	52.423	4
17	8	C	6 Dave SAUNDERS	Honda CBR600 - Mum/Dad/JW MOT/Parks Utility	10	8:58.711	26.393	0.112	80.72	52.514	4
18	228	C	7 Paul McFADDEN	Kawasaki ZX636 - T.McFadden Plant Ltd	10	9:07.939	35.621	9.228	79.36	53.458	9
19	22	C	8 Toby TRUNDLE	Yamaha YZF-R6 - Harris Motorcycles - Harlow	10	9:08.101	35.783	0.162	79.33	52.976	7
20	73	C	9 Jamie THOMAS	Yamaha R6 - Team RubyRacing	10	9:13.841	41.523	5.740	78.51	54.272	7
21	86	C	10 Matthew EPPS	Yamaha R6 - M.E Vehicle Repairs	10	9:15.561	43.243	1.720	78.27	54.312	9
22	187		12 Jake HOPPER	Yamaha R6 - Css	10	9:17.296	44.978	1.735	78.03	54.001	9
23	62	C	11 Oliver NUNN	Yamaha R6 - Intertechnic UK & STVL	10	9:18.260	45.942	0.964	77.89	54.002	10
24	79	C	12 Thomas GARNER	Yamaha R6 -	10	9:18.703	46.385	0.443	77.83	53.811	10
25	686	C	13 Liam SPILLER	Yamaha R6 - LD Renovate Ltd	10	9:19.432	47.114	0.729	77.73	53.785	10
26	219*	C	14 Tony COE	Suzuki GSXR600 -	9	8:32.470	1 Lap	1 Lap	76.37	54.993	8
27	144		13 Nick CRONIN	Yamaha R6 -	9	8:32.513	1 Lap	0.043	76.36	54.840	5
28	85		14 James ROBINSON	Yamaha R6 - claire palastanga ceramics	9	8:35.948	1 Lap	3.435	75.85	55.298	8

NOT CLASSIFIED

DNF	45	C	Jake MARSH	Kawasaki ZX6R - Zipped Up Racing	6	5:37.848	4 Laps	3 Laps	77.22	54.486	5
DNF	661	GP2	Cameron HARRIS	Triumph 675R - HARRIS PERFORMANCE	4	3:30.864	6 Laps	2 Laps	82.49	50.650	3

NOT STARTED

NS	134		Donald GILBERT	Kawasaki ZX6R - S and N tyres
NS	30	C	Owen MELLOR	Kawasaki ZX-6 - BDS Motorcycles

FASTEST LAP

961	Jack SIM	Kawasaki ZX6 R - Vanguard Motorsport/ Platform Li	9	50.077	86.83 mph	139.75 kph
661	GP2 Cameron HARRIS	Triumph 675R - HARRIS PERFORMANCE	3	50.650	85.85 mph	138.17 kph
511	C Ross CLARKE	Kawasaki ZX600RR - Ross clarke Farriery	7	50.780	85.63 mph	137.81 kph

* Bike 219 - Please improve transponder location - poor signal

Class - 92.5% of Race Speed = 78.51 mph

Class C - 92.5% of Race Speed = 77.08 mph

Weather / Track : Cloudy / Dry

These results are provisional until the conclusion of any judicial and technical matters.

Race Distance: 10 Laps / 12.07 miles

Brands Hatch Indy: 1.2079 miles

Date: 12/03/2022 Start: 16:56 Finish: 17:04

Clerk Of Course :	Stewards :	Timekeeper : Craig Smith
-------------------	------------	--------------------------

Results can be found at www.tsl-timing.com

Printed - 17:06 Saturday, 12 March 2022



BMCRC - MRO Championships 2022 - Rnd 1 @ Brands Hatch Indy

DART Motorsport MRO 600/GP2 inc Clubman 600

RACE 15 - LAP CHART

LAP 1 @ 16:57:05.277			LAP 3 @ 16:58:47.444			LAP 5 @ 17:00:28.823			LAP 7 @ 17:02:09.758			LAP 9 @ 17:03:51.268		
NO	BEHIND	LAP TIME	NO	BEHIND	LAP TIME	NO	BEHIND	LAP TIME	NO	BEHIND	LAP TIME	NO	BEHIND	LAP TIME
188		55.235	188		50.763	188		50.477	188		50.663	188		50.525
2	0.974	56.209	661	1.020	50.650	961	2.510	51.123	961	2.786	50.652	961	1.788	50.077
961	1.388	56.623	2	1.466	51.249	2	3.095	51.599	2	3.461	50.641	37	2.821	50.417
661	1.525	56.760	961	1.707	51.021	37	3.178	51.523	37	3.565	50.639	2	3.162	50.417
37	1.815	57.050	37	1.834	50.876	199	3.786	51.499	199	3.983	50.466	199	4.061	50.584
199	1.973	57.208	199	2.728	51.296	169	7.340	51.846	511	9.066	50.780	511	9.577	51.188
511	2.804	58.039	169	5.231	51.857	511	7.430	51.749	169	9.908	51.687	87	10.733	51.294
5	3.058	58.293	511	5.380	51.906	5	8.295	51.679	87	10.132	51.464	169	11.177	51.436
169	3.301	58.536	5	5.958	52.037	87	8.426	51.372	5	10.388	51.312	5	11.676	51.683
87	3.664	58.899	87	6.275	51.982	13	11.168	52.408	13	15.299	52.536	13	18.442	52.416
13	4.258	59.493	13	7.770	52.701	33	12.919	51.772	33	16.208	52.131	33	18.899	52.510
132	4.460	59.695	132	9.477	53.119	100	14.292	53.037	100	18.364	52.750	82	22.172	52.183
82	4.960	1:00.195	33	9.620	53.076	82	14.793	52.979	82	18.571	52.657	100	22.537	52.515
33	5.131	1:00.366	100	9.999	52.983	132	14.865	53.683	132	19.857	52.951	212	23.605	52.241
212	5.321	1:00.556	212	10.182	53.567	212	15.115	53.540	212	19.999	52.604	132	24.149	52.854
100	5.418	1:00.653	82	10.532	53.670	501	15.402	52.996	501	20.463	53.147	501	24.312	52.444
501	6.211	1:01.446	501	11.362	53.560	8	15.723	52.899	8	20.784	52.692	8	24.909	52.531
8	6.534	1:01.769	8	11.689	53.452	228	20.734	53.517	228	27.420	53.894	228	33.090	53.458
86	7.183	1:02.418	228	14.629	54.673	22	22.868	53.906	22	28.075	52.976	22	33.330	53.431
228	7.593	1:02.828	86	14.893	55.210	73	23.437	54.418	73	31.106	54.272	73	38.258	54.342
73	7.967	1:03.202	22	15.339	54.516	86	23.526	55.135	86	32.234	54.463	86	39.978	54.312
45	8.175	1:03.410	73	15.376	54.761	45	23.856	54.486	187	35.159	54.605	187	41.901	54.001
22	8.259	1:03.494	45	15.752	54.832	187	26.946	54.787	62	35.891	54.612	62	43.032	54.239
79	8.908	1:04.143	187	18.758	55.446	62	27.422	54.747	686	36.313	54.629	79	43.666	53.898
187	9.419	1:04.654	62	19.007	55.512	686	27.927	54.852	79	37.453	54.663	686	44.421	54.979
62	9.633	1:04.868	79	19.391	56.543	79	28.409	54.868	144	39.494	56.043			
686	9.946	1:05.181	686	19.540	55.759	144	29.351	54.840	219	42.592	55.203			
144	10.427	1:05.662	144	19.718	55.564	219	33.071	55.856	85	45.240	55.624			
219	10.699	1:05.934	219	22.158	56.368	85	34.299	55.465						
85	12.146	1:07.381	85	23.536	56.309									

LAP 2 @ 16:57:56.681			LAP 4 @ 16:59:38.346			LAP 6 @ 17:01:19.095			LAP 8 @ 17:03:00.743			LAP 10 @ 17:04:42.360		
NO	BEHIND	LAP TIME	NO	BEHIND	LAP TIME	NO	BEHIND	LAP TIME	NO	BEHIND	LAP TIME	NO	BEHIND	LAP TIME
188		51.404	188		50.902	188		50.272	188		50.985	188		51.092
2	0.980	51.410	961	1.864	51.059	961	2.797	50.559	961	2.236	50.435	219	1 Lap	55.169
661	1.133	51.012	2	1.973	51.409	2	3.483	50.660	2	2.929	50.349	144	1 Lap	55.548
961	1.449	51.465	37	2.132	51.200	37	3.589	50.683	37	3.270	50.794	961	0.933	50.237
37	1.721	51.310	661	2.560	52.442	199	4.180	50.666	199	4.002	51.004	37	2.954	51.225
199	2.195	51.626	199	2.764	50.938	169	8.884	51.816	511	8.914	50.833	2	3.514	51.444
169	4.137	52.240	169	5.971	51.642	511	8.949	51.791	87	9.964	50.817	199	3.613	50.644
511	4.237	52.837	511	6.158	51.680	87	9.331	51.177	169	10.266	51.343	85	1 Lap	55.694
5	4.684	53.030	5	7.093	52.037	5	9.739	51.716	5	10.518	51.115	511	9.525	51.040
87	5.056	52.796	87	7.531	52.158	13	13.426	52.530	13	16.551	52.237	87	10.897	51.256
13	5.832	52.978	13	9.237	52.369	33	14.740	52.093	33	16.914	51.691	169	11.419	51.334
132	7.121	54.065	33	11.624	52.906	100	16.277	52.257	82	20.514	52.928	5	11.621	51.037
33	7.307	53.580	132	11.659	53.084	82	16.577	52.056	100	20.547	53.168	13	19.554	52.204
212	7.378	53.461	100	11.732	52.635	132	17.569	52.976	132	21.820	52.948	33	19.703	51.896
82	7.625	54.069	212	12.052	52.772	501	17.979	52.849	212	21.889	52.875	82	23.021	51.941
100	7.779	53.765	82	12.291	52.661	212	18.058	53.215	501	22.393	52.915	100	23.347	51.902
501	8.565	53.758	501	12.883	52.423	8	18.755	53.304	8	22.903	53.104	212	24.765	52.252
8	9.000	53.870	8	13.301	52.514	228	24.189	53.727	228	30.157	53.722	132	25.324	52.267
86	10.446	54.667	228	17.694	53.967	22	25.762	53.166	22	30.424	53.334	501	26.281	53.061
228	10.719	54.530	86	18.868	54.877	73	27.497	54.332	73	34.441	54.320	8	26.393	52.576
73	11.378	54.815	22	19.439	55.002	86	28.434	55.180	86	36.191	54.942	228	35.621	53.623
22	11.586	54.731	73	19.496	55.022	45	28.795	55.211	187	38.425	54.251	22	35.783	53.545
45	11.683	54.912	45	19.847	54.997	187	31.217	54.543	62	39.318	54.412	73	41.523	54.357
79	13.611	56.107	187	22.636	54.780	62	31.942	54.792	686	39.967	54.639	86	43.243	54.357
187	14.075	56.060	62	23.152	55.047	686	32.347	54.692	79	40.293	53.825	187	44.978	54.169
62	14.258	56.029	686	23.552	54.914	79	33.453	55.316	144	46.264	57.755	62	45.942	54.002
686	14.544	56.002	79	24.018	55.529	144	34.114	55.035	219	46.600	54.993	79	46.385	53.811
144	14.917	55.894	144	24.988	56.172	219	38.052	55.253	85	49.553	55.298	686	47.114	53.785
219	16.553	57.258	219	27.692	56.436	85	40.279	56.252						
85	17.990	57.248												

Weather / Track : Cloudy / Dry

Brands Hatch Indy: 1.2079 miles
Date: 12/03/2022 Start: 16:56 Finish: 17:04

Results can be found at www.tsl-timing.com

Printed - 17:06 Saturday, 12 March 2022

BMCRC - MRO Championships 2022 - Rnd 1 @ Brands Hatch Indy

DART Motorsport MRO 600/GP2 inc Clubman 600

RACE 15 - SECTOR ANALYSIS



SECTOR 1 = FL to I1, SECTOR 2 = I1 to FL, DIFF = Difference To Personal Best Lap, P = Crossed Finish Line in Pit Lane, D = Time Disallowed

P1 188		Dawid KRAWIECKI		Yamaha R6 - Code Blue LTD & D A East Electrical			
IDEAL LAP TIME : 50.262		BEST LAP TIME : 50.272		DIFFERENCE : 0.010			
LAP	SECTOR 1	SECTOR 2	LAP TIME	MPH	DIFF	TIME OF DAY	
1 -		20.496	55.235	78.72	4.963	16:57:05.277	
2 -	31.106	20.298	51.404	84.59	1.132	16:57:56.681	
3 -	30.464	20.299	50.763	85.66	0.491	16:58:47.444	
4 -	30.733	20.169	50.902	85.43	0.630	16:59:38.346	
5 -	30.279	20.198	50.477 (2)	86.15	0.205	17:00:28.823	
6 -	30.093	20.179	50.272 (1)	86.50		17:01:19.095	
7 -	30.423	20.240	50.663	85.83	0.391	17:02:09.758	
8 -	30.673	20.312	50.985	85.29	0.713	17:03:00.743	
9 -	30.355	20.170	50.525 (3)	86.06	0.253	17:03:51.268	
10 -	30.219	20.873	51.092	85.11	0.820	17:04:42.360	

P2 961		Jack SIM		Kawasaki ZX6 R - Vanguard Motorsport/ Platform Lift Engineers			
IDEAL LAP TIME : 50.077		BEST LAP TIME : 50.077		DIFFERENCE : 0.000			
LAP	SECTOR 1	SECTOR 2	LAP TIME	MPH	DIFF	TIME OF DAY	
1 -		20.781	56.623	76.79	6.546	16:57:06.665	
2 -	31.138	20.327	51.465	84.49	1.388	16:57:58.130	
3 -	30.640	20.381	51.021	85.23	0.944	16:58:49.151	
4 -	30.547	20.512	51.059	85.16	0.982	16:59:40.210	
5 -	30.967	20.156	51.123	85.06	1.046	17:00:31.333	
6 -	30.376	20.183	50.559	86.01	0.482	17:01:21.892	
7 -	30.432	20.220	50.652	85.85	0.575	17:02:12.544	
8 -	30.260	20.175	50.435 (3)	86.22	0.358	17:03:02.979	
9 -	30.001	20.076	50.077 (1)	86.83		17:03:53.056	
10 -	30.137	20.100	50.237 (2)	86.56	0.160	17:04:43.293	

P3 37		Alex LATHAM		Triumph DAYTONA - BR-8 / McCrash Racing			
IDEAL LAP TIME : 50.213		BEST LAP TIME : 50.349		DIFFERENCE : 0.136			
LAP	SECTOR 1	SECTOR 2	LAP TIME	MPH	DIFF	TIME OF DAY	
1 -		20.918	57.050	76.22	6.701	16:57:07.092	
2 -	30.966	20.344	51.310	84.75	0.961	16:57:58.402	
3 -	30.555	20.321	50.876	85.47	0.527	16:58:49.278	
4 -	30.824	20.376	51.200	84.93	0.851	16:59:40.478	
5 -	31.444	20.079	51.523	84.40	1.174	17:00:32.001	
6 -	30.650	20.033	50.683	85.80	0.334	17:01:22.684	
7 -	30.512	20.127	50.639 (3)	85.87	0.290	17:02:13.323	
8 -	30.180	20.169	50.349 (1)	86.36		17:03:03.672	
9 -	30.276	20.141	50.417 (2)	86.25	0.068	17:03:54.089	
10 -	30.716	20.509	51.225	84.89	0.876	17:04:45.314	

P4 2		Andrew GILL		Kawasaki ZX6R -			
IDEAL LAP TIME : 50.339		BEST LAP TIME : 50.417		DIFFERENCE : 0.078			
LAP	SECTOR 1	SECTOR 2	LAP TIME	MPH	DIFF	TIME OF DAY	
1 -		20.542	56.209	77.36	5.792	16:57:06.251	
2 -	31.030	20.380	51.410	84.58	0.993	16:57:57.661	
3 -	31.015	20.234	51.249	84.85	0.832	16:58:48.910	
4 -	30.592	20.817	51.409	84.58	0.992	16:59:40.319	
5 -	31.177	20.422	51.599	84.27	1.182	17:00:31.918	
6 -	30.478	20.182	50.660 (3)	85.83	0.243	17:01:22.578	
7 -	30.385	20.256	50.641 (2)	85.87	0.224	17:02:13.219	
8 -	30.698	20.096	50.794	85.61	0.377	17:03:04.013	
9 -	30.243	20.174	50.417 (1)	86.25		17:03:54.430	
10 -	30.567	20.877	51.444	84.53	1.027	17:04:45.874	

BMCRC - MRO Championships 2022 - Rnd 1 @ Brands Hatch Indy

DART Motorsport MRO 600/GP2 inc Clubman 600

RACE 15 - SECTOR ANALYSIS



SECTOR 1 = FL to I1, SECTOR 2 = I1 to FL, DIFF = Difference To Personal Best Lap, P = Crossed Finish Line in Pit Lane, D = Time Disallowed

P5 199		Lloyd COLLINS		Honda CBR600RR - Warren Drives			
IDEAL LAP TIME : 50.430		BEST LAP TIME : 50.466		DIFFERENCE : 0.036			
LAP	SECTOR 1	SECTOR 2	LAP TIME	MPH	DIFF	TIME OF DAY	
1 -		20.399	57.208	76.01	6.742	16:57:07.250	
2 -	31.322	20.304	51.626	84.23	1.160	16:57:58.876	
3 -	30.988	20.308	51.296	84.77	0.830	16:58:50.172	
4 -	30.585	20.353	50.938	85.37	0.472	16:59:41.110	
5 -	31.293	20.206	51.499	84.44	1.033	17:00:32.609	
6 -	30.609	20.057	50.666	85.82	0.200	17:01:23.275	
7 -	30.373	20.093	50.466 (1)	86.16		17:02:13.741	
8 -	30.702	20.302	51.004	85.26	0.538	17:03:04.745	
9 -	30.445	20.139	50.584 (2)	85.96	0.118	17:03:55.329	
10 -	30.414	20.230	50.644 (3)	85.86	0.178	17:04:45.973	

P6 511 C		Ross CLARKE		Kawasaki ZX600RR - Ross clarke Farriery			
IDEAL LAP TIME : 50.753		BEST LAP TIME : 50.780		DIFFERENCE : 0.027			
LAP	SECTOR 1	SECTOR 2	LAP TIME	MPH	DIFF	TIME OF DAY	
1 -		20.823	58.039	74.92	7.259	16:57:08.081	
2 -	32.134	20.703	52.837	82.30	2.057	16:58:00.918	
3 -	31.550	20.356	51.906	83.77	1.126	16:58:52.824	
4 -	31.279	20.401	51.680	84.14	0.900	16:59:44.504	
5 -	31.275	20.474	51.749	84.03	0.969	17:00:36.253	
6 -	31.214	20.577	51.791	83.96	1.011	17:01:28.044	
7 -	30.747	20.033	50.780 (1)	85.63		17:02:18.824	
8 -	30.827	20.006	50.833 (2)	85.54	0.053	17:03:09.657	
9 -	31.176	20.012	51.188	84.95	0.408	17:04:00.845	
10 -	30.912	20.128	51.040 (3)	85.19	0.260	17:04:51.885	

P7 87		Keith POVAH		Yamaha R6 - Instagram @crap.sack give us a follow!			
IDEAL LAP TIME : 50.817		BEST LAP TIME : 50.817		DIFFERENCE : 0.000			
LAP	SECTOR 1	SECTOR 2	LAP TIME	MPH	DIFF	TIME OF DAY	
1 -		21.189	58.899	73.83	8.082	16:57:08.941	
2 -	31.879	20.917	52.796	82.36	1.979	16:58:01.737	
3 -	31.307	20.675	51.982	83.65	1.165	16:58:53.719	
4 -	31.498	20.660	52.158	83.37	1.341	16:59:45.877	
5 -	30.973	20.399	51.372	84.64	0.555	17:00:37.249	
6 -	30.750	20.427	51.177 (2)	84.97	0.360	17:01:28.426	
7 -	31.052	20.412	51.464	84.49	0.647	17:02:19.890	
8 -	30.460	20.357	50.817 (1)	85.57		17:03:10.707	
9 -	30.815	20.479	51.294	84.77	0.477	17:04:02.001	
10 -	30.786	20.470	51.256 (3)	84.84	0.439	17:04:53.257	

P8 169		Gareth CUNNINGHAM		Yamaha R6 - Right gear motorcycles			
IDEAL LAP TIME : 51.191		BEST LAP TIME : 51.334		DIFFERENCE : 0.143			
LAP	SECTOR 1	SECTOR 2	LAP TIME	MPH	DIFF	TIME OF DAY	
1 -		21.099	58.536	74.28	7.202	16:57:08.578	
2 -	31.530	20.710	52.240	83.24	0.906	16:58:00.818	
3 -	31.317	20.540	51.857	83.85	0.523	16:58:52.675	
4 -	31.105	20.537	51.642	84.20	0.308	16:59:44.317	
5 -	31.280	20.566	51.846	83.87	0.512	17:00:36.163	
6 -	31.136	20.680	51.816	83.92	0.482	17:01:27.979	
7 -	31.319	20.368	51.687	84.13	0.353	17:02:19.666	
8 -	31.072	20.271	51.343 (2)	84.69	0.009	17:03:11.009	
9 -	30.954	20.482	51.436 (3)	84.54	0.102	17:04:02.445	
10 -	30.920	20.414	51.334 (1)	84.71		17:04:53.779	

BMCRC - MRO Championships 2022 - Rnd 1 @ Brands Hatch Indy

DART Motorsport MRO 600/GP2 inc Clubman 600

RACE 15 - SECTOR ANALYSIS



SECTOR 1 = FL to I1, SECTOR 2 = I1 to FL, DIFF = Difference To Personal Best Lap, P = Crossed Finish Line in Pit Lane, D = Time Disallowed

P9 5		John REYNOLDS		Yamaha R6 - Fins Motorcycles		
IDEAL LAP TIME : 50.896		BEST LAP TIME : 51.037		DIFFERENCE : 0.141		
LAP	SECTOR 1	SECTOR 2	LAP TIME	MPH	DIFF	TIME OF DAY
1 -		20.994	58.293	74.59	7.256	16:57:08.335
2 -	32.191	20.839	53.030	82.00	1.993	16:58:01.365
3 -	31.405	20.632	52.037	83.56	1.000	16:58:53.402
4 -	31.207	20.830	52.037	83.56	1.000	16:59:45.439
5 -	30.972	20.707	51.679	84.14	0.642	17:00:37.118
6 -	31.275	20.441	51.716	84.08	0.679	17:01:28.834
7 -	30.793	20.519	51.312 (3)	84.74	0.275	17:02:20.146
8 -	30.782	20.333	51.115 (2)	85.07	0.078	17:03:11.261
9 -	30.988	20.695	51.683	84.13	0.646	17:04:02.944
10 -	30.563	20.474	51.037 (1)	85.20		17:04:53.981

P10 13		Doug EDMONDSON		Triumph DAYTONA - Stan Stephens Tuning		
IDEAL LAP TIME : 52.028		BEST LAP TIME : 52.204		DIFFERENCE : 0.176		
LAP	SECTOR 1	SECTOR 2	LAP TIME	MPH	DIFF	TIME OF DAY
1 -		21.431	59.493	73.09	7.289	16:57:09.535
2 -	31.988	20.990	52.978	82.08	0.774	16:58:02.513
3 -	31.663	21.038	52.701	82.51	0.497	16:58:55.214
4 -	31.468	20.901	52.369 (3)	83.03	0.165	16:59:47.583
5 -	31.463	20.945	52.408	82.97	0.204	17:00:39.991
6 -	31.577	20.953	52.530	82.78	0.326	17:01:32.521
7 -	31.633	20.903	52.536	82.77	0.332	17:02:25.057
8 -	31.263	20.974	52.237 (2)	83.24	0.033	17:03:17.294
9 -	31.538	20.878	52.416	82.96	0.212	17:04:09.710
10 -	31.439	20.765	52.204 (1)	83.30		17:05:01.914

P11 33 C		Aaren CARPENTER		Kawasaki ZX6R - Slugcrow Racing		
IDEAL LAP TIME : 51.524		BEST LAP TIME : 51.691		DIFFERENCE : 0.167		
LAP	SECTOR 1	SECTOR 2	LAP TIME	MPH	DIFF	TIME OF DAY
1 -		21.507	1:00.366	72.03	8.675	16:57:10.408
2 -	32.265	21.315	53.580	81.16	1.889	16:58:03.988
3 -	32.337	20.739	53.076	81.93	1.385	16:58:57.064
4 -	31.882	21.024	52.906	82.19	1.215	16:59:49.970
5 -	30.921	20.851	51.772 (2)	83.99	0.081	17:00:41.742
6 -	31.332	20.761	52.093	83.47	0.402	17:01:33.835
7 -	31.138	20.993	52.131	83.41	0.440	17:02:25.966
8 -	31.088	20.603	51.691 (1)	84.12		17:03:17.657
9 -	31.320	21.190	52.510	82.81	0.819	17:04:10.167
10 -	31.121	20.775	51.896 (3)	83.79	0.205	17:05:02.063

P12 82		James BULL		Kawasaki - dad ... team bull racing		
IDEAL LAP TIME : 51.886		BEST LAP TIME : 51.941		DIFFERENCE : 0.055		
LAP	SECTOR 1	SECTOR 2	LAP TIME	MPH	DIFF	TIME OF DAY
1 -		21.427	1:00.195	72.24	8.254	16:57:10.237
2 -	33.024	21.045	54.069	80.42	2.128	16:58:04.306
3 -	32.677	20.993	53.670	81.02	1.729	16:58:57.976
4 -	31.852	20.809	52.661	82.57	0.720	16:59:50.637
5 -	32.172	20.807	52.979	82.08	1.038	17:00:43.616
6 -	31.463	20.593	52.056 (2)	83.53	0.115	17:01:35.672
7 -	31.840	20.817	52.657	82.58	0.716	17:02:28.329
8 -	32.022	20.906	52.928	82.16	0.987	17:03:21.257
9 -	31.520	20.663	52.183 (3)	83.33	0.242	17:04:13.440
10 -	31.293	20.648	51.941 (1)	83.72		17:05:05.381

BMCRC - MRO Championships 2022 - Rnd 1 @ Brands Hatch Indy

DART Motorsport MRO 600/GP2 inc Clubman 600

RACE 15 - SECTOR ANALYSIS



SECTOR 1 = FL to I1, SECTOR 2 = I1 to FL, DIFF = Difference To Personal Best Lap, P = Crossed Finish Line in Pit Lane, D = Time Disallowed

P13 100		Craig HOWTON		Kawasaki ZX6R - ME			
IDEAL LAP TIME : 51.902		BEST LAP TIME : 51.902		DIFFERENCE : 0.000			
LAP	SECTOR 1	SECTOR 2	LAP TIME	MPH	DIFF	TIME OF DAY	
1 -		21.138	1:00.653	71.69	8.751	16:57:10.695	
2 -	32.765	21.000	53.765	80.88	1.863	16:58:04.460	
3 -	32.264	20.719	52.983	82.07	1.081	16:58:57.443	
4 -	31.707	20.928	52.635	82.61	0.733	16:59:50.078	
5 -	31.976	21.061	53.037	81.99	1.135	17:00:43.115	
6 -	31.503	20.754	52.257 (2)	83.21	0.355	17:01:35.372	
7 -	31.968	20.782	52.750	82.43	0.848	17:02:28.122	
8 -	32.047	21.121	53.168	81.78	1.266	17:03:21.290	
9 -	31.739	20.776	52.515 (3)	82.80	0.613	17:04:13.805	
10 -	31.280	20.622	51.902 (1)	83.78		17:05:05.707	

P14 212 C		Matt PALLETT		Yamaha R6 - BDA Chartered Architects			
IDEAL LAP TIME : 52.166		BEST LAP TIME : 52.241		DIFFERENCE : 0.075			
LAP	SECTOR 1	SECTOR 2	LAP TIME	MPH	DIFF	TIME OF DAY	
1 -		21.329	1:00.556	71.81	8.315	16:57:10.598	
2 -	32.358	21.103	53.461	81.34	1.220	16:58:04.059	
3 -	32.828	20.739	53.567	81.18	1.326	16:58:57.626	
4 -	32.054	20.718	52.772	82.40	0.531	16:59:50.398	
5 -	32.699	20.841	53.540	81.22	1.299	17:00:43.938	
6 -	32.581	20.634	53.215	81.71	0.974	17:01:37.153	
7 -	31.702	20.902	52.604 (3)	82.66	0.363	17:02:29.757	
8 -	32.085	20.790	52.875	82.24	0.634	17:03:22.632	
9 -	31.532	20.709	52.241 (1)	83.24		17:04:14.873	
10 -	31.597	20.655	52.252 (2)	83.22	0.011	17:05:07.125	

P15 132 C		Mitchell GILBERT		Suzuki GSXR 600 - The Asap group			
IDEAL LAP TIME : 52.266		BEST LAP TIME : 52.267		DIFFERENCE : 0.001			
LAP	SECTOR 1	SECTOR 2	LAP TIME	MPH	DIFF	TIME OF DAY	
1 -		21.406	59.695	72.84	7.428	16:57:09.737	
2 -	32.828	21.237	54.065	80.43	1.798	16:58:03.802	
3 -	32.206	20.913	53.119	81.86	0.852	16:58:56.921	
4 -	31.859	21.225	53.084	81.91	0.817	16:59:50.005	
5 -	32.535	21.148	53.683	81.00	1.416	17:00:43.688	
6 -	32.287	20.689	52.976	82.08	0.709	17:01:36.664	
7 -	32.030	20.921	52.951	82.12	0.684	17:02:29.615	
8 -	31.901	21.047	52.948 (3)	82.12	0.681	17:03:22.563	
9 -	31.880	20.974	52.854 (2)	82.27	0.587	17:04:15.417	
10 -	31.577	20.690	52.267 (1)	83.19		17:05:07.684	

P16 501 C		Barry MANTELL		Yamaha R6 - Swedish car connection			
IDEAL LAP TIME : 52.260		BEST LAP TIME : 52.423		DIFFERENCE : 0.163			
LAP	SECTOR 1	SECTOR 2	LAP TIME	MPH	DIFF	TIME OF DAY	
1 -		21.900	1:01.446	70.77	9.023	16:57:11.488	
2 -	32.272	21.486	53.758	80.89	1.335	16:58:05.246	
3 -	32.280	21.280	53.560	81.19	1.137	16:58:58.806	
4 -	31.445	20.978	52.423 (1)	82.95		16:59:51.229	
5 -	31.982	21.014	52.996	82.05	0.573	17:00:44.225	
6 -	31.940	20.909	52.849 (3)	82.28	0.426	17:01:37.074	
7 -	32.130	21.017	53.147	81.82	0.724	17:02:30.221	
8 -	31.825	21.090	52.915	82.18	0.492	17:03:23.136	
9 -	31.351	21.093	52.444 (2)	82.91	0.021	17:04:15.580	
10 -	31.757	21.304	53.061	81.95	0.638	17:05:08.641	

BMCRC - MRO Championships 2022 - Rnd 1 @ Brands Hatch Indy

DART Motorsport MRO 600/GP2 inc Clubman 600

RACE 15 - SECTOR ANALYSIS



SECTOR 1 = FL to I1, SECTOR 2 = I1 to FL, DIFF = Difference To Personal Best Lap, P = Crossed Finish Line in Pit Lane, D = Time Disallowed

P17		8 C		Dave SAUNDERS		Honda CBR600 - Mum/Dad/JW MOT/Parks Utility	
IDEAL LAP TIME : 52.319		BEST LAP TIME : 52.514		DIFFERENCE : 0.195			
LAP	SECTOR 1	SECTOR 2	LAP TIME	MPH	DIFF	TIME OF DAY	
1 -		21.554	1:01.769	70.40	9.255	16:57:11.811	
2 -	32.406	21.464	53.870	80.72	1.356	16:58:05.681	
3 -	32.108	21.344	53.452	81.35	0.938	16:58:59.133	
4 -	31.643	20.871	52.514 (1)	82.80		16:59:51.647	
5 -	31.951	20.948	52.899	82.20	0.385	17:00:44.546	
6 -	32.282	21.022	53.304	81.58	0.790	17:01:37.850	
7 -	31.619	21.073	52.692	82.52	0.178	17:02:30.542	
8 -	31.998	21.106	53.104	81.88	0.590	17:03:23.646	
9 -	31.594	20.937	52.531 (2)	82.78	0.017	17:04:16.177	
10 -	31.448	21.128	52.576 (3)	82.71	0.062	17:05:08.753	

P18		228 C		Paul McFADDEN		Kawasaki ZX636 - T.McFadden Plant Ltd	
IDEAL LAP TIME : 53.386		BEST LAP TIME : 53.458		DIFFERENCE : 0.072			
LAP	SECTOR 1	SECTOR 2	LAP TIME	MPH	DIFF	TIME OF DAY	
1 -		21.997	1:02.828	69.21	9.370	16:57:12.870	
2 -	32.874	21.656	54.530	79.74	1.072	16:58:07.400	
3 -	33.103	21.570	54.673	79.53	1.215	16:59:02.073	
4 -	32.932	21.035	53.967	80.57	0.509	16:59:56.040	
5 -	32.388	21.129	53.517 (2)	81.25	0.059	17:00:49.557	
6 -	32.646	21.081	53.727	80.93	0.269	17:01:43.284	
7 -	32.801	21.093	53.894	80.68	0.436	17:02:37.178	
8 -	32.587	21.135	53.722	80.94	0.264	17:03:30.900	
9 -	32.460	20.998	53.458 (1)	81.34		17:04:24.358	
10 -	32.465	21.158	53.623 (3)	81.09	0.165	17:05:17.981	

P19		22 C		Toby TRUNDLE		Yamaha YZF-R6 - Harris Motorcycles - Harlow	
IDEAL LAP TIME : 52.910		BEST LAP TIME : 52.976		DIFFERENCE : 0.066			
LAP	SECTOR 1	SECTOR 2	LAP TIME	MPH	DIFF	TIME OF DAY	
1 -		22.050	1:03.494	68.48	10.518	16:57:13.536	
2 -	33.567	21.164	54.731	79.45	1.755	16:58:08.267	
3 -	33.103	21.413	54.516	79.76	1.540	16:59:02.783	
4 -	33.492	21.510	55.002	79.06	2.026	16:59:57.785	
5 -	32.618	21.288	53.906	80.67	0.930	17:00:51.691	
6 -	32.240	20.926	53.166 (2)	81.79	0.190	17:01:44.857	
7 -	31.984	20.992	52.976 (1)	82.08		17:02:37.833	
8 -	32.312	21.022	53.334 (3)	81.53	0.358	17:03:31.167	
9 -	32.409	21.022	53.431	81.38	0.455	17:04:24.598	
10 -	32.354	21.191	53.545	81.21	0.569	17:05:18.143	

P20		73 C		Jamie THOMAS		Yamaha R6 - Team RubyRacing	
IDEAL LAP TIME : 54.182		BEST LAP TIME : 54.272		DIFFERENCE : 0.090			
LAP	SECTOR 1	SECTOR 2	LAP TIME	MPH	DIFF	TIME OF DAY	
1 -		21.960	1:03.202	68.80	8.930	16:57:13.244	
2 -	33.237	21.578	54.815	79.33	0.543	16:58:08.059	
3 -	33.074	21.687	54.761	79.41	0.489	16:59:02.820	
4 -	33.506	21.516	55.022	79.03	0.750	16:59:57.842	
5 -	32.967	21.451	54.418	79.91	0.146	17:00:52.260	
6 -	33.023	21.309	54.332 (3)	80.03	0.060	17:01:46.592	
7 -	32.873	21.399	54.272 (1)	80.12		17:02:40.864	
8 -	32.905	21.415	54.320 (2)	80.05	0.048	17:03:35.184	
9 -	32.960	21.382	54.342	80.02	0.070	17:04:29.526	
10 -	33.044	21.313	54.357	80.00	0.085	17:05:23.883	

BMCRC - MRO Championships 2022 - Rnd 1 @ Brands Hatch Indy

DART Motorsport MRO 600/GP2 inc Clubman 600

RACE 15 - SECTOR ANALYSIS



SECTOR 1 = FL to I1, SECTOR 2 = I1 to FL, DIFF = Difference To Personal Best Lap, P = Crossed Finish Line in Pit Lane, D = Time Disallowed

P21 86 C		Matthew EPPS		Yamaha R6 - M.E Vehicle Repairs			
IDEAL LAP TIME : 54.156		BEST LAP TIME : 54.312		DIFFERENCE : 0.156			
LAP	SECTOR 1	SECTOR 2	LAP TIME	MPH	DIFF	TIME OF DAY	
1 -		22.084	1:02.418	69.66	8.106	16:57:12.460	
2 -	32.941	21.726	54.667	79.54	0.355	16:58:07.127	
3 -	33.266	21.944	55.210	78.76	0.898	16:59:02.337	
4 -	33.456	21.421	54.877	79.24	0.565	16:59:57.214	
5 -	33.494	21.641	55.135	78.87	0.823	17:00:52.349	
6 -	33.760	21.420	55.180	78.80	0.868	17:01:47.529	
7 -	32.864	21.599	54.463 (3)	79.84	0.151	17:02:41.992	
8 -	32.972	21.970	54.942	79.14	0.630	17:03:36.934	
9 -	32.894	21.418	54.312 (1)	80.06		17:04:31.246	
10 -	32.738	21.619	54.357 (2)	80.00	0.045	17:05:25.603	

P22 187		Jake HOPPER		Yamaha R6 - Css			
IDEAL LAP TIME : 53.823		BEST LAP TIME : 54.001		DIFFERENCE : 0.178			
LAP	SECTOR 1	SECTOR 2	LAP TIME	MPH	DIFF	TIME OF DAY	
1 -		22.303	1:04.654	67.25	10.653	16:57:14.696	
2 -	33.943	22.117	56.060	77.57	2.059	16:58:10.756	
3 -	33.530	21.916	55.446	78.42	1.445	16:59:06.202	
4 -	33.449	21.331	54.780	79.38	0.779	17:00:00.982	
5 -	33.729	21.058	54.787	79.37	0.786	17:00:55.769	
6 -	33.323	21.220	54.543	79.72	0.542	17:01:50.312	
7 -	33.059	21.546	54.605	79.63	0.604	17:02:44.917	
8 -	33.049	21.202	54.251 (3)	80.15	0.250	17:03:39.168	
9 -	32.765	21.236	54.001 (1)	80.52		17:04:33.169	
10 -	32.894	21.275	54.169 (2)	80.27	0.168	17:05:27.338	

P23 62 C		Oliver NUNN		Yamaha R6 - Intertechnic UK & STVL			
IDEAL LAP TIME : 54.002		BEST LAP TIME : 54.002		DIFFERENCE : 0.000			
LAP	SECTOR 1	SECTOR 2	LAP TIME	MPH	DIFF	TIME OF DAY	
1 -		22.197	1:04.868	67.03	10.866	16:57:14.910	
2 -	33.835	22.194	56.029	77.61	2.027	16:58:10.939	
3 -	33.547	21.965	55.512	78.33	1.510	16:59:06.451	
4 -	33.662	21.385	55.047	78.99	1.045	17:00:01.498	
5 -	33.442	21.305	54.747	79.43	0.745	17:00:56.245	
6 -	33.361	21.431	54.792	79.36	0.790	17:01:51.037	
7 -	33.282	21.330	54.612	79.62	0.610	17:02:45.649	
8 -	33.106	21.306	54.412 (3)	79.91	0.410	17:03:40.061	
9 -	32.868	21.371	54.239 (2)	80.17	0.237	17:04:34.300	
10 -	32.863	21.139	54.002 (1)	80.52		17:05:28.302	

P24 79 C		Thomas GARNER		Yamaha R6 -			
IDEAL LAP TIME : 53.646		BEST LAP TIME : 53.811		DIFFERENCE : 0.165			
LAP	SECTOR 1	SECTOR 2	LAP TIME	MPH	DIFF	TIME OF DAY	
1 -		22.104	1:04.143	67.79	10.332	16:57:14.185	
2 -	34.261	21.846	56.107	77.50	2.296	16:58:10.292	
3 -	33.827	22.716	56.543	76.90	2.732	16:59:06.835	
4 -	34.192	21.337	55.529	78.31	1.718	17:00:02.364	
5 -	33.503	21.365	54.868	79.25	1.057	17:00:57.232	
6 -	33.811	21.505	55.316	78.61	1.505	17:01:52.548	
7 -	33.584	21.079	54.663	79.55	0.852	17:02:47.211	
8 -	32.655	21.170	53.825 (2)	80.79	0.014	17:03:41.036	
9 -	32.567	21.331	53.898 (3)	80.68	0.087	17:04:34.934	
10 -	32.674	21.137	53.811 (1)	80.81		17:05:28.745	

BMCRC - MRO Championships 2022 - Rnd 1 @ Brands Hatch Indy

DART Motorsport MRO 600/GP2 inc Clubman 600

RACE 15 - SECTOR ANALYSIS



SECTOR 1 = FL to I1, SECTOR 2 = I1 to FL, DIFF = Difference To Personal Best Lap, P = Crossed Finish Line in Pit Lane, D = Time Disallowed

P25 686 C		Liam SPILLER		Yamaha R6 - LD Renovate Ltd		
IDEAL LAP TIME : 53.740		BEST LAP TIME : 53.785		DIFFERENCE : 0.045		
LAP	SECTOR 1	SECTOR 2	LAP TIME	MPH	DIFF	TIME OF DAY
1 -		22.196	1:05.181	66.71	11.396	16:57:15.223
2 -	33.767	22.235	56.002	77.65	2.217	16:58:11.225
3 -	33.485	22.274	55.759	77.98	1.974	16:59:06.984
4 -	33.448	21.466	54.914	79.18	1.129	17:00:01.898
5 -	33.246	21.606	54.852	79.27	1.067	17:00:56.750
6 -	33.121	21.571	54.692	79.51	0.907	17:01:51.442
7 -	33.143	21.486	54.629 (2)	79.60	0.844	17:02:46.071
8 -	32.905	21.734	54.639 (3)	79.58	0.854	17:03:40.710
9 -	33.201	21.778	54.979	79.09	1.194	17:04:35.689
10 -	32.274	21.511	53.785 (1)	80.85		17:05:29.474

P26 219 C		Tony COE		Suzuki GSXR600 -		
IDEAL LAP TIME : 54.415		BEST LAP TIME : 54.993		DIFFERENCE : 0.578		
LAP	SECTOR 1	SECTOR 2	LAP TIME	MPH	DIFF	TIME OF DAY
1 -		22.699	1:05.934	65.95	10.941	16:57:15.976
2 -	35.155	22.103	57.258	75.94	2.265	16:58:13.234
3 -	34.523	21.845	56.368	77.14	1.375	16:59:09.602
4 -	34.402	22.034	56.436	77.05	1.443	17:00:06.038
5 -	33.684	22.172	55.856	77.85	0.863	17:01:01.894
6 -	33.684	21.569	55.253	78.70	0.260	17:01:57.147
7 -	33.787	21.416	55.203 (3)	78.77	0.210	17:02:52.350
8 -	33.657	21.336	54.993 (1)	79.07		17:03:47.343
9 -	33.079	22.090	55.169 (2)	78.82	0.176	17:04:42.512

P27 144		Nick CRONIN		Yamaha R6 -		
IDEAL LAP TIME : 54.820		BEST LAP TIME : 54.840		DIFFERENCE : 0.020		
LAP	SECTOR 1	SECTOR 2	LAP TIME	MPH	DIFF	TIME OF DAY
1 -		22.507	1:05.662	66.22	10.822	16:57:15.704
2 -	33.633	22.261	55.894	77.80	1.054	16:58:11.598
3 -	33.398	22.166	55.564	78.26	0.724	16:59:07.162
4 -	34.272	21.900	56.172	77.41	1.332	17:00:03.334
5 -	33.091	21.749	54.840 (1)	79.29		17:00:58.174
6 -	33.128	21.907	55.035 (2)	79.01	0.195	17:01:53.209
7 -	33.256	22.787	56.043	77.59	1.203	17:02:49.252
8 -	34.501	23.254	57.755	75.29	2.915	17:03:47.007
9 -	33.071	22.477	55.548 (3)	78.28	0.708	17:04:42.555

P28 85		James ROBINSON		Yamaha R6 - claire palastanga ceramics		
IDEAL LAP TIME : 55.298		BEST LAP TIME : 55.298		DIFFERENCE : 0.000		
LAP	SECTOR 1	SECTOR 2	LAP TIME	MPH	DIFF	TIME OF DAY
1 -		23.691	1:07.381	64.53	12.083	16:57:17.423
2 -	34.354	22.894	57.248	75.96	1.950	16:58:14.671
3 -	33.587	22.722	56.309	77.22	1.011	16:59:10.980
4 -	33.935	22.742	56.677	76.72	1.379	17:00:07.657
5 -	33.084	22.381	55.465 (2)	78.40	0.167	17:01:03.122
6 -	33.716	22.536	56.252	77.30	0.954	17:01:59.374
7 -	33.200	22.424	55.624 (3)	78.17	0.326	17:02:54.998
8 -	32.990	22.308	55.298 (1)	78.63		17:03:50.296
9 -	33.129	22.565	55.694	78.08	0.396	17:04:45.990

BMCRC - MRO Championships 2022 - Rnd 1 @ Brands Hatch Indy

DART Motorsport MRO 600/GP2 inc Clubman 600

RACE 15 - SECTOR ANALYSIS



SECTOR 1 = FL to I1, SECTOR 2 = I1 to FL, DIFF = Difference To Personal Best Lap, P = Crossed Finish Line in Pit Lane, D = Time Disallowed

P29 45 C		Jake MARSH		Kawasaki ZX6R - Zipped Up Racing			
IDEAL LAP TIME : 54.165		BEST LAP TIME : 54.486		DIFFERENCE : 0.321			
LAP	SECTOR 1	SECTOR 2	LAP TIME	MPH	DIFF	TIME OF DAY	
1 -		22.571	1:03.410	68.57	8.924	16:57:13.452	
2 -	33.314	21.598	54.912 (3)	79.19	0.426	16:58:08.364	
3 -	33.399	21.433	54.832 (2)	79.30	0.346	16:59:03.196	
4 -	33.521	21.476	54.997	79.06	0.511	16:59:58.193	
5 -	32.732	21.754	54.486 (1)	79.81		17:00:52.679	
6 -	33.662	21.549	55.211	78.76	0.725	17:01:47.890	

P30 661 GP2		Cameron HARRIS		Triumph 675R - HARRIS PERFORMANCE			
IDEAL LAP TIME : 50.650		BEST LAP TIME : 50.650		DIFFERENCE : 0.000			
LAP	SECTOR 1	SECTOR 2	LAP TIME	MPH	DIFF	TIME OF DAY	
1 -		20.755	56.760	76.61	6.110	16:57:06.802	
2 -	30.639	20.373	51.012 (2)	85.24	0.362	16:57:57.814	
3 -	30.445	20.205	50.650 (1)	85.85		16:58:48.464	
4 -	30.658	21.784	52.442 (3)	82.92	1.792	16:59:40.906	

BMCRC - MRO Championships 2022 - Rnd 1 @ Brands Hatch Indy

DART Motorsport MRO 600/GP2 inc Clubman 600

RACE 15 - BEST SECTORS

SECTOR 1			SECTOR 2			IDEAL / BEST COMPARISON						
POS	NO	NAME	TIME	NO	NAME	TIME	POS	NO	NAME	IDEAL	BEST	DIFF
									PERFECT LAP	50.007		
1	961	SIM	30.001	511	CLARKE	20.006	1	961	SIM	50.077	50.077	0.000
2	188	KRAWIECKI	30.093	37	LATHAM	20.033	2	37	LATHAM	50.213	50.349	0.136
3	37	LATHAM	30.180	199	COLLINS	20.057	3	188	KRAWIECKI	50.262	50.272	0.010
4	2	GILL	30.243	961	SIM	20.076	4	2	GILL	50.339	50.417	0.078
5	199	COLLINS	30.373	2	GILL	20.096	5	199	COLLINS	50.430	50.466	0.036
6	661	HARRIS	30.445	188	KRAWIECKI	20.169	6	661	HARRIS	50.650	50.650	0.000
7	87	POVAH	30.460	661	HARRIS	20.205	7	511	CLARKE	50.753	50.780	0.027
8	5	REYNOLDS	30.563	169	CUNNINGHAM	20.271	8	87	POVAH	50.817	50.817	0.000
9	511	CLARKE	30.747	5	REYNOLDS	20.333	9	5	REYNOLDS	50.896	51.037	0.141
10	169	CUNNINGHAM	30.920	87	POVAH	20.357	10	169	CUNNINGHAM	51.191	51.334	0.143
11	33	CARPENTER	30.921	82	BULL	20.593	11	33	CARPENTER	51.524	51.691	0.167
12	13	EDMONDSON	31.263	33	CARPENTER	20.603	12	82	BULL	51.886	51.941	0.055
13	100	HOWTON	31.280	100	HOWTON	20.622	13	100	HOWTON	51.902	51.902	0.000
14	82	BULL	31.293	212	PALLET	20.634	14	13	EDMONDSON	52.028	52.204	0.176
15	501	MANTELL	31.351	132	GILBERT	20.689	15	212	PALLET	52.166	52.241	0.075
16	8	SAUNDERS	31.448	13	EDMONDSON	20.765	16	501	MANTELL	52.260	52.423	0.163
17	212	PALLET	31.532	8	SAUNDERS	20.871	17	132	GILBERT	52.266	52.267	0.001
18	132	GILBERT	31.577	501	MANTELL	20.909	18	8	SAUNDERS	52.319	52.514	0.195
19	22	TRUNDLE	31.984	22	TRUNDLE	20.926	19	22	TRUNDLE	52.910	52.976	0.066
20	686	SPILLER	32.274	228	McFADDEN	20.998	20	228	McFADDEN	53.386	53.458	0.072
21	228	McFADDEN	32.388	187	HOPPER	21.058	21	79	GARNER	53.646	53.811	0.165
22	79	GARNER	32.567	79	GARNER	21.079	22	686	SPILLER	53.740	53.785	0.045
23	45	MARSH	32.732	62	NUNN	21.139	23	187	HOPPER	53.823	54.001	0.178
24	86	EPPS	32.738	73	THOMAS	21.309	24	62	NUNN	54.002	54.002	0.000
25	187	HOPPER	32.765	219	COE	21.336	25	86	EPPS	54.156	54.312	0.156
26	62	NUNN	32.863	86	EPPS	21.418	26	45	MARSH	54.165	54.486	0.321
27	73	THOMAS	32.873	45	MARSH	21.433	27	73	THOMAS	54.182	54.272	0.090
28	85	ROBINSON	32.990	686	SPILLER	21.466	28	219	COE	54.415	54.993	0.578
29	144	CRONIN	33.071	144	CRONIN	21.749	29	144	CRONIN	54.820	54.840	0.020
30	219	COE	33.079	85	ROBINSON	22.308	30	85	ROBINSON	55.298	55.298	0.000

BMCRC - MRO Championships 2022 - Rnd 1 @ Brands Hatch Indy

DART Motorsport MRO 600/GP2 inc Clubman 600

RACE 15 - STATISTICS

Competitors Started	30
Planned Start	2022-03-12 @ 16:38:00.000
Actual Start	2022-03-12 @ 16:56:10.041
Finish Time	2022-03-12 @ 17:04:42.359
Track Length	1.2079mi.
Total Laps	287
Total Distance Covered	346.6803mi.

Session Fastest Lap History

NO	CL	NAME	LAP TIME	TIME OF DAY	LAP	VEHICLE
188		Dawid KRAWIECKI	51.404	16:57:56.704	2	Yamaha R6
661	GP2	Cameron HARRIS	51.012	16:57:57.822	2	Triumph 675R
188		Dawid KRAWIECKI	50.763	16:58:47.467	3	Yamaha R6
661	GP2	Cameron HARRIS	50.650	16:58:48.471	3	Triumph 675R
188		Dawid KRAWIECKI	50.477	17:00:28.846	5	Yamaha R6
188		Dawid KRAWIECKI	50.272	17:01:19.118	6	Yamaha R6
961		Jack SIM	50.077	17:03:53.079	9	Kawasaki ZX6 R

Session Leader History

NO	CL	NAME	FROM LAP	LAPS LED	DISTANCE	VEHICLE
188		Dawid KRAWIECKI	1	10	12.07 miles	Yamaha R6

Flag History

TYPE	TIME OF DAY
GREEN	16:56:10.041
FINISH	17:04:42.359

Flag Statistics

TYPE	COUNT	TOTAL LAPS	TOTAL TIME
Green	1	10	9:32.234
Red	0	0	0.000
Safety Car	0	0	0.000
FCY	0	0	0.000

BMCRC - MRO Championships 2022 - Rnd 1 @ Brands Hatch Indy

DART Motorsport MRO 600/GP2 inc Clubman 600

RACE 15 - STATISTICS

CLASS :

14 Starters

Fastest Lap History

NO	NAME	LAP TIME	TIME OF DAY	LAP	VEHICLE
188	Dawid KRAWIECKI	51.404	16:57:56.704	2	Yamaha R6
37	Alex LATHAM	51.310	16:57:58.417	2	Triumph DAYTONA
188	Dawid KRAWIECKI	50.763	16:58:47.467	3	Yamaha R6
188	Dawid KRAWIECKI	50.477	17:00:28.846	5	Yamaha R6
188	Dawid KRAWIECKI	50.272	17:01:19.118	6	Yamaha R6
961	Jack SIM	50.077	17:03:53.079	9	Kawasaki ZX6 R

Leader History

NO	NAME	FROM LAP	LAPS LED	DISTANCE	VEHICLE
188	Dawid KRAWIECKI	1	10	12.07 miles	Yamaha R6

BMCRC - MRO Championships 2022 - Rnd 1 @ Brands Hatch Indy

DART Motorsport MRO 600/GP2 inc Clubman 600

RACE 15 - STATISTICS

CLASS : C

15 Starters

Fastest Lap History

NO	NAME	LAP TIME	TIME OF DAY	LAP	VEHICLE
511	Ross CLARKE	52.837	16:58:00.941	2	Kawasaki ZX600RR
511	Ross CLARKE	51.906	16:58:52.846	3	Kawasaki ZX600RR
511	Ross CLARKE	51.680	16:59:44.527	4	Kawasaki ZX600RR
511	Ross CLARKE	50.780	17:02:18.846	7	Kawasaki ZX600RR

Leader History

NO	NAME	FROM LAP	LAPS LED	DISTANCE	VEHICLE
511	Ross CLARKE	1	10	12.07 miles	Kawasaki ZX600RR

BMCRC - MRO Championships 2022 - Rnd 1 @ Brands Hatch Indy

DART Motorsport MRO 600/GP2 inc Clubman 600

RACE 15 - STATISTICS

CLASS : GP2

1 Starters

Fastest Lap History

NO	NAME	LAP TIME	TIME OF DAY	LAP	VEHICLE
661	Cameron HARRIS	51.012	16:57:57.822	2	Triumph 675R
661	Cameron HARRIS	50.650	16:58:48.471	3	Triumph 675R

Leader History

NO	NAME	FROM LAP	LAPS LED	DISTANCE	VEHICLE
661	Cameron HARRIS	1	4	4.83 miles	Triumph 675R

BMCRC - MRO Championships 2022 - Rnd 1 @ Brands Hatch Indy



DART Motorsport MRO 600/GP2 inc Clubman 600

RACE 6 - GRID (12 Laps)

ROW 11	33	624	Matthew FEDRICK	32	30	Owen MELLOR	31	134	Donald GILBERT			
ROW 10	30	55.298	85	James ROBINSON	29	54.993	219	Tony COE	28	54.840	144	Nick CRONIN
ROW 9	27	54.486	45	Jake MARSH	26	54.312	86	Matthew EPPS	25	54.272	73	Jamie THOMAS
ROW 8	24	54.002	62	Oliver NUNN	23	54.001	187	Jake HOPPER	22	53.811	79	Thomas GARNER
ROW 7	21	53.785	686	Liam SPILLER	20	53.458	228	Paul McFADDEN	19	52.976	22	Toby TRUNDLE
ROW 6	18	52.514	8	Dave SAUNDERS	17	52.423	501	Barry MANTELL	16	52.267	132	Mitchell GILBERT
ROW 5	15	52.241	212	Matt PALLETT	14	52.204	13	Doug EDMONDSON	13	51.941	82	James BULL
ROW 4	12	51.902	100	Craig HOWTON	11	51.691	33	Aaren CARPENTER	10	51.334	169	Gareth CUNNINGHAM
ROW 3	9	51.037	5	John REYNOLDS	8	50.817	87	Keith POVAH	7	50.780	511	Ross CLARKE
ROW 2	6	50.650	661	Cameron HARRIS	5	50.466	199	Lloyd COLLINS	4	50.417	2	Andrew GILL
ROW 1	3	50.349	37	Alex LATHAM	2	50.272	188	Dawid KRAWIECKI	1	50.077	961	Jack SIM
Pole												

Brands Hatch Indy: 1.2079 miles

These results are provisional until the conclusion of any judicial and technical matters.

Clerk Of Course :	Stewards :	Timekeeper : Craig Smith
-------------------	------------	--------------------------

Results can be found at www.tsl-timing.com

Printed - 17:07 Saturday, 12 March 2022



BMCRC - MRO Championships 2022 - Rnd 1 @ Brands Hatch Indy



DART Motorsport MRO 600/GP2 inc Clubman 600

RACE 6 - CLASSIFICATION

POS	NO	CL	PIC NAME	ENTRY	LAPS	TIME	GAP	DIFF	MPH	BEST	ON
1	188		1 Dawid KRAWIECKI	Yamaha R6 - Code Blue LTD & D A East Electrical	10	9:23.555			77.16	55.227	8
2	37		2 Alex LATHAM	Triumph DAYTONA - BR-8 / McCrash Racing	10	9:24.203	0.648	0.648	77.07	55.207	10
3	961		3 Jack SIM	Kawasaki ZX6 R - Vanguard Motorsport/ Platform Li	10	9:24.289	0.734	0.086	77.06	55.237	9
4	13		4 Doug EDMONDSON	Triumph DAYTONA - Stan Stephens Tuning	10	9:43.221	19.666	18.932	74.56	56.976	7
5	33	C	1 Aaren CARPENTER	Kawasaki ZX6R - Slugcrow Racing	10	9:43.789	20.234	0.568	74.48	56.079	6
6	169		5 Gareth CUNNINGHAM	Yamaha R6 - Right gear motorcycles	10	9:44.148	20.593	0.359	74.44	57.083	10
7	73	C	2 Jamie THOMAS	Yamaha R6 - Team RubyRacing	10	9:51.475	27.920	7.327	73.52	56.779	10
8	132	C	3 Mitchell GILBERT	Suzuki GSXR 600 - The Asap group	10	9:51.482	27.927	0.007	73.52	56.216	10
9	212	C	4 Matt PALLETT	Yamaha R6 - BDA Chartered Architects	10	9:51.690	28.135	0.208	73.49	56.675	10
10	2		6 Andrew GILL	Kawasaki ZX6R -	10	9:52.449	28.894	0.759	73.40	56.390	8
11	79	C	5 Thomas GARNER	Yamaha R6 -	10	9:59.056	35.501	6.607	72.59	57.122	10
12	22	C	6 Toby TRUNDLE	Yamaha YZF-R6 - Harris Motorcycles - Harlow	10	10:00.880	37.325	1.824	72.37	57.568	10
13	501	C	7 Barry MANTELL	Yamaha R6 - Swedish car connection	10	10:01.042	37.487	0.162	72.35	58.254	10
14	511	C	8 Ross CLARKE	Kawasaki ZX600RR - Ross clarke Farriery	10	10:02.698	39.143	1.656	72.15	57.020	5
15	45	C	9 Jake MARSH	Kawasaki ZX6R - Zipped Up Racing	10	10:04.141	40.586	1.443	71.97	57.892	10
16	661	GP2	1 Cameron HARRIS	Triumph 675R - HARRIS PERFORMANCE	10	10:04.179	40.624	0.038	71.97	58.789	6
17	228	C	10 Paul McFADDEN	Kawasaki ZX636 - T.McFadden Plant Ltd	10	10:04.514	40.959	0.335	71.93	58.832	5
18	686	C	11 Liam SPILLER	Yamaha R6 - LD Renovate Ltd	10	10:04.882	41.327	0.368	71.89	58.148	8
19	219	C	12 Tony COE	Suzuki GSXR600 -	9	9:29.023	1 Lap	1 Lap	68.78	1:01.204	3

NOT CLASSIFIED

DNF	199		Lloyd COLLINS	Honda CBR600RR - Warren Drives	8	8:09.712	2 Laps	1 Lap	71.03	59.639	8
DNF	5		John REYNOLDS	Yamaha R6 - Fins Motorcycles	7	6:49.372	3 Laps	1 Lap	74.35	57.284	7
DNF	187		Jake HOPPER	Yamaha R6 - Css	5	5:18.165	5 Laps	2 Laps	68.33	1:00.725	5
DNF	62	C	Oliver NUNN	Yamaha R6 - Intertechnic UK & STVL	5	5:26.611	5 Laps	8.446	66.57	1:02.257	5
DNF	82		James BULL	Kawasaki - dad ... team bull racing	2	2:16.592	8 Laps	3 Laps	63.67	1:05.465	2
DNF	100		Craig HOWTON	Kawasaki ZX6R - ME	0						

FASTEST LAP

37	Alex LATHAM	Triumph DAYTONA - BR-8 / McCrash Racing	10	55.207	78.76 mph	126.76 kph
33	C Aaren CARPENTER	Kawasaki ZX6R - Slugcrow Racing	6	56.079	77.54 mph	124.79 kph
661	GP2 Cameron HARRIS	Triumph 675R - HARRIS PERFORMANCE	6	58.789	73.96 mph	119.04 kph

Class - 92.5% of Race Speed = 71.37 mph
 Class C - 92.5% of Race Speed = 68.89 mph
 Class GP2 - 92.5% of Race Speed = 66.57 mph

Weather / Track : Cloudy / Dry

These results are provisional until the conclusion of any judicial and technical matters.

Race Distance: 10 Laps / 12.07 miles

Brands Hatch Indy: 1.2079 miles

Date: 13/03/2022 Start: 12:10 Finish: 12:20

Clerk Of Course :

Stewards :

Timekeeper : Craig Smith

Results can be found at www.tsl-timing.com

Printed - 12:22 Sunday, 13 March 2022



BMCRC - MRO Championships 2022 - Rnd 1 @ Brands Hatch Indy

DART Motorsport MRO 600/GP2 inc Clubman 600

RACE 6 - LAP CHART

LAP 1 @ 12:11:44.722

NO	BEHIND	LAP TIME
188		59.705
961	0.921	1:00.626
37	1.060	1:00.765
5	4.606	1:04.311
13	4.795	1:04.500
199	5.309	1:05.014
169	5.903	1:05.608
661	6.042	1:05.747
33	6.097	1:05.802
501	6.604	1:06.309
212	6.715	1:06.420
228	7.241	1:06.946
73	7.463	1:07.168
22	9.533	1:09.238
45	10.284	1:09.989
79	10.382	1:10.087
219	10.966	1:10.671
132	11.071	1:10.776
82	11.422	1:11.127
686	11.654	1:11.359
187	11.913	1:11.618
511	12.528	1:12.233
62	13.013	1:12.718
2	13.920	1:13.625

LAP 2 @ 12:12:41.491

NO	BEHIND	LAP TIME
188		56.769
37	1.055	56.764
961	1.568	57.416
5	5.992	58.155
13	6.868	58.842
169	7.015	57.881
33	7.313	57.985
199	9.569	1:01.029
661	10.359	1:01.086
73	10.518	59.824
501	10.605	1:00.770
212	10.719	1:00.773
228	10.962	1:00.490
22	14.297	1:01.533
45	14.486	1:00.971
79	14.588	1:00.975
132	14.809	1:00.507
219	16.267	1:02.070
686	16.579	1:01.694
511	18.347	1:02.588
187	18.622	1:03.478
2	18.784	1:01.633
82	20.118	1:05.465
62	20.310	1:04.066

LAP 3 @ 12:13:37.478

NO	BEHIND	LAP TIME
188		55.987
961	1.838	56.257
37	2.442	57.374
5	7.513	57.508
169	8.337	57.309
13	9.064	58.183
33	9.089	57.763
73	14.179	59.648

661	14.246	59.874
212	14.562	59.830
199	14.772	1:01.190
501	14.989	1:00.371
228	15.232	1:00.257
79	18.031	59.430
132	18.347	59.525
22	18.583	1:00.273
45	18.862	1:00.363
686	19.677	59.085
2	20.596	57.799
219	21.484	1:01.204
511	21.759	59.399
187	23.876	1:01.241
62	29.147	1:04.824

LAP 4 @ 12:14:33.216

NO	BEHIND	LAP TIME
188		55.738
961	2.003	55.903
37	3.004	56.300
5	9.240	57.465
169	10.199	57.600
33	10.331	56.980
13	11.343	58.017
73	16.556	58.115
212	18.046	59.222
661	18.419	59.911
501	18.710	59.459
228	19.264	59.770
199	19.444	1:00.410
132	20.149	57.540
79	20.567	58.274
45	22.136	59.012
22	22.255	59.410
2	22.549	57.691
686	23.413	59.474
511	24.376	58.355
219	27.758	1:02.012
187	29.241	1:01.103
62	36.155	1:02.746

LAP 5 @ 12:15:28.690

NO	BEHIND	LAP TIME
188		55.474
961	2.819	56.290
37	3.220	55.690
5	11.112	57.346
33	12.770	57.913
169	12.972	58.247
13	13.079	57.210
73	19.607	58.525
212	20.482	57.910
661	21.935	58.990
501	22.287	59.051
132	22.366	57.691
228	22.622	58.832
79	23.880	58.787
199	24.109	1:00.139
2	24.196	57.121
22	25.241	58.460
45	25.556	58.894
511	25.922	57.020
686	26.697	58.758
219	34.321	1:02.037

187	34.492	1:00.725
62	42.938	1:02.257

LAP 6 @ 12:16:25.138

NO	BEHIND	LAP TIME
188		56.448
961	1.901	55.530
37	2.365	55.593
5	11.967	57.303
33	12.401	56.079
13	13.613	56.982
169	14.170	57.646
73	21.375	58.216
212	21.648	57.614
661	24.276	58.789
132	24.428	58.510
501	24.851	59.012
228	25.406	59.232
79	25.593	58.161
2	25.796	58.048
22	26.594	57.801
511	29.254	59.780
199	29.896	1:02.235
686	30.063	59.814
45	30.295	1:01.187
219	41.248	1:03.375

LAP 7 @ 12:17:20.875

NO	BEHIND	LAP TIME
188		55.737
961	2.125	55.961
37	2.447	55.819
33	13.286	56.622
5	13.514	57.284
13	14.852	56.976
169	15.910	57.477
73	23.570	57.932
212	23.673	57.762
132	25.698	57.007
2	26.559	56.500
661	27.841	59.302
501	28.036	58.922
79	28.524	58.668
228	28.759	59.090
22	29.289	58.432
511	31.479	57.962
686	32.585	58.259
45	33.767	59.209
199	34.215	1:00.056
219	49.593	1:04.082

LAP 8 @ 12:18:16.102

NO	BEHIND	LAP TIME
188		55.227
961	2.368	55.470
37	2.537	55.317
33	16.861	58.802
13	16.937	57.312
169	18.226	57.543
73	26.170	57.827
212	26.355	57.909
132	27.595	57.124
2	27.722	56.390
661	32.523	59.909

501	32.648	59.839
79	32.755	59.458
22	33.202	59.140
228	34.013	1:00.481
511	34.974	58.722
686	35.506	58.148
45	37.097	58.557
199	38.627	59.639

LAP 9 @ 12:19:11.839

NO	BEHIND	LAP TIME
188		55.737
219	1 Lap	1:02.248
961	1.868	55.237
37	2.174	55.374
13	18.814	57.614
33	19.832	58.708
169	20.243	57.754
73	27.874	57.441
212	28.193	57.575
132	28.444	56.586
2	28.643	56.658
79	35.112	58.094
501	35.966	59.055
22	36.490	59.025
661	38.072	1:01.286
511	38.150	58.913
228	38.231	59.955
686	38.480	58.711
45	39.427	58.067

LAP 10 @ 12:20:08.572

NO	BEHIND	LAP TIME
188		56.733
37	0.648	55.207
961	0.734	55.599
219	1 Lap	1:01.324
13	19.666	57.585
33	20.234	57.135
169	20.593	57.083
73	27.920	56.779
132	27.927	56.216
212	28.135	56.675
2	28.894	56.984
79	35.501	57.122
22	37.325	57.568
501	37.487	58.254
511	39.143	57.726
45	40.586	57.892
661	40.624	59.285
228	40.959	59.461
686	41.327	59.580

BMCRC - MRO Championships 2022 - Rnd 1 @ Brands Hatch Indy

DART Motorsport MRO 600/GP2 inc Clubman 600

RACE 6 - SECTOR ANALYSIS



SECTOR 1 = FL to I1, SECTOR 2 = I1 to FL, DIFF = Difference To Personal Best Lap, P = Crossed Finish Line in Pit Lane, D = Time Disallowed

P1 188		Dawid KRAWIECKI		Yamaha R6 - Code Blue LTD & D A East Electrical		
IDEAL LAP TIME : 55.098		BEST LAP TIME : 55.227		DIFFERENCE : 0.129		
LAP	SECTOR 1	SECTOR 2	LAP TIME	MPH	DIFF	TIME OF DAY
1 -		22.501	59.705	72.83	4.478	12:11:44.722
2 -	33.421	23.348	56.769	76.60	1.542	12:12:41.491
3 -	33.102	22.885	55.987	77.67	0.760	12:13:37.478
4 -	33.028	22.710	55.738	78.01	0.511	12:14:33.216
5 -	32.844	22.630	55.474 (2)	78.38	0.247	12:15:28.690
6 -	33.352	23.096	56.448	77.03	1.221	12:16:25.138
7 -	33.099	22.638	55.737 (3)	78.02	0.510	12:17:20.875
8 -	32.656	22.571	55.227 (1)	78.74		12:18:16.102
9 -	32.597	23.140	55.737 (3)	78.02	0.510	12:19:11.839
10 -	33.359	23.374	56.733	76.65	1.506	12:20:08.572

P2 37		Alex LATHAM		Triumph DAYTONA - BR-8 / McCrash Racing		
IDEAL LAP TIME : 55.021		BEST LAP TIME : 55.207		DIFFERENCE : 0.186		
LAP	SECTOR 1	SECTOR 2	LAP TIME	MPH	DIFF	TIME OF DAY
1 -		22.634	1:00.765	71.56	5.558	12:11:45.782
2 -	33.552	23.212	56.764	76.60	1.557	12:12:42.546
3 -	33.966	23.408	57.374	75.79	2.167	12:13:39.920
4 -	33.397	22.903	56.300	77.23	1.093	12:14:36.220
5 -	33.141	22.549	55.690	78.08	0.483	12:15:31.910
6 -	32.955	22.638	55.593	78.22	0.386	12:16:27.503
7 -	32.940	22.879	55.819	77.90	0.612	12:17:23.322
8 -	32.738	22.579	55.317 (2)	78.61	0.110	12:18:18.639
9 -	32.795	22.579	55.374 (3)	78.53	0.167	12:19:14.013
10 -	32.924	22.283	55.207 (1)	78.76		12:20:09.220

P3 961		Jack SIM		Kawasaki ZX6 R - Vanguard Motorsport/ Platform Lift Engineers		
IDEAL LAP TIME : 55.085		BEST LAP TIME : 55.237		DIFFERENCE : 0.152		
LAP	SECTOR 1	SECTOR 2	LAP TIME	MPH	DIFF	TIME OF DAY
1 -		23.198	1:00.626	71.72	5.389	12:11:45.643
2 -	33.980	23.436	57.416	75.73	2.179	12:12:43.059
3 -	33.048	23.209	56.257	77.29	1.020	12:13:39.316
4 -	32.665	23.238	55.903	77.78	0.666	12:14:35.219
5 -	33.047	23.243	56.290	77.25	1.053	12:15:31.509
6 -	32.736	22.794	55.530 (3)	78.31	0.293	12:16:27.039
7 -	33.097	22.864	55.961	77.70	0.724	12:17:23.000
8 -	32.531	22.939	55.470 (2)	78.39	0.233	12:18:18.470
9 -	32.416	22.821	55.237 (1)	78.72		12:19:13.707
10 -	32.930	22.669	55.599	78.21	0.362	12:20:09.306

P4 13		Doug EDMONDSON		Triumph DAYTONA - Stan Stephens Tuning		
IDEAL LAP TIME : 56.856		BEST LAP TIME : 56.976		DIFFERENCE : 0.120		
LAP	SECTOR 1	SECTOR 2	LAP TIME	MPH	DIFF	TIME OF DAY
1 -		24.049	1:04.500	67.41	7.524	12:11:49.517
2 -	35.253	23.589	58.842	73.90	1.866	12:12:48.359
3 -	34.647	23.536	58.183	74.74	1.207	12:13:46.542
4 -	34.538	23.479	58.017	74.95	1.041	12:14:44.559
5 -	33.951	23.259	57.210 (3)	76.01	0.234	12:15:41.769
6 -	33.893	23.089	56.982 (2)	76.31	0.006	12:16:38.751
7 -	33.767	23.209	56.976 (1)	76.32		12:17:35.727
8 -	33.921	23.391	57.312	75.87	0.336	12:18:33.039
9 -	34.425	23.189	57.614	75.47	0.638	12:19:30.653
10 -	34.209	23.376	57.585	75.51	0.609	12:20:28.238

BMCRC - MRO Championships 2022 - Rnd 1 @ Brands Hatch Indy

DART Motorsport MRO 600/GP2 inc Clubman 600

RACE 6 - SECTOR ANALYSIS



SECTOR 1 = FL to I1, SECTOR 2 = I1 to FL, DIFF = Difference To Personal Best Lap, P = Crossed Finish Line in Pit Lane, D = Time Disallowed

P5 33 C		Aaren CARPENTER		Kawasaki ZX6R - Slugcrow Racing			
IDEAL LAP TIME : 56.079		BEST LAP TIME : 56.079		DIFFERENCE : 0.000			
LAP	SECTOR 1	SECTOR 2	LAP TIME	MPH	DIFF	TIME OF DAY	
1 -		24.357	1:05.802	66.08	9.723	12:11:50.819	
2 -	34.595	23.390	57.985	74.99	1.906	12:12:48.804	
3 -	34.351	23.412	57.763	75.28	1.684	12:13:46.567	
4 -	33.950	23.030	56.980 (3)	76.31	0.901	12:14:43.547	
5 -	34.294	23.619	57.913	75.08	1.834	12:15:41.460	
6 -	33.297	22.782	56.079 (1)	77.54		12:16:37.539	
7 -	33.565	23.057	56.622 (2)	76.80	0.543	12:17:34.161	
8 -	34.364	24.438	58.802	73.95	2.723	12:18:32.963	
9 -	35.247	23.461	58.708	74.07	2.629	12:19:31.671	
10 -	34.024	23.111	57.135	76.11	1.056	12:20:28.806	

P6 169		Gareth CUNNINGHAM		Yamaha R6 - Right gear motorcycles			
IDEAL LAP TIME : 57.048		BEST LAP TIME : 57.083		DIFFERENCE : 0.035			
LAP	SECTOR 1	SECTOR 2	LAP TIME	MPH	DIFF	TIME OF DAY	
1 -		24.428	1:05.608	66.28	8.525	12:11:50.625	
2 -	34.438	23.443	57.881	75.13	0.798	12:12:48.506	
3 -	33.958	23.351	57.309 (2)	75.87	0.226	12:13:45.815	
4 -	34.117	23.483	57.600	75.49	0.517	12:14:43.415	
5 -	34.237	24.010	58.247	74.65	1.164	12:15:41.662	
6 -	34.326	23.320	57.646	75.43	0.563	12:16:39.308	
7 -	34.174	23.303	57.477 (3)	75.65	0.394	12:17:36.785	
8 -	33.952	23.591	57.543	75.57	0.460	12:18:34.328	
9 -	34.103	23.651	57.754	75.29	0.671	12:19:32.082	
10 -	33.987	23.096	57.083 (1)	76.18		12:20:29.165	

P7 73 C		Jamie THOMAS		Yamaha R6 - Team RubyRacing			
IDEAL LAP TIME : 56.779		BEST LAP TIME : 56.779		DIFFERENCE : 0.000			
LAP	SECTOR 1	SECTOR 2	LAP TIME	MPH	DIFF	TIME OF DAY	
1 -		23.735	1:07.168	64.74	10.389	12:11:52.185	
2 -	34.962	24.862	59.824	72.68	3.045	12:12:52.009	
3 -	35.515	24.133	59.648	72.90	2.869	12:13:51.657	
4 -	34.849	23.266	58.115	74.82	1.336	12:14:49.772	
5 -	34.949	23.576	58.525	74.30	1.746	12:15:48.297	
6 -	34.964	23.252	58.216	74.69	1.437	12:16:46.513	
7 -	34.754	23.178	57.932	75.06	1.153	12:17:44.445	
8 -	34.708	23.119	57.827 (3)	75.20	1.048	12:18:42.272	
9 -	34.371	23.070	57.441 (2)	75.70	0.662	12:19:39.713	
10 -	34.026	22.753	56.779 (1)	76.58		12:20:36.492	

P8 132 C		Mitchell GILBERT		Suzuki GSXR 600 - The Asap group			
IDEAL LAP TIME : 56.216		BEST LAP TIME : 56.216		DIFFERENCE : 0.000			
LAP	SECTOR 1	SECTOR 2	LAP TIME	MPH	DIFF	TIME OF DAY	
1 -		25.282	1:10.776	61.44	14.560	12:11:55.793	
2 -	36.275	24.232	1:00.507	71.86	4.291	12:12:56.300	
3 -	36.010	23.515	59.525	73.05	3.309	12:13:55.825	
4 -	34.559	22.981	57.540	75.57	1.324	12:14:53.365	
5 -	34.541	23.150	57.691	75.37	1.475	12:15:51.056	
6 -	34.874	23.636	58.510	74.32	2.294	12:16:49.566	
7 -	34.066	22.941	57.007 (3)	76.28	0.791	12:17:46.573	
8 -	33.861	23.263	57.124	76.12	0.908	12:18:43.697	
9 -	33.938	22.648	56.586 (2)	76.84	0.370	12:19:40.283	
10 -	33.647	22.569	56.216 (1)	77.35		12:20:36.499	

BMCRC - MRO Championships 2022 - Rnd 1 @ Brands Hatch Indy

DART Motorsport MRO 600/GP2 inc Clubman 600

RACE 6 - SECTOR ANALYSIS



SECTOR 1 = FL to I1, SECTOR 2 = I1 to FL, DIFF = Difference To Personal Best Lap, P = Crossed Finish Line in Pit Lane, D = Time Disallowed

P9 212 C		Matt PALLETT		Yamaha R6 - BDA Chartered Architects		
IDEAL LAP TIME : 56.630		BEST LAP TIME : 56.675		DIFFERENCE : 0.045		
LAP	SECTOR 1	SECTOR 2	LAP TIME	MPH	DIFF	TIME OF DAY
1 -		24.038	1:06.420	65.47	9.745	12:11:51.437
2 -	36.476	24.297	1:00.773	71.55	4.098	12:12:52.210
3 -	35.825	24.005	59.830	72.68	3.155	12:13:52.040
4 -	35.393	23.829	59.222	73.42	2.547	12:14:51.262
5 -	34.788	23.122	57.910	75.09	1.235	12:15:49.172
6 -	35.006	22.608	57.614 (3)	75.47	0.939	12:16:46.786
7 -	35.405	22.357	57.762	75.28	1.087	12:17:44.548
8 -	34.989	22.920	57.909	75.09	1.234	12:18:42.457
9 -	34.666	22.909	57.575 (2)	75.52	0.900	12:19:40.032
10 -	34.273	22.402	56.675 (1)	76.72		12:20:36.707

P10 2		Andrew GILL		Kawasaki ZX6R -		
IDEAL LAP TIME : 56.037		BEST LAP TIME : 56.390		DIFFERENCE : 0.353		
LAP	SECTOR 1	SECTOR 2	LAP TIME	MPH	DIFF	TIME OF DAY
1 -		24.586	1:13.625	59.06	17.235	12:11:58.642
2 -	36.879	24.754	1:01.633	70.55	5.243	12:13:00.275
3 -	34.576	23.223	57.799	75.23	1.409	12:13:58.074
4 -	34.392	23.299	57.691	75.37	1.301	12:14:55.765
5 -	34.168	22.953	57.121	76.12	0.731	12:15:52.886
6 -	35.064	22.984	58.048	74.91	1.658	12:16:50.934
7 -	33.771	22.729	56.500 (2)	76.96	0.110	12:17:47.434
8 -	33.660	22.730	56.390 (1)	77.11		12:18:43.824
9 -	34.281	22.377	56.658 (3)	76.75	0.268	12:19:40.482
10 -	34.286	22.698	56.984	76.31	0.594	12:20:37.466

P11 79 C		Thomas GARNER		Yamaha R6 -		
IDEAL LAP TIME : 57.122		BEST LAP TIME : 57.122		DIFFERENCE : 0.000		
LAP	SECTOR 1	SECTOR 2	LAP TIME	MPH	DIFF	TIME OF DAY
1 -		25.466	1:10.087	62.04	12.965	12:11:55.104
2 -	36.157	24.818	1:00.975	71.31	3.853	12:12:56.079
3 -	35.561	23.869	59.430	73.17	2.308	12:13:55.509
4 -	34.629	23.645	58.274	74.62	1.152	12:14:53.783
5 -	34.811	23.976	58.787	73.97	1.665	12:15:52.570
6 -	35.034	23.127	58.161 (3)	74.76	1.039	12:16:50.731
7 -	34.541	24.127	58.668	74.12	1.546	12:17:49.399
8 -	34.814	24.644	59.458	73.13	2.336	12:18:48.857
9 -	34.931	23.163	58.094 (2)	74.85	0.972	12:19:46.951
10 -	34.179	22.943	57.122 (1)	76.12		12:20:44.073

P12 22 C		Toby TRUNDLE		Yamaha YZF-R6 - Harris Motorcycles - Harlow		
IDEAL LAP TIME : 57.555		BEST LAP TIME : 57.568		DIFFERENCE : 0.013		
LAP	SECTOR 1	SECTOR 2	LAP TIME	MPH	DIFF	TIME OF DAY
1 -		24.997	1:09.238	62.80	11.670	12:11:54.255
2 -	36.565	24.968	1:01.533	70.67	3.965	12:12:55.788
3 -	36.219	24.054	1:00.273	72.14	2.705	12:13:56.061
4 -	35.330	24.080	59.410	73.19	1.842	12:14:55.471
5 -	35.040	23.420	58.460	74.38	0.892	12:15:53.931
6 -	34.413	23.388	57.801 (2)	75.23	0.233	12:16:51.732
7 -	34.686	23.746	58.432 (3)	74.42	0.864	12:17:50.164
8 -	35.635	23.505	59.140	73.53	1.572	12:18:49.304
9 -	35.453	23.572	59.025	73.67	1.457	12:19:48.329
10 -	34.167	23.401	57.568 (1)	75.53		12:20:45.897

BMCRC - MRO Championships 2022 - Rnd 1 @ Brands Hatch Indy

DART Motorsport MRO 600/GP2 inc Clubman 600

RACE 6 - SECTOR ANALYSIS



SECTOR 1 = FL to I1, SECTOR 2 = I1 to FL, DIFF = Difference To Personal Best Lap, P = Crossed Finish Line in Pit Lane, D = Time Disallowed

P13 501 C		Barry MANTELL		Yamaha R6 - Swedish car connection		
IDEAL LAP TIME : 57.967		BEST LAP TIME : 58.254		DIFFERENCE : 0.287		
LAP	SECTOR 1	SECTOR 2	LAP TIME	MPH	DIFF	TIME OF DAY
1 -		24.860	1:06.309	65.58	8.055	12:11:51.326
2 -	35.923	24.847	1:00.770	71.55	2.516	12:12:52.096
3 -	35.765	24.606	1:00.371	72.03	2.117	12:13:52.467
4 -	35.104	24.355	59.459	73.13	1.205	12:14:51.926
5 -	34.923	24.128	59.051	73.64	0.797	12:15:50.977
6 -	34.856	24.156	59.012 (3)	73.69	0.758	12:16:49.989
7 -	34.878	24.044	58.922 (2)	73.80	0.668	12:17:48.911
8 -	34.813	25.026	59.839	72.67	1.585	12:18:48.750
9 -	35.233	23.822	59.055	73.63	0.801	12:19:47.805
10 -	34.145	24.109	58.254 (1)	74.64		12:20:46.059

P14 511 C		Ross CLARKE		Kawasaki ZX600RR - Ross clarke Farriery		
IDEAL LAP TIME : 57.020		BEST LAP TIME : 57.020		DIFFERENCE : 0.000		
LAP	SECTOR 1	SECTOR 2	LAP TIME	MPH	DIFF	TIME OF DAY
1 -		25.760	1:12.233	60.20	15.213	12:11:57.250
2 -	37.613	24.975	1:02.588	69.47	5.568	12:12:59.838
3 -	35.572	23.827	59.399	73.21	2.379	12:13:59.237
4 -	35.074	23.281	58.355	74.51	1.335	12:14:57.592
5 -	34.024	22.996	57.020 (1)	76.26		12:15:54.612
6 -	35.946	23.834	59.780	72.74	2.760	12:16:54.392
7 -	34.555	23.407	57.962 (3)	75.02	0.942	12:17:52.354
8 -	34.854	23.868	58.722	74.05	1.702	12:18:51.076
9 -	35.199	23.714	58.913	73.81	1.893	12:19:49.989
10 -	34.623	23.103	57.726 (2)	75.33	0.706	12:20:47.715

P15 45 C		Jake MARSH		Kawasaki ZX6R - Zipped Up Racing		
IDEAL LAP TIME : 57.892		BEST LAP TIME : 57.892		DIFFERENCE : 0.000		
LAP	SECTOR 1	SECTOR 2	LAP TIME	MPH	DIFF	TIME OF DAY
1 -		24.870	1:09.989	62.13	12.097	12:11:55.006
2 -	36.570	24.401	1:00.971	71.32	3.079	12:12:55.977
3 -	36.741	23.622	1:00.363	72.04	2.471	12:13:56.340
4 -	35.755	23.257	59.012	73.69	1.120	12:14:55.352
5 -	35.350	23.544	58.894	73.83	1.002	12:15:54.246
6 -	36.614	24.573	1:01.187	71.07	3.295	12:16:55.433
7 -	36.094	23.115	59.209	73.44	1.317	12:17:54.642
8 -	35.267	23.290	58.557 (3)	74.26	0.665	12:18:53.199
9 -	35.188	22.879	58.067 (2)	74.88	0.175	12:19:51.266
10 -	35.133	22.759	57.892 (1)	75.11		12:20:49.158

P16 661 GP2		Cameron HARRIS		Triumph 675R - HARRIS PERFORMANCE		
IDEAL LAP TIME : 58.789		BEST LAP TIME : 58.789		DIFFERENCE : 0.000		
LAP	SECTOR 1	SECTOR 2	LAP TIME	MPH	DIFF	TIME OF DAY
1 -		24.688	1:05.747	66.14	6.958	12:11:50.764
2 -	36.102	24.984	1:01.086	71.18	2.297	12:12:51.850
3 -	35.065	24.809	59.874	72.62	1.085	12:13:51.724
4 -	35.384	24.527	59.911	72.58	1.122	12:14:51.635
5 -	34.723	24.267	58.990 (2)	73.71	0.201	12:15:50.625
6 -	34.589	24.200	58.789 (1)	73.96		12:16:49.414
7 -	34.850	24.452	59.302	73.32	0.513	12:17:48.716
8 -	34.841	25.068	59.909	72.58	1.120	12:18:48.625
9 -	36.449	24.837	1:01.286	70.95	2.497	12:19:49.911
10 -	35.013	24.272	59.285 (3)	73.35	0.496	12:20:49.196

BMCRC - MRO Championships 2022 - Rnd 1 @ Brands Hatch Indy

DART Motorsport MRO 600/GP2 inc Clubman 600

RACE 6 - SECTOR ANALYSIS



SECTOR 1 = FL to I1, SECTOR 2 = I1 to FL, DIFF = Difference To Personal Best Lap, P = Crossed Finish Line in Pit Lane, D = Time Disallowed

P17 228 C		Paul McFADDEN		Kawasaki ZX636 - T.McFadden Plant Ltd			
IDEAL LAP TIME : 58.533		BEST LAP TIME : 58.832		DIFFERENCE : 0.299			
LAP	SECTOR 1	SECTOR 2	LAP TIME	MPH	DIFF	TIME OF DAY	
1 -		24.262	1:06.946	64.95	8.114	12:11:51.963	
2 -	36.317	24.173	1:00.490	71.88	1.658	12:12:52.453	
3 -	35.935	24.322	1:00.257	72.16	1.425	12:13:52.710	
4 -	35.934	23.836	59.770	72.75	0.938	12:14:52.480	
5 -	35.194	23.638	58.832 (1)	73.91		12:15:51.312	
6 -	35.893	23.339	59.232 (3)	73.41	0.400	12:16:50.544	
7 -	35.578	23.512	59.090 (2)	73.59	0.258	12:17:49.634	
8 -	36.143	24.338	1:00.481	71.90	1.649	12:18:50.115	
9 -	35.801	24.154	59.955	72.53	1.123	12:19:50.070	
10 -	35.512	23.949	59.461	73.13	0.629	12:20:49.531	

P18 686 C		Liam SPILLER		Yamaha R6 - LD Renovate Ltd			
IDEAL LAP TIME : 57.892		BEST LAP TIME : 58.148		DIFFERENCE : 0.256			
LAP	SECTOR 1	SECTOR 2	LAP TIME	MPH	DIFF	TIME OF DAY	
1 -		25.420	1:11.359	60.93	13.211	12:11:56.376	
2 -	36.974	24.720	1:01.694	70.48	3.546	12:12:58.070	
3 -	35.379	23.706	59.085	73.59	0.937	12:13:57.155	
4 -	36.028	23.446	59.474	73.11	1.326	12:14:56.629	
5 -	35.600	23.158	58.758	74.00	0.610	12:15:55.387	
6 -	35.510	24.304	59.814	72.70	1.666	12:16:55.201	
7 -	35.168	23.091	58.259 (2)	74.64	0.111	12:17:53.460	
8 -	34.801	23.347	58.148 (1)	74.78		12:18:51.608	
9 -	34.954	23.757	58.711 (3)	74.06	0.563	12:19:50.319	
10 -	36.369	23.211	59.580	72.98	1.432	12:20:49.899	

P19 219 C		Tony COE		Suzuki GSXR600 -			
IDEAL LAP TIME : 1:01.125		BEST LAP TIME : 1:01.204		DIFFERENCE : 0.079			
LAP	SECTOR 1	SECTOR 2	LAP TIME	MPH	DIFF	TIME OF DAY	
1 -		25.700	1:10.671	61.53	9.467	12:11:55.688	
2 -	37.301	24.769	1:02.070	70.05	0.866	12:12:57.758	
3 -	36.692	24.512	1:01.204 (1)	71.05		12:13:58.962	
4 -	37.286	24.726	1:02.012 (3)	70.12	0.808	12:15:00.974	
5 -	37.183	24.854	1:02.037	70.09	0.833	12:16:03.011	
6 -	37.933	25.442	1:03.375	68.61	2.171	12:17:06.386	
7 -	38.542	25.540	1:04.082	67.85	2.878	12:18:10.468	
8 -	37.698	24.550	1:02.248	69.85	1.044	12:19:12.716	
9 -	36.613	24.711	1:01.324 (2)	70.91	0.120	12:20:14.040	

P20 199		Lloyd COLLINS		Honda CBR600RR - Warren Drives			
IDEAL LAP TIME : 59.207		BEST LAP TIME : 59.639		DIFFERENCE : 0.432			
LAP	SECTOR 1	SECTOR 2	LAP TIME	MPH	DIFF	TIME OF DAY	
1 -		25.623	1:05.014	66.88	5.375	12:11:50.031	
2 -	35.793	25.236	1:01.029	71.25	1.390	12:12:51.060	
3 -	36.147	25.043	1:01.190	71.06	1.551	12:13:52.250	
4 -	35.723	24.687	1:00.410	71.98	0.771	12:14:52.660	
5 -	35.572	24.567	1:00.139 (3)	72.30	0.500	12:15:52.799	
6 -	37.561	24.674	1:02.235	69.87	2.596	12:16:55.034	
7 -	35.807	24.249	1:00.056 (2)	72.40	0.417	12:17:55.090	
8 -	34.958	24.681	59.639 (1)	72.91		12:18:54.729	

BMCRC - MRO Championships 2022 - Rnd 1 @ Brands Hatch Indy

DART Motorsport MRO 600/GP2 inc Clubman 600

RACE 6 - SECTOR ANALYSIS



SECTOR 1 = FL to I1, SECTOR 2 = I1 to FL, DIFF = Difference To Personal Best Lap, P = Crossed Finish Line in Pit Lane, D = Time Disallowed

P21		5		John REYNOLDS		Yamaha R6 - Fins Motorcycles	
IDEAL LAP TIME : 56.870		BEST LAP TIME : 57.284		DIFFERENCE : 0.414			
LAP	SECTOR 1	SECTOR 2	LAP TIME	MPH	DIFF	TIME OF DAY	
1 -		24.125	1:04.311	67.61	7.027	12:11:49.328	
2 -	34.832	23.323	58.155	74.77	0.871	12:12:47.483	
3 -	34.243	23.265	57.508	75.61	0.224	12:13:44.991	
4 -	34.291	23.174	57.465	75.67	0.181	12:14:42.456	
5 -	34.233	23.113	57.346 (3)	75.83	0.062	12:15:39.802	
6 -	34.146	23.157	57.303 (2)	75.88	0.019	12:16:37.105	
7 -	34.486	22.798	57.284 (1)	75.91		12:17:34.389	

P22		187		Jake HOPPER		Yamaha R6 - Css	
IDEAL LAP TIME : 1:00.286		BEST LAP TIME : 1:00.725		DIFFERENCE : 0.439			
LAP	SECTOR 1	SECTOR 2	LAP TIME	MPH	DIFF	TIME OF DAY	
1 -		25.538	1:11.618	60.71	10.893	12:11:56.635	
2 -	38.539	24.939	1:03.478	68.50	2.753	12:13:00.113	
3 -	36.840	24.401	1:01.241 (3)	71.00	0.516	12:14:01.354	
4 -	37.030	24.073	1:01.103 (2)	71.16	0.378	12:15:02.457	
5 -	36.213	24.512	1:00.725 (1)	71.61		12:16:03.182	

P23		62 C		Oliver NUNN		Yamaha R6 - Intertechnic UK & STVL	
IDEAL LAP TIME : 1:02.014		BEST LAP TIME : 1:02.257		DIFFERENCE : 0.243			
LAP	SECTOR 1	SECTOR 2	LAP TIME	MPH	DIFF	TIME OF DAY	
1 -		25.586	1:12.718	59.80	10.461	12:11:57.735	
2 -	38.655	25.411	1:04.066 (3)	67.87	1.809	12:13:01.801	
3 -	38.718	26.106	1:04.824	67.08	2.567	12:14:06.625	
4 -	38.099	24.647	1:02.746 (2)	69.30	0.489	12:15:09.371	
5 -	37.367	24.890	1:02.257 (1)	69.84		12:16:11.628	

P24		82		James BULL		Kawasaki - dad ... team bull racing	
IDEAL LAP TIME : 1:05.319		BEST LAP TIME : 1:05.465		DIFFERENCE : 0.146			
LAP	SECTOR 1	SECTOR 2	LAP TIME	MPH	DIFF	TIME OF DAY	
1 -		27.158	1:11.127	61.13	5.662	12:11:56.144	
2 -	38.576	26.889	1:05.465 (1)	66.42		12:13:01.609	

BMCRC - MRO Championships 2022 - Rnd 1 @ Brands Hatch Indy

DART Motorsport MRO 600/GP2 inc Clubman 600

RACE 6 - BEST SECTORS

SECTOR 1			SECTOR 2			IDEAL / BEST COMPARISON						
POS	NO	NAME	TIME	NO	NAME	TIME	POS	NO	NAME	IDEAL	BEST	DIFF
									PERFECT LAP	54.699		
1	961	SIM	32.416	37	LATHAM	22.283	1	37	LATHAM	55.021	55.207	0.186
2	188	KRAWIECKI	32.597	212	PALLET	22.357	2	961	SIM	55.085	55.237	0.152
3	37	LATHAM	32.738	2	GILL	22.377	3	188	KRAWIECKI	55.098	55.227	0.129
4	33	CARPENTER	33.297	188	KRAWIECKI	22.501	4	2	GILL	56.037	56.390	0.353
5	132	GILBERT	33.647	132	GILBERT	22.569	5	33	CARPENTER	56.079	56.079	0.000
6	2	GILL	33.660	961	SIM	22.669	6	132	GILBERT	56.216	56.216	0.000
7	13	EDMONDSON	33.767	73	THOMAS	22.753	7	212	PALLET	56.630	56.675	0.045
8	169	CUNNINGHAM	33.952	45	MARSH	22.759	8	73	THOMAS	56.779	56.779	0.000
9	511	CLARKE	34.024	33	CARPENTER	22.782	9	13	EDMONDSON	56.856	56.976	0.120
10	73	THOMAS	34.026	5	REYNOLDS	22.798	10	5	REYNOLDS	56.870	57.284	0.414
11	5	REYNOLDS	34.072	79	GARNER	22.943	11	511	CLARKE	57.020	57.020	0.000
12	501	MANTELL	34.145	511	CLARKE	22.996	12	169	CUNNINGHAM	57.048	57.083	0.035
13	22	TRUNDLE	34.167	13	EDMONDSON	23.089	13	79	GARNER	57.122	57.122	0.000
14	79	GARNER	34.179	686	SPILLER	23.091	14	22	TRUNDLE	57.555	57.568	0.013
15	212	PALLET	34.273	169	CUNNINGHAM	23.096	15	45	MARSH	57.892	57.892	0.000
16	661	HARRIS	34.589	228	McFADDEN	23.339	16	686	SPILLER	57.892	58.148	0.256
17	686	SPILLER	34.801	22	TRUNDLE	23.388	17	501	MANTELL	57.967	58.254	0.287
18	199	COLLINS	34.958	501	MANTELL	23.822	18	228	McFADDEN	58.533	58.832	0.299
19	45	MARSH	35.133	187	HOPPER	24.073	19	661	HARRIS	58.789	58.789	0.000
20	228	McFADDEN	35.194	661	HARRIS	24.200	20	199	COLLINS	59.207	59.639	0.432
21	187	HOPPER	36.213	199	COLLINS	24.249	21	187	HOPPER	1:00.286	1:00.725	0.439
22	219	COE	36.613	219	COE	24.512	22	219	COE	1:01.125	1:01.204	0.079
23	62	NUNN	37.367	62	NUNN	24.647	23	62	NUNN	1:02.014	1:02.257	0.243
24	82	BULL	38.430	82	BULL	26.889	24	82	BULL	1:05.319	1:05.465	0.146
25												

BMCRC - MRO Championships 2022 - Rnd 1 @ Brands Hatch Indy

DART Motorsport MRO 600/GP2 inc Clubman 600

RACE 6 - STATISTICS

Competitors Started	25
Planned Start	2022-03-13 @ 12:06:00.000
Actual Start	2022-03-13 @ 12:10:45.016
Finish Time	2022-03-13 @ 12:20:08.571
Track Length	1.2079mi.
Total Laps	216
Total Distance Covered	260.9162mi.

Session Fastest Lap History

NO	CL	NAME	LAP TIME	TIME OF DAY	LAP	VEHICLE
188		Dawid KRAWIECKI	56.769	12:12:41.515	2	Yamaha R6
37		Alex LATHAM	56.764	12:12:42.561	2	Triumph DAYTONA
188		Dawid KRAWIECKI	55.987	12:13:37.502	3	Yamaha R6
188		Dawid KRAWIECKI	55.738	12:14:33.240	4	Yamaha R6
188		Dawid KRAWIECKI	55.474	12:15:28.714	5	Yamaha R6
188		Dawid KRAWIECKI	55.227	12:18:16.126	8	Yamaha R6
37		Alex LATHAM	55.207	12:20:09.234	10	Triumph DAYTONA

Session Leader History

NO	CL	NAME	FROM LAP	LAPS LED	DISTANCE	VEHICLE
188		Dawid KRAWIECKI	1	10	12.07 miles	Yamaha R6

Flag History

TYPE	TIME OF DAY
GREEN	12:10:45.016
FINISH	12:20:08.571

Flag Statistics

TYPE	COUNT	TOTAL LAPS	TOTAL TIME
Green	1	10	10:34.279
Red	0	0	0.000
Safety Car	0	0	0.000
FCY	0	0	0.000

BMCRC - MRO Championships 2022 - Rnd 1 @ Brands Hatch Indy

DART Motorsport MRO 600/GP2 inc Clubman 600

RACE 6 - STATISTICS

CLASS :

11 Starters

Fastest Lap History

NO	NAME	LAP TIME	TIME OF DAY	LAP	VEHICLE
188	Dawid KRAWIECKI	56.769	12:12:41.515	2	Yamaha R6
37	Alex LATHAM	56.764	12:12:42.561	2	Triumph DAYTONA
188	Dawid KRAWIECKI	55.987	12:13:37.502	3	Yamaha R6
188	Dawid KRAWIECKI	55.738	12:14:33.240	4	Yamaha R6
188	Dawid KRAWIECKI	55.474	12:15:28.714	5	Yamaha R6
188	Dawid KRAWIECKI	55.227	12:18:16.126	8	Yamaha R6
37	Alex LATHAM	55.207	12:20:09.234	10	Triumph DAYTONA

Leader History

NO	NAME	FROM LAP	LAPS LED	DISTANCE	VEHICLE
188	Dawid KRAWIECKI	1	10	12.07 miles	Yamaha R6

BMCRC - MRO Championships 2022 - Rnd 1 @ Brands Hatch Indy

DART Motorsport MRO 600/GP2 inc Clubman 600

RACE 6 - STATISTICS

CLASS : C

13 Starters

Fastest Lap History

NO	NAME	LAP TIME	TIME OF DAY	LAP	VEHICLE
33	Aaren CARPENTER	57.985	12:12:48.828	2	Kawasaki ZX6R
33	Aaren CARPENTER	57.763	12:13:46.567	3	Kawasaki ZX6R
33	Aaren CARPENTER	56.980	12:14:43.572	4	Kawasaki ZX6R
33	Aaren CARPENTER	56.079	12:16:37.564	6	Kawasaki ZX6R

Leader History

NO	NAME	FROM LAP	LAPS LED	DISTANCE	VEHICLE
33	Aaren CARPENTER	1	10	12.07 miles	Kawasaki ZX6R

BMCRC - MRO Championships 2022 - Rnd 1 @ Brands Hatch Indy

DART Motorsport MRO 600/GP2 inc Clubman 600

RACE 6 - STATISTICS

CLASS : GP2

1 Starters

Fastest Lap History

NO	NAME	LAP TIME	TIME OF DAY	LAP	VEHICLE
661	Cameron HARRIS	1:01.086	12:12:51.858	2	Triumph 675R
661	Cameron HARRIS	59.874	12:13:51.724	3	Triumph 675R
661	Cameron HARRIS	58.990	12:15:50.633	5	Triumph 675R
661	Cameron HARRIS	58.789	12:16:49.422	6	Triumph 675R

Leader History

NO	NAME	FROM LAP	LAPS LED	DISTANCE	VEHICLE
661	Cameron HARRIS	1	10	12.07 miles	Triumph 675R

BMCRC - MRO Championships 2022 - Rnd 1 @ Brands Hatch Indy



DART Motorsport MRO 600/GP2 inc Clubman 600

RACE 16 - GRID (12 Laps)

ROW 11		32	624	Matthew FEDRICK	31	134	Donald GILBERT						
ROW 10	30	85	James ROBINSON	29	144	Nick CRONIN	28	86	Matthew EPPS				
ROW 9		27	8	Dave SAUNDERS	26	87	Keith POVAH	25	82	James BULL	1:05.465		
ROW 8	24	62	Oliver NUNN	23	219	Tony COE	22	187	Jake HOPPER	1:02.257	1:01.204	1:00.725	
ROW 7		21	199	Lloyd COLLINS	20	228	Paul McFADDEN	19	661	Cameron HARRIS	59.639	58.832	58.789
ROW 6	18	100	Craig HOWTON	17	501	Barry MANTELL	16	686	Liam SPILLER	58.254	58.148		
ROW 5		15	45	Jake MARSH	14	22	Toby TRUNDLE	13	5	John REYNOLDS	57.892	57.568	57.284
ROW 4	12	79	Thomas GARNER	11	169	Gareth CUNNINGHAM	10	511	Ross CLARKE	57.122	57.083	57.020	
ROW 3		9	13	Doug EDMONDSON	8	73	Jamie THOMAS	7	212	Matt PALLETT	56.976	56.779	56.675
ROW 2	6	2	Andrew GILL	5	132	Mitchell GILBERT	4	33	Aaren CARPENTER	56.390	56.216	56.079	
ROW 1		3	961	Jack SIM	2	188	Dawid KRAWIECKI	1	37	Alex LATHAM	55.237	55.227	55.207
Pole													

Brands Hatch Indy: 1.2079 miles

These results are provisional until the conclusion of any judicial and technical matters.

Clerk Of Course :	Stewards :	Timekeeper : Craig Smith
-------------------	------------	--------------------------

Results can be found at www.tsl-timing.com

Printed - 12:24 Sunday, 13 March 2022



DART Motorsport MRO 600/GP2 inc Clubman 600

RACE 16 - CLASSIFICATION

POS	NO	CL	PIC NAME	ENTRY	LAPS	TIME	GAP	DIFF	MPH	BEST	ON
1	961		1 Jack SIM	Kawasaki ZX6 R - Vanguard Motorsport/ Platform Li	6	5:28.831			79.34	53.290	6
2	188		2 Dawid KRAWIECKI	Yamaha R6 - Code Blue LTD & D A East Electrical	6	5:33.068	4.237	4.237	78.33	54.211	3
3	199		3 Lloyd COLLINS	Honda CBR600RR - Warren Drives	6	5:33.153	4.322	0.085	78.31	53.621	6
4	37		4 Alex LATHAM	Triumph DAYTONA - BR-8 / McCrash Racing	6	5:35.238	6.407	2.085	77.83	53.824	5
5	2		5 Andrew GILL	Kawasaki ZX6R -	6	5:39.788	10.957	4.550	76.78	55.078	5
6	661	GP2	1 Cameron HARRIS	Triumph 675R - HARRIS PERFORMANCE	6	5:40.007	11.176	0.219	76.73	54.144	4
7	33	C	1 Aaren CARPENTER	Kawasaki ZX6R - Slugcrow Racing	6	5:40.088	11.257	0.081	76.72	54.839	3
8	511	C	2 Ross CLARKE	Kawasaki ZX600RR - Ross clarke Farriery	6	5:40.272	11.441	0.184	76.67	54.800	4
9	169		6 Gareth CUNNINGHAM	Yamaha R6 - Right gear motorcycles	6	5:43.190	14.359	2.918	76.02	55.207	6
10	132	C	3 Mitchell GILBERT	Suzuki GSXR 600 - The Asap group	6	5:43.458	14.627	0.268	75.96	55.529	6
11	212	C	4 Matt PALLETT	Yamaha R6 - BDA Chartered Architects	6	5:44.579	15.748	1.121	75.72	54.750	6
12	100		7 Craig HOWTON	Kawasaki ZX6R - ME	6	5:46.307	17.476	1.728	75.34	56.022	4
13	13		8 Doug EDMONDSON	Triumph DAYTONA - Stan Stephens Tuning	6	5:46.586	17.755	0.279	75.28	56.451	3
14	73	C	5 Jamie THOMAS	Yamaha R6 - Team RubyRacing	6	5:46.900	18.069	0.314	75.21	55.899	6
15	87		9 Keith POVAH	Yamaha R6 - Instagram @crap.sack give us a follow	6	5:53.963	25.132	7.063	73.71	56.400	5
16	22	C	6 Toby TRUNDLE	Yamaha YZF-R6 - Harris Motorcycles - Harlow	6	5:54.088	25.257	0.125	73.68	56.792	5
17	79	C	7 Thomas GARNER	Yamaha R6 -	6	5:54.196	25.365	0.108	73.66	56.401	6
18	501	C	8 Barry MANTELL	Yamaha R6 - Swedish car connection	6	5:54.897	26.066	0.701	73.51	56.492	5
19	45	C	9 Jake MARSH	Kawasaki ZX6R - Zipped Up Racing	6	5:55.083	26.252	0.186	73.48	56.555	6
20	187		10 Jake HOPPER	Yamaha R6 - Css	6	5:55.934	27.103	0.851	73.30	57.017	5
21	8	C	10 Dave SAUNDERS	Honda CBR600 - Mum/Dad/JW MOT/Parks Utility	6	6:04.475	35.644	8.541	71.58	57.564	3
22	686	C	11 Liam SPILLER	Yamaha R6 - LD Renovate Ltd	6	6:04.541	35.710	0.066	71.57	57.914	5
23	62	C	12 Oliver NUNN	Yamaha R6 - Intertechnic UK & STVL	6	6:07.570	38.739	3.029	70.98	58.504	6
24	85		11 James ROBINSON	Yamaha R6 - claire palastanga ceramics	6	6:08.071	39.240	0.501	70.88	58.606	5
25	219	C	13 Tony COE	Suzuki GSXR600 -	6	6:10.797	41.966	2.726	70.36	59.361	5

NOT CLASSIFIED

DNF	228	C	Paul McFADDEN	Kawasaki ZX636 - T.McFadden Plant Ltd	1	1:11.404	5 Laps	5 Laps	60.90		
DNF	5		John REYNOLDS	Yamaha R6 - Fins Motorcycles	0						

FASTEST LAP

961			Jack SIM	Kawasaki ZX6 R - Vanguard Motorsport/ Platform Li	6	53.290	81.60 mph	131.32 kph
661	GP2		Cameron HARRIS	Triumph 675R - HARRIS PERFORMANCE	4	54.144	80.31 mph	129.25 kph
212	C		Matt PALLETT	Yamaha R6 - BDA Chartered Architects	6	54.750	79.42 mph	127.82 kph

Class - 92.5% of Race Speed = 73.38 mph
 Class GP2 - 92.5% of Race Speed = 70.97 mph
 Class C - 92.5% of Race Speed = 70.96 mph

Weather / Track : Cloudy / Drying

These results are provisional until the conclusion of any judicial and technical matters.

Race Distance: 6 Laps / 7.24 miles

Brands Hatch Indy: 1.2079 miles

Date: 13/03/2022 Start: 16:36 Finish: 16:42

Clerk Of Course :	Stewards :	Timekeeper : Craig Smith
-------------------	------------	--------------------------

Results can be found at www.tsl-timing.com

Printed - 16:43 Sunday, 13 March 2022



BMCRC - MRO Championships 2022 - Rnd 1 @ Brands Hatch Indy

DART Motorsport MRO 600/GP2 inc Clubman 600

RACE 16 - LAP CHART

LAP 1 @ 16:37:35.064

NO	BEHIND	LAP TIME
961		59.248
188	0.048	59.296
37	2.600	1:01.848
2	2.883	1:02.131
199	3.157	1:02.405
13	3.403	1:02.651
511	3.519	1:02.767
33	3.717	1:02.965
132	3.901	1:03.149
73	4.475	1:03.723
169	4.858	1:04.106
661	5.060	1:04.308
100	5.155	1:04.403
212	6.686	1:05.934
22	7.049	1:06.297
45	7.337	1:06.585
501	8.336	1:07.584
79	8.406	1:07.654
187	8.628	1:07.876
87	9.456	1:08.704
8	10.128	1:09.376
85	11.106	1:10.354
686	11.438	1:10.686
219	11.836	1:11.084
228	12.156	1:11.404
62	12.300	1:11.548

LAP 2 @ 16:38:30.146

NO	BEHIND	LAP TIME
961		55.082
188	0.343	55.377
199	3.124	55.049
37	3.669	56.151
2	3.904	56.103
13	4.917	56.596
33	5.084	56.449
511	5.334	56.897
132	5.872	57.053
661	6.075	56.097
73	6.759	57.366
169	6.957	57.181
100	7.082	57.009
212	8.135	56.531
22	10.775	58.808
45	11.253	58.998
79	11.331	58.007
501	11.875	58.621
187	12.027	58.481
87	12.387	58.013
8	13.168	58.122
85	16.623	1:00.599
686	16.664	1:00.308
219	17.240	1:00.486
62	17.898	1:00.680

LAP 3 @ 16:39:24.043

NO	BEHIND	LAP TIME
961		53.897
188	0.657	54.211
199	3.833	54.606
37	4.603	54.831
2	5.881	55.874

33	6.026	54.839
511	6.492	55.055
661	7.419	55.241
13	7.471	56.451
132	7.832	55.857
169	8.638	55.578
73	9.479	56.617
100	9.668	56.483
212	10.496	56.258
22	14.694	57.816
79	14.877	57.443
45	15.231	57.875
501	15.686	57.708
87	15.782	57.292
187	16.058	57.928
8	16.835	57.564
686	21.326	58.559
85	22.316	59.590
62	22.983	58.982
219	23.170	59.827

LAP 4 @ 16:40:17.767

NO	BEHIND	LAP TIME
961		53.724
188	1.555	54.622
199	3.939	53.830
37	5.352	54.473
33	7.263	54.961
2	7.349	55.192
511	7.568	54.800
661	7.839	54.144
132	10.222	56.114
13	10.535	56.788
169	10.558	55.644
100	11.966	56.022
212	12.436	55.664
73	12.467	56.712
22	18.406	57.436
79	18.913	57.760
87	19.022	56.964
45	19.364	57.857
501	19.812	57.850
187	19.920	57.586
8	21.933	58.822
686	26.580	58.978
85	28.335	59.743
62	28.590	59.331
219	29.949	1:00.503

LAP 5 @ 16:41:11.357

NO	BEHIND	LAP TIME
961		53.590
188	2.784	54.819
199	3.991	53.642
37	5.586	53.824
2	8.837	55.078
33	9.003	55.330
661	9.328	55.079
511	9.513	55.535
132	12.388	55.756
169	12.442	55.474
13	14.008	57.063
212	14.288	55.442
100	14.700	56.324
73	15.460	56.583

22	21.608	56.792
87	21.832	56.400
79	22.254	56.931
501	22.714	56.492
45	22.987	57.213
187	23.347	57.017
8	27.816	59.473
686	30.904	57.914
85	33.351	58.606
62	33.525	58.525
219	35.720	59.361

LAP 6 @ 16:42:04.647

NO	BEHIND	LAP TIME
961		53.290
188	4.237	54.743
199	4.322	53.621
37	6.407	54.111
2	10.957	55.410
661	11.176	55.138
33	11.257	55.544
511	11.441	55.218
169	14.359	55.207
132	14.627	55.529
212	15.748	54.750
100	17.476	56.066
13	17.755	57.037
73	18.069	55.899
87	25.132	56.590
22	25.257	56.939
79	25.365	56.401
501	26.066	56.642
45	26.252	56.555
187	27.103	57.046
8	35.644	1:01.118
686	35.710	58.096
62	38.739	58.504
85	39.240	59.179
219	41.966	59.536

BMCRC - MRO Championships 2022 - Rnd 1 @ Brands Hatch Indy

DART Motorsport MRO 600/GP2 inc Clubman 600

RACE 16 - SECTOR ANALYSIS



SECTOR 1 = FL to I1, SECTOR 2 = I1 to FL, DIFF = Difference To Personal Best Lap, P = Crossed Finish Line in Pit Lane, D = Time Disallowed

P1 961		Jack SIM		Kawasaki ZX6 R - Vanguard Motorsport/ Platform Lift Engineers			
IDEAL LAP TIME : 53.290		BEST LAP TIME : 53.290		DIFFERENCE : 0.000			
LAP	SECTOR 1	SECTOR 2	LAP TIME	MPH	DIFF	TIME OF DAY	
1 -		22.418	59.248	73.39	5.958	16:37:35.064	
2 -	33.036	22.046	55.082	78.94	1.792	16:38:30.146	
3 -	32.045	21.852	53.897	80.68	0.607	16:39:24.043	
4 -	31.990	21.734	53.724 (3)	80.94	0.434	16:40:17.767	
5 -	32.037	21.553	53.590 (2)	81.14	0.300	16:41:11.357	
6 -	31.840	21.450	53.290 (1)	81.60		16:42:04.647	

P2 188		Dawid KRAWIECKI		Yamaha R6 - Code Blue LTD & D A East Electrical			
IDEAL LAP TIME : 54.211		BEST LAP TIME : 54.211		DIFFERENCE : 0.000			
LAP	SECTOR 1	SECTOR 2	LAP TIME	MPH	DIFF	TIME OF DAY	
1 -		22.153	59.296	73.33	5.085	16:37:35.112	
2 -	33.130	22.247	55.377	78.52	1.166	16:38:30.489	
3 -	32.076	22.135	54.211 (1)	80.21		16:39:24.700	
4 -	32.213	22.409	54.622 (2)	79.61	0.411	16:40:19.322	
5 -	32.310	22.509	54.819	79.32	0.608	16:41:14.141	
6 -	32.534	22.209	54.743 (3)	79.43	0.532	16:42:08.884	

P3 199		Lloyd COLLINS		Honda CBR600RR - Warren Drives			
IDEAL LAP TIME : 53.147		BEST LAP TIME : 53.621		DIFFERENCE : 0.474			
LAP	SECTOR 1	SECTOR 2	LAP TIME	MPH	DIFF	TIME OF DAY	
1 -		22.884	1:02.405	69.68	8.784	16:37:38.221	
2 -	33.054	21.995	55.049	78.99	1.428	16:38:33.270	
3 -	32.853	21.753	54.606	79.63	0.985	16:39:27.876	
4 -	32.256	21.574	53.830 (3)	80.78	0.209	16:40:21.706	
5 -	32.064	21.578	53.642 (2)	81.06	0.021	16:41:15.348	
6 -	31.573	22.048	53.621 (1)	81.09		16:42:08.969	

P4 37		Alex LATHAM		Triumph DAYTONA - BR-8 / McCrash Racing			
IDEAL LAP TIME : 53.824		BEST LAP TIME : 53.824		DIFFERENCE : 0.000			
LAP	SECTOR 1	SECTOR 2	LAP TIME	MPH	DIFF	TIME OF DAY	
1 -		22.542	1:01.848	70.31	8.024	16:37:37.664	
2 -	33.708	22.443	56.151	77.44	2.327	16:38:33.815	
3 -	32.927	21.904	54.831	79.30	1.007	16:39:28.646	
4 -	32.671	21.802	54.473 (3)	79.83	0.649	16:40:23.119	
5 -	32.280	21.544	53.824 (1)	80.79		16:41:16.943	
6 -	32.325	21.786	54.111 (2)	80.36	0.287	16:42:11.054	

P5 2		Andrew GILL		Kawasaki ZX6R -			
IDEAL LAP TIME : 54.744		BEST LAP TIME : 55.078		DIFFERENCE : 0.334			
LAP	SECTOR 1	SECTOR 2	LAP TIME	MPH	DIFF	TIME OF DAY	
1 -		23.061	1:02.131	69.99	7.053	16:37:37.947	
2 -	33.748	22.355	56.103	77.51	1.025	16:38:34.050	
3 -	33.752	22.122	55.874	77.82	0.796	16:39:29.924	
4 -	33.355	21.837	55.192 (2)	78.79	0.114	16:40:25.116	
5 -	32.907	22.171	55.078 (1)	78.95		16:41:20.194	
6 -	33.089	22.321	55.410 (3)	78.48	0.332	16:42:15.604	

P6 661 GP2		Cameron HARRIS		Triumph 675R - HARRIS PERFORMANCE			
IDEAL LAP TIME : 54.144		BEST LAP TIME : 54.144		DIFFERENCE : 0.000			
LAP	SECTOR 1	SECTOR 2	LAP TIME	MPH	DIFF	TIME OF DAY	
1 -		22.985	1:04.308	67.62	10.164	16:37:40.124	
2 -	33.739	22.358	56.097	77.51	1.953	16:38:36.221	
3 -	33.065	22.176	55.241	78.72	1.097	16:39:31.462	
4 -	32.251	21.893	54.144 (1)	80.31		16:40:25.606	
5 -	32.858	22.221	55.079 (2)	78.95	0.935	16:41:20.685	
6 -	32.656	22.482	55.138 (3)	78.86	0.994	16:42:15.823	

BMCRC - MRO Championships 2022 - Rnd 1 @ Brands Hatch Indy

DART Motorsport MRO 600/GP2 inc Clubman 600

RACE 16 - SECTOR ANALYSIS



SECTOR 1 = FL to I1, SECTOR 2 = I1 to FL, DIFF = Difference To Personal Best Lap, P = Crossed Finish Line in Pit Lane, D = Time Disallowed

P7 33 C		Aaren CARPENTER		Kawasaki ZX6R - Slugcrow Racing		
IDEAL LAP TIME : 54.492		BEST LAP TIME : 54.839		DIFFERENCE : 0.347		
LAP	SECTOR 1	SECTOR 2	LAP TIME	MPH	DIFF	TIME OF DAY
1 -		22.927	1:02.965	69.06	8.126	16:37:38.781
2 -	33.964	22.485	56.449	77.03	1.610	16:38:35.230
3 -	33.018	21.821	54.839 (1)	79.29		16:39:30.069
4 -	32.671	22.290	54.961 (2)	79.12	0.122	16:40:25.030
5 -	33.196	22.134	55.330 (3)	78.59	0.491	16:41:20.360
6 -	33.110	22.434	55.544	78.29	0.705	16:42:15.904

P8 511 C		Ross CLARKE		Kawasaki ZX600RR - Ross clarke Farriery		
IDEAL LAP TIME : 54.712		BEST LAP TIME : 54.800		DIFFERENCE : 0.088		
LAP	SECTOR 1	SECTOR 2	LAP TIME	MPH	DIFF	TIME OF DAY
1 -		22.861	1:02.767	69.28	7.967	16:37:38.583
2 -	34.479	22.418	56.897	76.42	2.097	16:38:35.480
3 -	33.283	21.772	55.055 (2)	78.98	0.255	16:39:30.535
4 -	32.940	21.860	54.800 (1)	79.35		16:40:25.335
5 -	33.587	21.948	55.535	78.30	0.735	16:41:20.870
6 -	32.985	22.233	55.218 (3)	78.75	0.418	16:42:16.088

P9 169		Gareth CUNNINGHAM		Yamaha R6 - Right gear motorcycles		
IDEAL LAP TIME : 55.170		BEST LAP TIME : 55.207		DIFFERENCE : 0.037		
LAP	SECTOR 1	SECTOR 2	LAP TIME	MPH	DIFF	TIME OF DAY
1 -		23.014	1:04.106	67.83	8.899	16:37:39.922
2 -	34.470	22.711	57.181	76.04	1.974	16:38:37.103
3 -	33.415	22.163	55.578 (3)	78.24	0.371	16:39:32.681
4 -	33.461	22.183	55.644	78.15	0.437	16:40:28.325
5 -	33.343	22.131	55.474 (2)	78.38	0.267	16:41:23.799
6 -	33.039	22.168	55.207 (1)	78.76		16:42:19.006

P10 132 C		Mitchell GILBERT		Suzuki GSXR 600 - The Asap group		
IDEAL LAP TIME : 55.405		BEST LAP TIME : 55.529		DIFFERENCE : 0.124		
LAP	SECTOR 1	SECTOR 2	LAP TIME	MPH	DIFF	TIME OF DAY
1 -		22.797	1:03.149	68.86	7.620	16:37:38.965
2 -	34.571	22.482	57.053	76.22	1.524	16:38:36.018
3 -	33.667	22.190	55.857 (3)	77.85	0.328	16:39:31.875
4 -	33.810	22.304	56.114	77.49	0.585	16:40:27.989
5 -	33.527	22.229	55.756 (2)	77.99	0.227	16:41:23.745
6 -	33.651	21.878	55.529 (1)	78.31		16:42:19.274

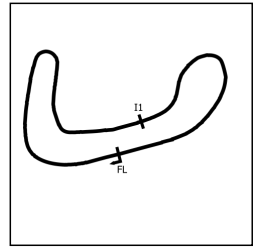
P11 212 C		Matt PALLETT		Yamaha R6 - BDA Chartered Architects		
IDEAL LAP TIME : 54.750		BEST LAP TIME : 54.750		DIFFERENCE : 0.000		
LAP	SECTOR 1	SECTOR 2	LAP TIME	MPH	DIFF	TIME OF DAY
1 -		23.144	1:05.934	65.95	11.184	16:37:41.750
2 -	34.429	22.102	56.531	76.92	1.781	16:38:38.281
3 -	34.158	22.100	56.258	77.29	1.508	16:39:34.539
4 -	33.574	22.090	55.664 (3)	78.12	0.914	16:40:30.203
5 -	33.548	21.894	55.442 (2)	78.43	0.692	16:41:25.645
6 -	33.178	21.572	54.750 (1)	79.42		16:42:20.395

P12 100		Craig HOWTON		Kawasaki ZX6R - ME		
IDEAL LAP TIME : 55.541		BEST LAP TIME : 56.022		DIFFERENCE : 0.481		
LAP	SECTOR 1	SECTOR 2	LAP TIME	MPH	DIFF	TIME OF DAY
1 -		22.925	1:04.403	67.52	8.381	16:37:40.219
2 -	34.361	22.648	57.009	76.27	0.987	16:38:37.228
3 -	34.259	22.224	56.483	76.98	0.461	16:39:33.711
4 -	33.445	22.577	56.022 (1)	77.62		16:40:29.733
5 -	34.228	22.096	56.324 (3)	77.20	0.302	16:41:26.057
6 -	33.671	22.395	56.066 (2)	77.56	0.044	16:42:22.123

BMCRC - MRO Championships 2022 - Rnd 1 @ Brands Hatch Indy

DART Motorsport MRO 600/GP2 inc Clubman 600

RACE 16 - SECTOR ANALYSIS



SECTOR 1 = FL to I1, SECTOR 2 = I1 to FL, DIFF = Difference To Personal Best Lap, P = Crossed Finish Line in Pit Lane, D = Time Disallowed

P13 13		Doug EDMONDSON		Triumph DAYTONA - Stan Stephens Tuning		
IDEAL LAP TIME : 56.341		BEST LAP TIME : 56.451		DIFFERENCE : 0.110		
LAP	SECTOR 1	SECTOR 2	LAP TIME	MPH	DIFF	TIME OF DAY
1 -		23.295	1:02.651	69.40	6.200	16:37:38.467
2 -	33.931	22.665	56.596 (2)	76.83	0.145	16:38:35.063
3 -	34.041	22.410	56.451 (1)	77.03		16:39:31.514
4 -	34.092	22.696	56.788 (3)	76.57	0.337	16:40:28.302
5 -	34.119	22.944	57.063	76.20	0.612	16:41:25.365
6 -	34.189	22.848	57.037	76.24	0.586	16:42:22.402

P14 73 C		Jamie THOMAS		Yamaha R6 - Team RubyRacing		
IDEAL LAP TIME : 55.899		BEST LAP TIME : 55.899		DIFFERENCE : 0.000		
LAP	SECTOR 1	SECTOR 2	LAP TIME	MPH	DIFF	TIME OF DAY
1 -		22.757	1:03.723	68.24	7.824	16:37:39.539
2 -	34.794	22.572	57.366	75.80	1.467	16:38:36.905
3 -	34.239	22.378	56.617 (3)	76.80	0.718	16:39:33.522
4 -	34.270	22.442	56.712	76.67	0.813	16:40:30.234
5 -	34.238	22.345	56.583 (2)	76.85	0.684	16:41:26.817
6 -	33.695	22.204	55.899 (1)	77.79		16:42:22.716

P15 87		Keith POVAH		Yamaha R6 - Instagram @crap.sack give us a follow!		
IDEAL LAP TIME : 56.238		BEST LAP TIME : 56.400		DIFFERENCE : 0.162		
LAP	SECTOR 1	SECTOR 2	LAP TIME	MPH	DIFF	TIME OF DAY
1 -		23.779	1:08.704	63.29	12.304	16:37:44.520
2 -	35.265	22.748	58.013	74.95	1.613	16:38:42.533
3 -	34.383	22.909	57.292	75.90	0.892	16:39:39.825
4 -	33.872	23.092	56.964 (3)	76.33	0.564	16:40:36.789
5 -	34.034	22.366	56.400 (1)	77.10		16:41:33.189
6 -	33.926	22.664	56.590 (2)	76.84	0.190	16:42:29.779

P16 22 C		Toby TRUNDLE		Yamaha YZF-R6 - Harris Motorcycles - Harlow		
IDEAL LAP TIME : 56.792		BEST LAP TIME : 56.792		DIFFERENCE : 0.000		
LAP	SECTOR 1	SECTOR 2	LAP TIME	MPH	DIFF	TIME OF DAY
1 -		23.876	1:06.297	65.59	9.505	16:37:42.113
2 -	35.641	23.167	58.808	73.94	2.016	16:38:40.921
3 -	34.700	23.116	57.816	75.21	1.024	16:39:38.737
4 -	34.583	22.853	57.436 (3)	75.71	0.644	16:40:36.173
5 -	34.229	22.563	56.792 (1)	76.57		16:41:32.965
6 -	34.255	22.684	56.939 (2)	76.37	0.147	16:42:29.904

P17 79 C		Thomas GARNER		Yamaha R6 -		
IDEAL LAP TIME : 56.401		BEST LAP TIME : 56.401		DIFFERENCE : 0.000		
LAP	SECTOR 1	SECTOR 2	LAP TIME	MPH	DIFF	TIME OF DAY
1 -		23.817	1:07.654	64.27	11.253	16:37:43.470
2 -	35.028	22.979	58.007	74.96	1.606	16:38:41.477
3 -	34.552	22.891	57.443 (3)	75.70	1.042	16:39:38.920
4 -	34.587	23.173	57.760	75.28	1.359	16:40:36.680
5 -	34.623	22.308	56.931 (2)	76.38	0.530	16:41:33.611
6 -	34.260	22.141	56.401 (1)	77.10		16:42:30.012

P18 501 C		Barry MANTELL		Yamaha R6 - Swedish car connection		
IDEAL LAP TIME : 56.492		BEST LAP TIME : 56.492		DIFFERENCE : 0.000		
LAP	SECTOR 1	SECTOR 2	LAP TIME	MPH	DIFF	TIME OF DAY
1 -		24.169	1:07.584	64.34	11.092	16:37:43.400
2 -	35.507	23.114	58.621	74.18	2.129	16:38:42.021
3 -	34.792	22.916	57.708 (3)	75.35	1.216	16:39:39.729
4 -	34.678	23.172	57.850	75.17	1.358	16:40:37.579
5 -	33.962	22.530	56.492 (1)	76.97		16:41:34.071
6 -	34.000	22.642	56.642 (2)	76.77	0.150	16:42:30.713

BMCRC - MRO Championships 2022 - Rnd 1 @ Brands Hatch Indy

DART Motorsport MRO 600/GP2 inc Clubman 600

RACE 16 - SECTOR ANALYSIS



SECTOR 1 = FL to I1, SECTOR 2 = I1 to FL, DIFF = Difference To Personal Best Lap, P = Crossed Finish Line in Pit Lane, D = Time Disallowed

P19 45 C		Jake MARSH		Kawasaki ZX6R - Zipped Up Racing		
IDEAL LAP TIME : 56.534		BEST LAP TIME : 56.555		DIFFERENCE : 0.021		
LAP	SECTOR 1	SECTOR 2	LAP TIME	MPH	DIFF	TIME OF DAY
1 -		23.286	1:06.585	65.30	10.030	16:37:42.401
2 -	35.844	23.154	58.998	73.70	2.443	16:38:41.399
3 -	35.021	22.854	57.875	75.13	1.320	16:39:39.274
4 -	34.967	22.890	57.857 (3)	75.16	1.302	16:40:37.131
5 -	34.840	22.373	57.213 (2)	76.00	0.658	16:41:34.344
6 -	34.161	22.394	56.555 (1)	76.89		16:42:30.899

P20 187		Jake HOPPER		Yamaha R6 - Css		
IDEAL LAP TIME : 56.785		BEST LAP TIME : 57.017		DIFFERENCE : 0.232		
LAP	SECTOR 1	SECTOR 2	LAP TIME	MPH	DIFF	TIME OF DAY
1 -		23.743	1:07.876	64.06	10.859	16:37:43.692
2 -	35.699	22.782	58.481	74.35	1.464	16:38:42.173
3 -	35.256	22.672	57.928	75.06	0.911	16:39:40.101
4 -	34.809	22.777	57.586 (3)	75.51	0.569	16:40:37.687
5 -	34.715	22.302	57.017 (1)	76.26		16:41:34.704
6 -	34.483	22.563	57.046 (2)	76.22	0.029	16:42:31.750

P21 8 C		Dave SAUNDERS		Honda CBR600 - Mum/Dad/JW MOT/Parks Utility		
IDEAL LAP TIME : 57.450		BEST LAP TIME : 57.564		DIFFERENCE : 0.114		
LAP	SECTOR 1	SECTOR 2	LAP TIME	MPH	DIFF	TIME OF DAY
1 -		23.814	1:09.376	62.68	11.812	16:37:45.192
2 -	35.379	22.743	58.122 (2)	74.81	0.558	16:38:43.314
3 -	34.707	22.857	57.564 (1)	75.54		16:39:40.878
4 -	35.337	23.485	58.822 (3)	73.92	1.258	16:40:39.700
5 -	35.669	23.804	59.473	73.11	1.909	16:41:39.173
6 -	36.925	24.193	1:01.118	71.15	3.554	16:42:40.291

P22 686 C		Liam SPILLER		Yamaha R6 - LD Renovate Ltd		
IDEAL LAP TIME : 56.754		BEST LAP TIME : 57.914		DIFFERENCE : 1.160		
LAP	SECTOR 1	SECTOR 2	LAP TIME	MPH	DIFF	TIME OF DAY
1 -		24.882	1:10.686	61.51	12.772	16:37:46.502
2 -	36.195	24.113	1:00.308	72.10	2.394	16:38:46.810
3 -	35.260	23.299	58.559 (3)	74.26	0.645	16:39:45.369
4 -	35.889	23.089	58.978	73.73	1.064	16:40:44.347
5 -	35.187	22.727	57.914 (1)	75.08		16:41:42.261
6 -	34.027	24.069	58.096 (2)	74.85	0.182	16:42:40.357

P23 62 C		Oliver NUNN		Yamaha R6 - Intertechnic UK & STVL		
IDEAL LAP TIME : 58.288		BEST LAP TIME : 58.504		DIFFERENCE : 0.216		
LAP	SECTOR 1	SECTOR 2	LAP TIME	MPH	DIFF	TIME OF DAY
1 -		24.809	1:11.548	60.77	13.044	16:37:47.364
2 -	37.363	23.317	1:00.680	71.66	2.176	16:38:48.044
3 -	35.893	23.089	58.982 (3)	73.72	0.478	16:39:47.026
4 -	35.693	23.638	59.331	73.29	0.827	16:40:46.357
5 -	35.314	23.211	58.525 (2)	74.30	0.021	16:41:44.882
6 -	35.199	23.305	58.504 (1)	74.33		16:42:43.386

P24 85		James ROBINSON		Yamaha R6 - claire palastanga ceramics		
IDEAL LAP TIME : 58.606		BEST LAP TIME : 58.606		DIFFERENCE : 0.000		
LAP	SECTOR 1	SECTOR 2	LAP TIME	MPH	DIFF	TIME OF DAY
1 -		24.679	1:10.354	61.80	11.748	16:37:46.170
2 -	36.030	24.569	1:00.599	71.76	1.993	16:38:46.769
3 -	35.920	23.670	59.590 (3)	72.97	0.984	16:39:46.359
4 -	36.056	23.687	59.743	72.78	1.137	16:40:46.102
5 -	35.138	23.468	58.606 (1)	74.20		16:41:44.708
6 -	35.301	23.878	59.179 (2)	73.48	0.573	16:42:43.887

BMCRC - MRO Championships 2022 - Rnd 1 @ Brands Hatch Indy

DART Motorsport MRO 600/GP2 inc Clubman 600

RACE 16 - SECTOR ANALYSIS



SECTOR 1 = FL to I1, SECTOR 2 = I1 to FL, DIFF = Difference To Personal Best Lap, P = Crossed Finish Line in Pit Lane, D = Time Disallowed

P25 219 C		Tony COE		Suzuki GSXR600 -			
IDEAL LAP TIME : 59.058		BEST LAP TIME : 59.361		DIFFERENCE : 0.303			
LAP	SECTOR 1	SECTOR 2	LAP TIME	MPH	DIFF	TIME OF DAY	
1 -		25.081	1:11.084	61.17	11.723	16:37:46.900	
2 -	36.975	23.511	1:00.486	71.89	1.125	16:38:47.386	
3 -	36.280	23.547	59.827 (3)	72.68	0.466	16:39:47.213	
4 -	36.808	23.695	1:00.503	71.87	1.142	16:40:47.716	
5 -	36.385	22.976	59.361 (1)	73.25		16:41:47.077	
6 -	36.082	23.454	59.536 (2)	73.04	0.175	16:42:46.613	

P26 228 C		Paul McFADDEN		Kawasaki ZX636 - T.McFadden Plant Ltd			
IDEAL LAP TIME : 1:02.754		BEST LAP TIME :		DIFFERENCE :			
LAP	SECTOR 1	SECTOR 2	LAP TIME	MPH	DIFF	TIME OF DAY	
1 -		25.034	1:11.404	60.90		16:37:47.220	

BMCRC - MRO Championships 2022 - Rnd 1 @ Brands Hatch Indy

DART Motorsport MRO 600/GP2 inc Clubman 600

RACE 16 - BEST SECTORS

SECTOR 1			SECTOR 2			IDEAL / BEST COMPARISON						
POS	NO	NAME	TIME	NO	NAME	TIME	POS	NO	NAME	IDEAL	BEST	DIFF
									PERFECT LAP	53.023		
1	199	COLLINS	31.573	961	SIM	21.450	1	199	COLLINS	53.147	53.621	0.474
2	961	SIM	31.840	37	LATHAM	21.544	2	961	SIM	53.290	53.290	0.000
3	188	KRAWIECKI	32.076	212	PALLET	21.572	3	37	LATHAM	53.824	53.824	0.000
4	661	HARRIS	32.251	199	COLLINS	21.574	4	661	HARRIS	54.144	54.144	0.000
5	37	LATHAM	32.280	511	CLARKE	21.772	5	188	KRAWIECKI	54.211	54.211	0.000
6	33	CARPENTER	32.671	33	CARPENTER	21.821	6	33	CARPENTER	54.492	54.839	0.347
7	2	GILL	32.907	2	GILL	21.837	7	511	CLARKE	54.712	54.800	0.088
8	511	CLARKE	32.940	132	GILBERT	21.878	8	2	GILL	54.744	55.078	0.334
9	169	CUNNINGHAM	33.039	661	HARRIS	21.893	9	212	PALLET	54.750	54.750	0.000
10	212	PALLET	33.178	100	HOWTON	22.096	10	169	CUNNINGHAM	55.170	55.207	0.037
11	100	HOWTON	33.445	169	CUNNINGHAM	22.131	11	132	GILBERT	55.405	55.529	0.124
12	132	GILBERT	33.527	188	KRAWIECKI	22.135	12	100	HOWTON	55.541	56.022	0.481
13	73	THOMAS	33.695	79	GARNER	22.141	13	73	THOMAS	55.899	55.899	0.000
14	87	POVAH	33.872	73	THOMAS	22.204	14	87	POVAH	56.238	56.400	0.162
15	13	EDMONDSON	33.931	187	HOPPER	22.302	15	13	EDMONDSON	56.341	56.451	0.110
16	501	MANTELL	33.962	87	POVAH	22.366	16	79	GARNER	56.401	56.401	0.000
17	686	SPILLER	34.027	45	MARSH	22.373	17	501	MANTELL	56.492	56.492	0.000
18	45	MARSH	34.161	13	EDMONDSON	22.410	18	45	MARSH	56.534	56.555	0.021
19	22	TRUNDLE	34.229	501	MANTELL	22.530	19	686	SPILLER	56.754	57.914	1.160
20	79	GARNER	34.260	22	TRUNDLE	22.563	20	187	HOPPER	56.785	57.017	0.232
21	187	HOPPER	34.483	686	SPILLER	22.727	21	22	TRUNDLE	56.792	56.792	0.000
22	8	SAUNDERS	34.707	8	SAUNDERS	22.743	22	8	SAUNDERS	57.450	57.564	0.114
23	85	ROBINSON	35.138	219	COE	22.976	23	62	NUNN	58.288	58.504	0.216
24	62	NUNN	35.199	62	NUNN	23.089	24	85	ROBINSON	58.606	58.606	0.000
25	219	COE	36.082	85	ROBINSON	23.468	25	219	COE	59.058	59.361	0.303
26	228	McFADDEN	37.720	228	McFADDEN	25.034	26	228	McFADDEN	1:02.754		
27												

BMCRC - MRO Championships 2022 - Rnd 1 @ Brands Hatch Indy

DART Motorsport MRO 600/GP2 inc Clubman 600

RACE 16 - STATISTICS

Competitors Started	27
Planned Start	2022-03-13 @ 16:00:00.000
Actual Start	2022-03-13 @ 16:36:35.815
Finish Time	2022-03-13 @ 16:42:04.646
Track Length	1.2079mi.
Total Laps	151
Total Distance Covered	182.3997mi.

Session Fastest Lap History

NO	CL	NAME	LAP TIME	TIME OF DAY	LAP	VEHICLE
961		Jack SIM	55.082	16:38:30.170	2	Kawasaki ZX6 R
199		Lloyd COLLINS	55.049	16:38:33.295	2	Honda CBR600RR
961		Jack SIM	53.897	16:39:24.067	3	Kawasaki ZX6 R
961		Jack SIM	53.724	16:40:17.791	4	Kawasaki ZX6 R
961		Jack SIM	53.590	16:41:11.381	5	Kawasaki ZX6 R
961		Jack SIM	53.290	16:42:04.670	6	Kawasaki ZX6 R

Session Leader History

NO	CL	NAME	FROM LAP	LAPS LED	DISTANCE	VEHICLE
961		Jack SIM	1	6	7.24 miles	Kawasaki ZX6 R

Flag History

TYPE	TIME OF DAY
GREEN	16:36:35.815
FINISH	16:42:04.646

Flag Statistics

TYPE	COUNT	TOTAL LAPS	TOTAL TIME
Green	1	6	6:16.614
Red	0	0	0.000
Safety Car	0	0	0.000
FCY	0	0	0.000

BMCRC - MRO Championships 2022 - Rnd 1 @ Brands Hatch Indy

DART Motorsport MRO 600/GP2 inc Clubman 600

RACE 16 - STATISTICS

CLASS :

12 Starters

Fastest Lap History

NO	NAME	LAP TIME	TIME OF DAY	LAP	VEHICLE
961	Jack SIM	55.082	16:38:30.170	2	Kawasaki ZX6 R
199	Lloyd COLLINS	55.049	16:38:33.295	2	Honda CBR600RR
961	Jack SIM	53.897	16:39:24.067	3	Kawasaki ZX6 R
961	Jack SIM	53.724	16:40:17.791	4	Kawasaki ZX6 R
961	Jack SIM	53.590	16:41:11.381	5	Kawasaki ZX6 R
961	Jack SIM	53.290	16:42:04.670	6	Kawasaki ZX6 R

Leader History

NO	NAME	FROM LAP	LAPS LED	DISTANCE	VEHICLE
961	Jack SIM	1	6	7.24 miles	Kawasaki ZX6 R

BMCRC - MRO Championships 2022 - Rnd 1 @ Brands Hatch Indy

DART Motorsport MRO 600/GP2 inc Clubman 600

RACE 16 - STATISTICS

CLASS : C

14 Starters

Fastest Lap History

NO	NAME	LAP TIME	TIME OF DAY	LAP	VEHICLE
33	Aaren CARPENTER	56.449	16:38:35.254	2	Kawasaki ZX6R
33	Aaren CARPENTER	54.839	16:39:30.093	3	Kawasaki ZX6R
511	Ross CLARKE	54.800	16:40:25.358	4	Kawasaki ZX600RR
212	Matt PALLETT	54.750	16:42:20.419	6	Yamaha R6

Leader History

NO	NAME	FROM LAP	LAPS LED	DISTANCE	VEHICLE
511	Ross CLARKE	1	1	1.20 miles	Kawasaki ZX600RR
33	Aaren CARPENTER	2	5	6.03 miles	Kawasaki ZX6R

BMCRC - MRO Championships 2022 - Rnd 1 @ Brands Hatch Indy

DART Motorsport MRO 600/GP2 inc Clubman 600

RACE 16 - STATISTICS

CLASS : GP2

1 Starters

Fastest Lap History

NO	NAME	LAP TIME	TIME OF DAY	LAP	VEHICLE
661	Cameron HARRIS	56.097	16:38:36.229	2	Triumph 675R
661	Cameron HARRIS	55.241	16:39:31.470	3	Triumph 675R
661	Cameron HARRIS	54.144	16:40:25.613	4	Triumph 675R

Leader History

NO	NAME	FROM LAP	LAPS LED	DISTANCE	VEHICLE
661	Cameron HARRIS	1	6	7.24 miles	Triumph 675R

**Properly
Protected**

.GO.UK



MRO MINITWINS

Supported by Properly Protected



BMCRC-MRO Championships - Round 1

Brands Hatch Indy

12th / 13th March 2022



SPORTS TIMING

TIMING SOLUTIONS LTD

Timing & Results Provided by Timing Solutions Ltd

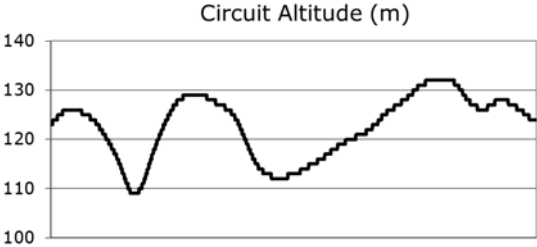
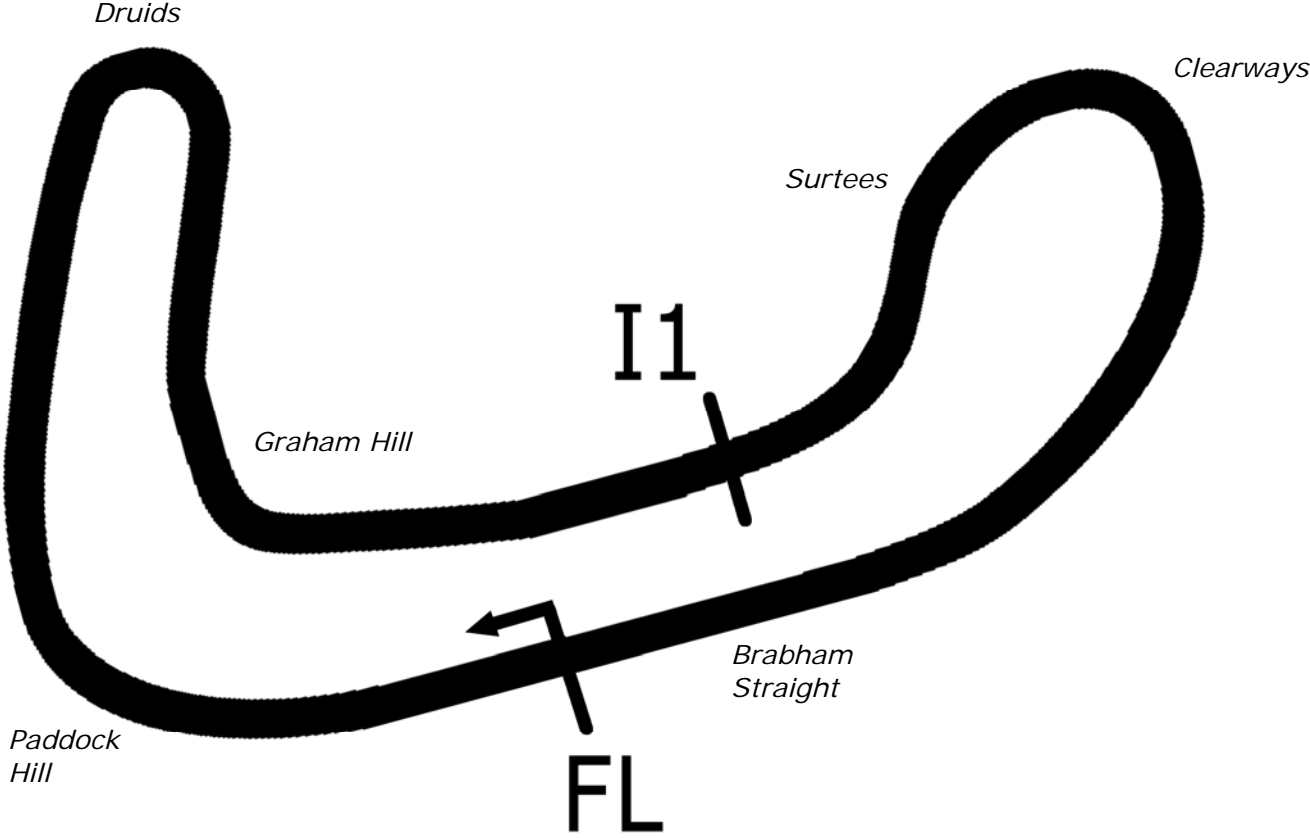
www.tsl-timing.com

Brands Hatch Indy



SPORTS TIMING

TIMING SOLUTIONS LTD



Length	1.2079 miles	1944.0 m	
FL		51.36032 N	0.26032 E
I1	1112m	51.35934 N	0.25955 E
Pit Entry	1669m	51.35911 N	0.25743 E
Pit Exit	26m after FL	51.36027 N	0.26078 E
Pit Entry–Pit Exit 277m, 16.6s @60kph, 12.4s @80kph			

BMCRC - MRO Championships 2022 - Rnd 1 @ Brands Hatch Indy



MRO Minitwins

QUALIFYING - CLASSIFICATION

POS	NO	NAME	ENTRY	TIME	ON	LAPS	GAP	DIFF	MPH
1	19	Kevin LILLEY	Suzuki SV650 - Trafalgar Cleaning Eqpt. / Steve Jordar	57.140	8	12			76.10
2	184	David TWYFORD	Suzuki SV650 -	57.262	10	13	0.122	0.122	75.94
3	66	Mitch DUCRAN	Suzuki SV650 - JP Haulage	57.563	13	13	0.423	0.301	75.54
4	97	Alex MANN	Suzuki SV650 - Michael Jones Jewellers,Esprit Group,1	57.865	10	11	0.725	0.302	75.15
5	166	Nik BAKER	Suzuki SV650 - K66	58.365	8	8	1.225	0.500	74.50
6	26	Glynn DAVIES	Suzuki SV650 -	58.370	5	5	1.230	0.005	74.50
7	234	Andy FLUX	Suzuki SV650 - Mach 1 Automotive LTD / Goodwin Pes	58.420	8	12	1.280	0.050	74.43
8	6	Martin COOPER	Suzuki SV650 -	58.919	6	6	1.779	0.499	73.80
9	30	Connor WADE	Suzuki SV650 - WELD CARE INDUSTRIES	59.065	7	7	1.925	0.146	73.62
10	63	Stephen PERFITT	Suzuki SV650 - PKP Services Ltd	59.351	11	11	2.211	0.286	73.26
11	47	Tristan BOHANAN	Suzuki SV650 - Myself	1:00.229	7	12	3.089	0.878	72.20
12	34	Andrew JOHNSON	Suzuki SV650 - Rose & Charlie Racing	1:00.265	10	11	3.125	0.036	72.15
13	121	Samuel KENT	Suzuki SV650 - S Kent Construction LTD.	1:01.093	6	12	3.953	0.828	71.18
14	44	Tony PARKER	Suzuki SV650 - Insta ... emerald_elevators	1:01.219	6	7	4.079	0.126	71.03
15	561	David LESLIE	Suzuki SV650 -	1:01.536	10	12	4.396	0.317	70.66
16	99	Lee ELLIS	Suzuki SV650 - ATP RACING	1:02.321	12	12	5.181	0.785	69.77
17	116	Gareth FAITH	Suzuki SV650 - Sitramoto	1:02.371	7	7	5.231	0.050	69.72
18	258*	Ande FRIEND	Suzuki SV650 - Flying colours Motorcycle Training	1:02.378	9	9	5.238	0.007	69.71
19	81	Malvern MAY	Suzuki SV650 - IMP racing	1:03.133	6	7	5.993	0.755	68.88
20	102	Joe THOMAS	Suzuki SV650 -	1:03.603	10	10	6.463	0.470	68.37
21	18	Stephen LANE	Suzuki SV650 -	1:03.934	11	11	6.794	0.331	68.01
22	138	Craig JARMIN	Suzuki SV650 - SK PreP	1:05.723	10	12	8.583	1.789	66.16
23	70	Colin HALL	Suzuki SV650 -	1:05.741	11	11	8.601	0.018	66.14
24	119	Gerallt ELLIS	Suzuki SV650 -	1:08.813	4	5	11.673	3.072	63.19
25	272	Christopher COWAN	Suzuki SV650 - IMP Racing International	1:15.032	6	10	17.892	6.219	57.95

* Bike 258 - Please fit a working transponder

Weather / Track : Cloudy / Damp

These results are provisional until the conclusion of any judicial and technical matters.

Brands Hatch Indy: 1.2079 miles
Date: 12/03/2022 Start: 09:47 Finish: 10:00

Clerk Of Course :	Stewards :	Timekeeper : Craig Smith
-------------------	------------	--------------------------

Results can be found at www.tsl-timing.com

Printed - 10:02 Saturday, 12 March 2022



BMCRC - MRO Championships 2022 - Rnd 1 @ Brands Hatch Indy

MRO Minitwins

QUALIFYING - SECTOR ANALYSIS



SECTOR 1 = FL to I1, SECTOR 2 = I1 to FL, DIFF = Difference To Personal Best Lap, P = Crossed Finish Line in Pit Lane, D = Time Disallowed

P1 19		Kevin LILLEY		Suzuki SV650 - Trafalgar Cleaning Eqpt. / Steve Jordan Motorcy			
IDEAL LAP TIME : 56.952		BEST LAP TIME : 57.140		DIFFERENCE : 0.188			
LAP	SECTOR 1	SECTOR 2	LAP TIME	MPH	DIFF	TIME OF DAY	
1 -	38.695	25.276	1:03.971	67.97	6.831	09:49:17.536	
2 -	37.260	24.762	1:02.022	70.11	4.882	09:50:19.558	
3 -	35.419	23.992	59.411	73.19	2.271	09:51:18.969	
4 -	35.295	24.191	59.486	73.10	2.346	09:52:18.455	
5 -	36.880	23.461	1:00.341	72.06	3.201	09:53:18.796	
6 -	34.115	23.192	57.307 (2)	75.88	0.167	09:54:16.103	
7 -	34.166	25.355	59.521	73.05	2.381	09:55:15.624	
8 -	34.303	22.837	57.140 (1)	76.10		09:56:12.764	
9 -	34.821	23.470	58.291	74.60	1.151	09:57:11.055	
10 -	34.616	23.680	58.296	74.59	1.156	09:58:09.351	
11 -	34.708	23.390	58.098 (3)	74.84	0.958	09:59:07.449	
12 -	34.621	24.885	59.506	73.07	2.366	10:00:06.955	

P2 184		David TWYFORD		Suzuki SV650 -			
IDEAL LAP TIME : 57.058		BEST LAP TIME : 57.262		DIFFERENCE : 0.204			
LAP	SECTOR 1	SECTOR 2	LAP TIME	MPH	DIFF	TIME OF DAY	
1 -	40.121	25.593	1:05.714	66.17	8.452	09:49:19.096	
2 -	37.787	24.677	1:02.464	69.61	5.202	09:50:21.560	
3 -	37.069	23.691	1:00.760	71.57	3.498	09:51:22.320	
4 -	35.512	23.427	58.939	73.78	1.677	09:52:21.259	
5 -	35.744	24.031	59.775	72.74	2.513	09:53:21.034	
6 -	35.723	23.732	59.455	73.14	2.193	09:54:20.489	
7 -	35.469	23.258	58.727	74.04	1.465	09:55:19.216	
8 -	35.307	22.967	58.274	74.62	1.012	09:56:17.490	
9 -	34.669	23.802	58.471	74.37	1.209	09:57:15.961	
10 -	34.291	22.971	57.262 (1)	75.94		09:58:13.223	
11 -	34.261	23.635	57.896 (2)	75.11	0.634	09:59:11.119	
12 -	34.600	23.489	58.089 (3)	74.86	0.827	10:00:09.208	
13 -	34.091	24.053	58.144	74.79	0.882	10:01:07.352	

P3 66		Mitch DUCRAN		Suzuki SV650 - JP Haulage			
IDEAL LAP TIME : 57.563		BEST LAP TIME : 57.563		DIFFERENCE : 0.000			
LAP	SECTOR 1	SECTOR 2	LAP TIME	MPH	DIFF	TIME OF DAY	
1 -	39.066	26.093	1:05.159	66.73	7.596	09:49:13.964	
2 -	37.366	24.026	1:01.392	70.83	3.829	09:50:15.356	
3 -	36.442	24.796	1:01.238	71.01	3.675	09:51:16.594	
4 -	36.570	25.135	1:01.705	70.47	4.142	09:52:18.299	
5 -	37.530	24.842	1:02.372	69.72	4.809	09:53:20.671	
6 -	36.051	23.878	59.929	72.56	2.366	09:54:20.600	
7 -	36.610	26.015	1:02.625	69.43	5.062	09:55:23.225	
8 -	35.611	24.211	59.822	72.69	2.259	09:56:23.047	
9 -	35.297	23.060	58.357	74.51	0.794	09:57:21.404	
10 -	35.181	23.170	58.351 (3)	74.52	0.788	09:58:19.755	
11 -	34.659	23.231	57.890 (2)	75.11	0.327	09:59:17.645	
12 -	35.534	23.168	58.702	74.07	1.139	10:00:16.347	
13 -	34.610	22.953	57.563 (1)	75.54		10:01:13.910	

BMCRC - MRO Championships 2022 - Rnd 1 @ Brands Hatch Indy

MRO Minitwins

QUALIFYING - SECTOR ANALYSIS



SECTOR 1 = FL to I1, SECTOR 2 = I1 to FL, DIFF = Difference To Personal Best Lap, P = Crossed Finish Line in Pit Lane, D = Time Disallowed

P4 97 Alex MANN		Suzuki SV650 - Michael Jones Jewellers,Esprit Group,TT50 cars				
IDEAL LAP TIME : 57.865		BEST LAP TIME : 57.865		DIFFERENCE : 0.000		
LAP	SECTOR 1	SECTOR 2	LAP TIME	MPH	DIFF	TIME OF DAY
1 -	38.536	25.092	1:03.628	68.34	5.763	09:49:10.677
2 -	37.192	24.416	1:01.608	70.58	3.743	09:50:12.285
3 -	36.796	24.006	1:00.802	71.52	2.937	09:51:13.087
4 -	36.998	23.938	1:00.936	71.36	3.071	09:52:14.023
5 -	35.761	23.573	59.334	73.29	1.469	09:53:13.357
6 -	35.599	25.109	1:00.708	71.63	2.843	09:54:14.065
7 -	35.202	24.293	59.495	73.09	1.630	09:55:13.560
8 -	35.223	23.244	58.467 (2)	74.37	0.602	09:56:12.027
9 -	35.263	23.277	58.540 (3)	74.28	0.675	09:57:10.567
10 -	34.872	22.993	57.865 (1)	75.15		09:58:08.432
11 -	35.373	23.324	58.697	74.08	0.832	09:59:07.129

P5 166 Nik BAKER		Suzuki SV650 - K66				
IDEAL LAP TIME : 58.351		BEST LAP TIME : 58.365		DIFFERENCE : 0.014		
LAP	SECTOR 1	SECTOR 2	LAP TIME	MPH	DIFF	TIME OF DAY
1 -	38.811	24.821	1:03.632	68.33	5.267	09:49:11.840
2 -	36.735	24.397	1:01.132	71.13	2.767	09:50:12.972
3 -	36.694	23.775	1:00.469 (3)	71.91	2.104	09:51:13.441
4 -	37.954	23.803	1:01.757	70.41	3.392	09:52:15.198
5 -	35.759	23.412	59.171 (2)	73.49	0.806	09:53:14.369
6 -	35.546	24.932	1:00.478	71.90	2.113	09:54:14.847
7 -	35.016	26.219	1:01.235	71.01	2.870	09:55:16.082
8 -	34.939	23.426	58.365 (1)	74.50		09:56:14.447

P6 26 Glynn DAVIES		Suzuki SV650 -				
IDEAL LAP TIME : 58.230		BEST LAP TIME : 58.370		DIFFERENCE : 0.140		
LAP	SECTOR 1	SECTOR 2	LAP TIME	MPH	DIFF	TIME OF DAY
1 -	37.269	25.185	1:02.454	69.62	4.084	09:49:14.953
2 -	35.587	23.534	59.121 (2)	73.55	0.751	09:50:14.074
3 -	35.848	23.592	59.440 (3)	73.15	1.070	09:51:13.514
4 -	37.592	23.265	1:00.857	71.45	2.487	09:52:14.371
5 -	35.250	23.120	58.370 (1)	74.50		09:53:12.741

P7 234 Andy FLUX		Suzuki SV650 - Mach 1 Automotive LTD / Goodwin Pest Manag				
IDEAL LAP TIME : 58.199		BEST LAP TIME : 58.420		DIFFERENCE : 0.221		
LAP	SECTOR 1	SECTOR 2	LAP TIME	MPH	DIFF	TIME OF DAY
1 -	38.466	24.967	1:03.433	68.55	5.013	09:49:24.638
2 -	39.266	24.524	1:03.790	68.17	5.370	09:50:28.428
3 -	35.634	23.431	59.065	73.62	0.645	09:51:27.493
4 -	36.950	25.026	1:01.976	70.16	3.556	09:52:29.469
5 -	37.266	25.152	1:02.418	69.66	3.998	09:53:31.887
6 -	36.621	24.651	1:01.272	70.97	2.852	09:54:33.159
7 -	37.084	24.432	1:01.516	70.69	3.096	09:55:34.675
8 -	35.034	23.386	58.420 (1)	74.43		09:56:33.095
9 -	35.994	24.455	1:00.449	71.93	2.029	09:57:33.544
10 -	36.258	25.202	1:01.460	70.75	3.040	09:58:35.004
11 -	35.569	23.165	58.734 (2)	74.03	0.314	09:59:33.738
12 -	35.577	23.187	58.764 (3)	74.00	0.344	10:00:32.502

BMCRC - MRO Championships 2022 - Rnd 1 @ Brands Hatch Indy

MRO Minitwins

QUALIFYING - SECTOR ANALYSIS



SECTOR 1 = FL to I1, SECTOR 2 = I1 to FL, DIFF = Difference To Personal Best Lap, P = Crossed Finish Line in Pit Lane, D = Time Disallowed

P8 6		Martin COOPER		Suzuki SV650 -			
IDEAL LAP TIME : 58.752		BEST LAP TIME : 58.919		DIFFERENCE : 0.167			
LAP	SECTOR 1	SECTOR 2	LAP TIME	MPH	DIFF	TIME OF DAY	
1 -	38.585	25.011	1:03.596	68.37	4.677	09:49:17.550	
2 -	36.389	23.943	1:00.332 (3)	72.07	1.413	09:50:17.882	
3 -	35.258	23.943	59.201 (2)	73.45	0.282	09:51:17.083	
4 -	36.239	24.765	1:01.004	71.28	2.085	09:52:18.087	
5 -	36.549	24.124	1:00.673	71.67	1.754	09:53:18.760	
6 -	34.809	24.110	58.919 (1)	73.80		09:54:17.679	

P9 30		Connor WADE		Suzuki SV650 - WELD CARE INDUSTRIES			
IDEAL LAP TIME : 59.065		BEST LAP TIME : 59.065		DIFFERENCE : 0.000			
LAP	SECTOR 1	SECTOR 2	LAP TIME	MPH	DIFF	TIME OF DAY	
1 -	OUTLAP	25.265	1:08.354	63.61	9.289	09:52:53.750	
2 -	37.646	24.903	1:02.549	69.52	3.484	09:53:56.299	
3 -	37.013	24.028	1:01.041	71.24	1.976	09:54:57.340	
4 -	36.880	23.729	1:00.609 (3)	71.74	1.544	09:55:57.949	
5 -	36.966	24.951	1:01.917	70.23	2.852	09:56:59.866	
6 -	36.630	23.856	1:00.486 (2)	71.89	1.421	09:58:00.352	
7 -	35.621	23.444	59.065 (1)	73.62		09:58:59.417	

P10 63		Stephen PERFITT		Suzuki SV650 - PKP Services Ltd			
IDEAL LAP TIME : 59.351		BEST LAP TIME : 59.351		DIFFERENCE : 0.000			
LAP	SECTOR 1	SECTOR 2	LAP TIME	MPH	DIFF	TIME OF DAY	
1 -	OUTLAP	26.788	1:16.755	56.65	17.404	09:50:30.519	
2 -	38.934	25.809	1:04.743	67.16	5.392	09:51:35.262	
3 -	37.857	25.494	1:03.351	68.64	4.000	09:52:38.613	
4 -	38.062	25.383	1:03.445	68.54	4.094	09:53:42.058	
5 -	37.735	25.470	1:03.205	68.80	3.854	09:54:45.263	
6 -	37.168	24.862	1:02.030	70.10	2.679	09:55:47.293	
7 -	36.765	24.656	1:01.421	70.79	2.070	09:56:48.714	
8 -	36.188	24.336	1:00.524 (3)	71.84	1.173	09:57:49.238	
9 -	35.934	24.166	1:00.100 (2)	72.35	0.749	09:58:49.338	
10 -	35.934	25.182	1:01.116	71.15	1.765	09:59:50.454	
11 -	35.234	24.117	59.351 (1)	73.26		10:00:49.805	

P11 47		Tristan BOHANAN		Suzuki SV650 - Myself			
IDEAL LAP TIME : 1:00.229		BEST LAP TIME : 1:00.229		DIFFERENCE : 0.000			
LAP	SECTOR 1	SECTOR 2	LAP TIME	MPH	DIFF	TIME OF DAY	
1 -	40.155	26.152	1:06.307	65.58	6.078	09:49:15.491	
2 -	39.581	25.453	1:05.034	66.86	4.805	09:50:20.525	
3 -	37.117	24.498	1:01.615	70.57	1.386	09:51:22.140	
4 -	36.905	24.578	1:01.483	70.72	1.254	09:52:23.623	
5 -	39.194	24.657	1:03.851	68.10	3.622	09:53:27.474	
6 -	36.165	24.349	1:00.514 (2)	71.86	0.285	09:54:27.988	
7 -	36.129	24.100	1:00.229 (1)	72.20		09:55:28.217	
8 -	37.482	25.937	1:03.419	68.56	3.190	09:56:31.636	
9 -	36.633	24.507	1:01.140 (3)	71.12	0.911	09:57:32.776	
10 -	37.216	26.760	1:03.976	67.97	3.747	09:58:36.752	
11 -	38.061	25.904	1:03.965	67.98	3.736	09:59:40.717	
12 -	38.118	25.673	1:03.791	68.16	3.562	10:00:44.508	

BMCRC - MRO Championships 2022 - Rnd 1 @ Brands Hatch Indy

MRO Minitwins

QUALIFYING - SECTOR ANALYSIS



SECTOR 1 = FL to I1, SECTOR 2 = I1 to FL, DIFF = Difference To Personal Best Lap, P = Crossed Finish Line in Pit Lane, D = Time Disallowed

P12 34		Andrew JOHNSON		Suzuki SV650 - Rose & Charlie Racing			
IDEAL LAP TIME : 1:00.265		BEST LAP TIME : 1:00.265		DIFFERENCE : 0.000			
LAP	SECTOR 1	SECTOR 2	LAP TIME	MPH	DIFF	TIME OF DAY	
1 -	39.853	25.423	1:05.276	66.61	5.011	09:49:10.116	
2 -	37.643	24.794	1:02.437 (3)	69.64	2.172	09:50:12.553	
3 -	38.100	24.901	1:03.001	69.02	2.736	09:51:15.554	
4 -	37.323	24.238	1:01.561 (2)	70.63	1.296	09:52:17.115	
5 -	38.626	24.349	1:02.975	69.05	2.710	09:53:20.090	
6 -	39.186	24.628	1:03.814	68.14	3.549	09:54:23.904	
7 -	38.461	24.440	1:02.901	69.13	2.636	09:55:26.805	
8 -	38.668	IN PIT	1:54.239 P	38.06	53.974	09:57:21.044	
9 -	OUTLAP	24.559	1:07.854	64.08	7.589	09:58:28.898	
10 -	36.514	23.751	1:00.265 (1)	72.15		09:59:29.163	
11 -	40.745	24.265	1:05.010	66.89	4.745	10:00:34.173	

P13 121		Samuel KENT		Suzuki SV650 - S Kent Construction LTD.			
IDEAL LAP TIME : 1:00.679		BEST LAP TIME : 1:01.093		DIFFERENCE : 0.414			
LAP	SECTOR 1	SECTOR 2	LAP TIME	MPH	DIFF	TIME OF DAY	
1 -	40.390	25.486	1:05.876	66.01	4.783	09:49:19.712	
2 -	38.896	24.907	1:03.803	68.15	2.710	09:50:23.515	
3 -	37.288	25.971	1:03.259	68.74	2.166	09:51:26.774	
4 -	37.568	24.921	1:02.489	69.58	1.396	09:52:29.263	
5 -	37.330	24.978	1:02.308	69.79	1.215	09:53:31.571	
6 -	36.639	24.454	1:01.093 (1)	71.18		09:54:32.664	
7 -	37.307	25.367	1:02.674	69.38	1.581	09:55:35.338	
8 -	37.141	24.425	1:01.566	70.63	0.473	09:56:36.904	
9 -	36.254	25.249	1:01.503 (3)	70.70	0.410	09:57:38.407	
10 -	36.629	24.537	1:01.166 (2)	71.09	0.073	09:58:39.573	
11 -	36.987	24.573	1:01.560	70.64	0.467	09:59:41.133	
12 -	37.952	25.159	1:03.111	68.90	2.018	10:00:44.244	

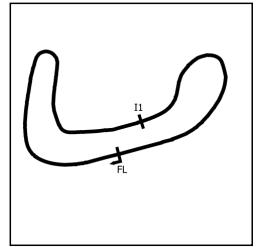
P14 44		Tony PARKER		Suzuki SV650 - Insta ... emerald_elevators			
IDEAL LAP TIME : 1:01.187		BEST LAP TIME : 1:01.219		DIFFERENCE : 0.032			
LAP	SECTOR 1	SECTOR 2	LAP TIME	MPH	DIFF	TIME OF DAY	
1 -	44.728	28.306	1:13.034	59.54	11.815	09:49:36.700	
2 -	41.323	25.912	1:07.235	64.67	6.016	09:50:43.935	
3 -	40.132	24.998	1:05.130	66.76	3.911	09:51:49.065	
4 -	41.745	24.554	1:06.299	65.59	5.080	09:52:55.364	
5 -	37.735	24.548	1:02.283 (3)	69.82	1.064	09:53:57.647	
6 -	36.811	24.408	1:01.219 (1)	71.03		09:54:58.866	
7 -	37.006	24.376	1:01.382 (2)	70.84	0.163	09:56:00.248	

P15 561		David LESLIE		Suzuki SV650 -			
IDEAL LAP TIME : 1:01.080		BEST LAP TIME : 1:01.536		DIFFERENCE : 0.456			
LAP	SECTOR 1	SECTOR 2	LAP TIME	MPH	DIFF	TIME OF DAY	
1 -	47.026	28.430	1:15.456	57.63	13.920	09:49:36.524	
2 -	41.000	26.015	1:07.015	64.89	5.479	09:50:43.539	
3 -	39.810	25.595	1:05.405	66.48	3.869	09:51:48.944	
4 -	40.033	25.490	1:05.523	66.36	3.987	09:52:54.467	
5 -	38.160	25.172	1:03.332	68.66	1.796	09:53:57.799	
6 -	37.453	24.449	1:01.902 (3)	70.24	0.366	09:54:59.701	
7 -	37.278	25.406	1:02.684	69.37	1.148	09:56:02.385	
8 -	38.148	24.641	1:02.789	69.25	1.253	09:57:05.174	
9 -	37.484	24.758	1:02.242	69.86	0.706	09:58:07.416	
10 -	37.474	24.062	1:01.536 (1)	70.66		09:59:08.952	
11 -	37.018	25.118	1:02.136	69.98	0.600	10:00:11.088	
12 -	37.287	24.317	1:01.604 (2)	70.58	0.068	10:01:12.692	

BMCRC - MRO Championships 2022 - Rnd 1 @ Brands Hatch Indy

MRO Minitwins

QUALIFYING - SECTOR ANALYSIS



SECTOR 1 = FL to I1, SECTOR 2 = I1 to FL, DIFF = Difference To Personal Best Lap, P = Crossed Finish Line in Pit Lane, D = Time Disallowed

P16 99		Lee ELLIS		Suzuki SV650 - ATP RACING			
IDEAL LAP TIME : 1:02.321		BEST LAP TIME : 1:02.321		DIFFERENCE : 0.000			
LAP	SECTOR 1	SECTOR 2	LAP TIME	MPH	DIFF	TIME OF DAY	
1 -	40.938	26.633	1:07.571	64.35	5.250	09:49:25.950	
2 -	39.925	26.698	1:06.623	65.27	4.302	09:50:32.573	
3 -	39.713	26.210	1:05.923	65.96	3.602	09:51:38.496	
4 -	38.627	26.235	1:04.862	67.04	2.541	09:52:43.358	
5 -	39.114	25.505	1:04.619	67.29	2.298	09:53:47.977	
6 -	38.387	25.663	1:04.050	67.89	1.729	09:54:52.027	
7 -	38.164	26.090	1:04.254	67.67	1.933	09:55:56.281	
8 -	38.161	25.932	1:04.093	67.84	1.772	09:57:00.374	
9 -	37.768	25.030	1:02.798 (2)	69.24	0.477	09:58:03.172	
10 -	37.809	25.331	1:03.140 (3)	68.87	0.819	09:59:06.312	
11 -	37.773	25.695	1:03.468	68.51	1.147	10:00:09.780	
12 -	37.337	24.984	1:02.321 (1)	69.77		10:01:12.101	

P17 116		Gareth FAITH		Suzuki SV650 - Sitramoto			
IDEAL LAP TIME : 1:02.371		BEST LAP TIME : 1:02.371		DIFFERENCE : 0.000			
LAP	SECTOR 1	SECTOR 2	LAP TIME	MPH	DIFF	TIME OF DAY	
1 -	44.033	27.188	1:11.221	61.05	8.850	09:50:08.824	
2 -	41.784	26.265	1:08.049	63.90	5.678	09:51:16.873	
3 -	39.450	25.616	1:05.066	66.83	2.695	09:52:21.939	
4 -	41.047	25.454	1:06.501	65.39	4.130	09:53:28.440	
5 -	39.062	25.437	1:04.499 (3)	67.42	2.128	09:54:32.939	
6 -	39.514	24.741	1:04.255 (2)	67.67	1.884	09:55:37.194	
7 -	37.969	24.402	1:02.371 (1)	69.72		09:56:39.565	

P18 258		Ande FRIEND		Suzuki SV650 - Flying colours Motorcycle Training			
IDEAL LAP TIME :		BEST LAP TIME : 1:02.378		DIFFERENCE :			
LAP	SECTOR 1	SECTOR 2	LAP TIME	MPH	DIFF	TIME OF DAY	
1 -			1:16.008	57.21	13.630	09:50:01.133	
2 -			1:10.690	61.51	8.312	09:51:11.823	
3 -			1:08.036	63.91	5.658	09:52:19.859	
4 -			1:07.637	64.29	5.259	09:53:27.496	
5 -			1:05.059	66.84	2.681	09:54:32.555	
6 -			1:04.906	66.99	2.528	09:55:37.461	
7 -			1:03.509 (3)	68.47	1.131	09:56:40.970	
8 -			1:03.473 (2)	68.51	1.095	09:57:44.443	
9 -			1:02.378 (1)	69.71		09:58:46.821	

P19 81		Malvern MAY		Suzuki SV650 - IMP racing			
IDEAL LAP TIME : 1:02.420		BEST LAP TIME : 1:03.133		DIFFERENCE : 0.713			
LAP	SECTOR 1	SECTOR 2	LAP TIME	MPH	DIFF	TIME OF DAY	
1 -	42.422	27.857	1:10.279	61.87	7.146	09:50:05.889	
2 -	39.209	27.119	1:06.328	65.56	3.195	09:51:12.217	
3 -	39.450	25.319	1:04.769	67.14	1.636	09:52:16.986	
4 -	39.180	25.954	1:05.134	66.76	2.001	09:53:22.120	
5 -	37.229	25.926	1:03.155 (2)	68.85	0.022	09:54:25.275	
6 -	37.413	25.720	1:03.133 (1)	68.88		09:55:28.408	
7 -	37.570	25.886	1:03.456 (3)	68.52	0.323	09:56:31.864	

BMCRC - MRO Championships 2022 - Rnd 1 @ Brands Hatch Indy

MRO Minitwins

QUALIFYING - SECTOR ANALYSIS



SECTOR 1 = FL to I1, SECTOR 2 = I1 to FL, DIFF = Difference To Personal Best Lap, P = Crossed Finish Line in Pit Lane, D = Time Disallowed

P20 102		Joe THOMAS		Suzuki SV650 -			
IDEAL LAP TIME : 1:03.603		BEST LAP TIME : 1:03.603		DIFFERENCE : 0.000			
LAP	SECTOR 1	SECTOR 2	LAP TIME	MPH	DIFF	TIME OF DAY	
1 -	OUTLAP	28.827	1:18.517	55.38	14.914	09:50:34.784	
2 -	43.730	28.953	1:12.683	59.82	9.080	09:51:47.467	
3 -	43.161	27.777	1:10.938	61.30	7.335	09:52:58.405	
4 -	41.670	27.564	1:09.234	62.81	5.631	09:54:07.639	
5 -	40.951	26.933	1:07.884	64.05	4.281	09:55:15.523	
6 -	40.823	26.419	1:07.242	64.67	3.639	09:56:22.765	
7 -	39.550	26.981	1:06.531 (3)	65.36	2.928	09:57:29.296	
8 -	40.377	26.560	1:06.937	64.96	3.334	09:58:36.233	
9 -	38.193	25.813	1:04.006 (2)	67.94	0.403	09:59:40.239	
10 -	38.108	25.495	1:03.603 (1)	68.37		10:00:43.842	

P21 18		Stephen LANE		Suzuki SV650 -			
IDEAL LAP TIME : 1:03.737		BEST LAP TIME : 1:03.934		DIFFERENCE : 0.197			
LAP	SECTOR 1	SECTOR 2	LAP TIME	MPH	DIFF	TIME OF DAY	
1 -	43.033	28.163	1:11.196	61.07	7.262	09:49:37.153	
2 -	42.905	28.295	1:11.200	61.07	7.266	09:50:48.353	
3 -	41.630	27.644	1:09.274	62.77	5.340	09:51:57.627	
4 -	39.516	26.762	1:06.278	65.61	2.344	09:53:03.905	
5 -	38.990	26.448	1:05.438	66.45	1.504	09:54:09.343	
6 -	40.005	27.249	1:07.254	64.65	3.320	09:55:16.597	
7 -	40.431	26.502	1:06.933	64.96	2.999	09:56:23.530	
8 -	39.207	27.403	1:06.610	65.28	2.676	09:57:30.140	
9 -	38.343	25.861	1:04.204 (3)	67.73	0.270	09:58:34.344	
10 -	38.014	26.170	1:04.184 (2)	67.75	0.250	09:59:38.528	
11 -	37.876	26.058	1:03.934 (1)	68.01		10:00:42.462	

P22 138		Craig JARMIN		Suzuki SV650 - SK PreP			
IDEAL LAP TIME : 1:05.557		BEST LAP TIME : 1:05.723		DIFFERENCE : 0.166			
LAP	SECTOR 1	SECTOR 2	LAP TIME	MPH	DIFF	TIME OF DAY	
1 -	40.671	26.870	1:07.541	64.38	1.818	09:49:14.508	
2 -	39.846	26.594	1:06.440	65.45	0.717	09:50:20.948	
3 -	39.483	27.209	1:06.692	65.20	0.969	09:51:27.640	
4 -	39.999	26.924	1:06.923	64.97	1.200	09:52:34.563	
5 -	40.153	27.321	1:07.474	64.44	1.751	09:53:42.037	
6 -	39.440	27.169	1:06.609	65.28	0.886	09:54:48.646	
7 -	39.739	26.816	1:06.555	65.33	0.832	09:55:55.201	
8 -	39.762	26.484	1:06.246 (3)	65.64	0.523	09:57:01.447	
9 -	39.639	26.722	1:06.361	65.52	0.638	09:58:07.808	
10 -	39.165	26.558	1:05.723 (1)	66.16		09:59:13.531	
11 -	39.968	26.606	1:06.574	65.31	0.851	10:00:20.105	
12 -	39.400	26.392	1:05.792 (2)	66.09	0.069	10:01:25.897	

P23 70		Colin HALL		Suzuki SV650 -			
IDEAL LAP TIME : 1:05.741		BEST LAP TIME : 1:05.741		DIFFERENCE : 0.000			
LAP	SECTOR 1	SECTOR 2	LAP TIME	MPH	DIFF	TIME OF DAY	
1 -	46.913	30.069	1:16.982	56.48	11.241	09:49:36.655	
2 -	43.329	27.824	1:11.153	61.11	5.412	09:50:47.808	
3 -	41.965	27.809	1:09.774	62.32	4.033	09:51:57.582	
4 -	41.735	27.226	1:08.961	63.05	3.220	09:53:06.543	
5 -	41.472	27.812	1:09.284	62.76	3.543	09:54:15.827	
6 -	40.241	27.736	1:07.977	63.97	2.236	09:55:23.804	
7 -	40.513	27.444	1:07.957	63.99	2.216	09:56:31.761	
8 -	39.975	26.928	1:06.903	64.99	1.162	09:57:38.664	
9 -	39.417	26.793	1:06.210 (2)	65.67	0.469	09:58:44.874	
10 -	39.795	26.779	1:06.574 (3)	65.31	0.833	09:59:51.448	
11 -	39.299	26.442	1:05.741 (1)	66.14		10:00:57.189	

BMCRC - MRO Championships 2022 - Rnd 1 @ Brands Hatch Indy

MRO Minitwins

QUALIFYING - SECTOR ANALYSIS



SECTOR 1 = FL to I1, SECTOR 2 = I1 to FL, DIFF = Difference To Personal Best Lap, P = Crossed Finish Line in Pit Lane, D = Time Disallowed

P24 119		Geralt ELLIS		Suzuki SV650 -			
IDEAL LAP TIME : 1:07.664		BEST LAP TIME : 1:08.813		DIFFERENCE : 1.149			
LAP	SECTOR 1	SECTOR 2	LAP TIME	MPH	DIFF	TIME OF DAY	
1 -	44.436	27.828	1:12.264	60.17	3.451	09:49:38.434	
2 -	42.460	27.599	1:10.059	62.07	1.246	09:50:48.493	
3 -	42.753	27.090	1:09.843 (3)	62.26	1.030	09:51:58.336	
4 -	41.692	27.121	1:08.813 (1)	63.19		09:53:07.149	
5 -	41.241	27.689	1:08.930 (2)	63.08	0.117	09:54:16.079	

P25 272		Christopher COWAN		Suzuki SV650 - IMP Racing International			
IDEAL LAP TIME : 1:14.921		BEST LAP TIME : 1:15.032		DIFFERENCE : 0.111			
LAP	SECTOR 1	SECTOR 2	LAP TIME	MPH	DIFF	TIME OF DAY	
1 -	52.290	30.640	1:22.930	52.43	7.898	09:49:39.180	
2 -	48.412	29.875	1:18.287	55.54	3.255	09:50:57.467	
3 -	47.609	30.006	1:17.615	56.02	2.583	09:52:15.082	
4 -	48.138	29.649	1:17.787	55.90	2.755	09:53:32.869	
5 -	46.493	29.833	1:16.326 (2)	56.97	1.294	09:54:49.195	
6 -	46.518	28.514	1:15.032 (1)	57.95		09:56:04.227	
7 -	47.513	29.606	1:17.119	56.38	2.087	09:57:21.346	
8 -	47.037	30.280	1:17.317	56.24	2.285	09:58:38.663	
9 -	46.407	30.745	1:17.152	56.36	2.120	09:59:55.815	
10 -	46.539	30.463	1:17.002 (3)	56.47	1.970	10:01:12.817	

BMCRC - MRO Championships 2022 - Rnd 1 @ Brands Hatch Indy

MRO Minitwins

QUALIFYING - BEST SECTORS

SECTOR 1				SECTOR 2				IDEAL / BEST COMPARISON				
POS	NO	NAME	TIME	NO	NAME	TIME	POS	NO	NAME	IDEAL	BEST	DIFF
									PERFECT LAP	56.928		
1	184	TWYFORD	34.091	19	LILLEY	22.837	1	19	LILLEY	56.952	57.140	0.188
2	19	LILLEY	34.115	66	DUCRAN	22.953	2	184	TWYFORD	57.058	57.262	0.204
3	66	DUCRAN	34.610	184	TWYFORD	22.967	3	66	DUCRAN	57.563	57.563	0.000
4	6	COOPER	34.809	97	MANN	22.993	4	97	MANN	57.865	57.865	0.000
5	97	MANN	34.872	26	DAVIES	23.120	5	234	FLUX	58.199	58.420	0.221
6	166	BAKER	34.939	234	FLUX	23.165	6	26	DAVIES	58.230	58.370	0.140
7	234	FLUX	35.034	166	BAKER	23.412	7	166	BAKER	58.351	58.365	0.014
8	26	DAVIES	35.110	30	WADE	23.444	8	6	COOPER	58.752	58.919	0.167
9	63	PERFITT	35.234	34	JOHNSON	23.751	9	30	WADE	59.065	59.065	0.000
10	30	WADE	35.621	6	COOPER	23.943	10	63	PERFITT	59.351	59.351	0.000
11	47	BOHANAN	36.129	561	LESLIE	24.062	11	47	BOHANAN	1:00.229	1:00.229	0.000
12	121	KENT	36.254	47	BOHANAN	24.100	12	34	JOHNSON	1:00.265	1:00.265	0.000
13	34	JOHNSON	36.514	63	PERFITT	24.117	13	121	KENT	1:00.679	1:01.093	0.414
14	44	PARKER	36.811	44	PARKER	24.376	14	561	LESLIE	1:01.080	1:01.536	0.456
15	561	LESLIE	37.018	116	FAITH	24.402	15	44	PARKER	1:01.187	1:01.219	0.032
16	81	MAY	37.101	121	KENT	24.425	16	99	ELLIS	1:02.321	1:02.321	0.000
17	99	ELLIS	37.337	99	ELLIS	24.984	17	116	FAITH	1:02.371	1:02.371	0.000
18	18	LANE	37.876	81	MAY	25.319	18	81	MAY	1:02.420	1:03.133	0.713
19	116	FAITH	37.969	102	THOMAS	25.495	19	102	THOMAS	1:03.603	1:03.603	0.000
20	102	THOMAS	38.108	18	LANE	25.861	20	18	LANE	1:03.737	1:03.934	0.197
21	138	JARMIN	39.165	138	JARMIN	26.392	21	138	JARMIN	1:05.557	1:05.723	0.166
22	70	HALL	39.299	70	HALL	26.442	22	70	HALL	1:05.741	1:05.741	0.000
23	119	ELLIS	40.574	119	ELLIS	27.090	23	119	ELLIS	1:07.664	1:08.813	1.149
24	272	COWAN	46.407	272	COWAN	28.514	24	272	COWAN	1:14.921	1:15.032	0.111
25							25	258	FRIEND		1:02.378	

BMCRC - MRO Championships 2022 - Rnd 1 @ Brands Hatch Indy

MRO Minitwins

QUALIFYING - STATISTICS

Competitors Started	25
Planned Start	2022-03-12 @ 09:51:00.000
Actual Start	2022-03-12 @ 09:47:33.100
Finish Time	2022-03-12 @ 10:00:29.964
Track Length	1.2079mi.
Total Laps	246
Total Distance Covered	297.1546mi.

Session Fastest Lap History

NO	NAME	LAP TIME	TIME OF DAY	LAP	VEHICLE
34	Andrew JOHNSON	1:05.276	09:49:10.139	1	Suzuki SV650
97	Alex MANN	1:03.628	09:49:10.681	1	Suzuki SV650
26	Glynn DAVIES	1:02.454	09:49:14.983	1	Suzuki SV650
97	Alex MANN	1:01.608	09:50:12.289	2	Suzuki SV650
166	Nik BAKER	1:01.132	09:50:12.994	2	Suzuki SV650
26	Glynn DAVIES	59.121	09:50:14.103	2	Suzuki SV650
234	Andy FLUX	59.065	09:51:27.505	3	Suzuki SV650
184	David TWYFORD	58.939	09:52:21.273	4	Suzuki SV650
26	Glynn DAVIES	58.370	09:53:12.770	5	Suzuki SV650
19	Kevin LILLEY	57.307	09:54:16.103	6	Suzuki SV650
19	Kevin LILLEY	57.140	09:56:12.785	8	Suzuki SV650

Flag History

TYPE	TIME OF DAY
GREEN	09:47:33.100
FINISH	10:00:29.964

Flag Statistics

TYPE	COUNT	TOTAL LAPS	TOTAL TIME
Green	1	13	14:19.759
Red	0	0	0.000
Safety Car	0	0	0.000
FCY	0	0	0.000

BMCRC - MRO Championships 2022 - Rnd 1 @ Brands Hatch Indy



MRO Minitwins

RACE 4 - GRID (10 Laps)

ROW 9	27		26	144 Nick CRONIN	25	272 Christopher COWAN	1:15.032
ROW 8	24	119 Gerallt ELLIS	23	70 Colin HALL	22	138 Craig JARMIN	1:08.813 1:05.741 1:05.723
ROW 7	21	18 Stephen LANE	20	102 Joe THOMAS	19	81 Malvern MAY	1:03.934 1:03.603 1:03.133
ROW 6	18	258 Ande FRIEND	17	116 Gareth FAITH	16	99 Lee ELLIS	1:02.378 1:02.371 1:02.321
ROW 5	15	561 David LESLIE	14	44 Tony PARKER	13	121 Samuel KENT	1:01.536 1:01.219 1:01.093
ROW 4	12	34 Andrew JOHNSON	11	47 Tristan BOHANAN	10	63 Stephen PERFITT	1:00.265 1:00.229 59.351
ROW 3	9	30 Connor WADE	8	6 Martin COOPER	7	234 Andy FLUX	59.065 58.919 58.420
ROW 2	6	26 Glynn DAVIES	5	166 Nik BAKER	4	97 Alex MANN	58.370 58.365 57.865
ROW 1	3	66 Mitch DUCRAN	2	184 David TWYFORD	1	19 Kevin LILLEY	57.563 57.262 57.140
Pole							

Brands Hatch Indy: 1.2079 miles

These results are provisional until the conclusion of any judicial and technical matters.

Clerk Of Course :	Stewards :	Timekeeper : Craig Smith
-------------------	------------	--------------------------

Results can be found at www.tsl-timing.com

Printed - 10:05 Saturday, 12 March 2022



BMCRC - MRO Championships 2022 - Rnd 1 @ Brands Hatch Indy



MRO Minitwins

RACE 4 - CLASSIFICATION

POS	NO	NAME	ENTRY	LAPS	TIME	GAP	DIFF	MPH	BEST	ON
1	184	David TWYFORD	Suzuki SV650 -	10	9:00.199			80.49	52.774	8
2	26	Glynn DAVIES	Suzuki SV650 -	10	9:00.243	0.044	0.044	80.49	52.876	6
3	63	Stephen PERFITT	Suzuki SV650 - PKP Services Ltd	10	9:01.984	1.785	1.741	80.23	53.032	9
4	66	Mitch DUCRAN	Suzuki SV650 - JP Haulage	10	9:02.499	2.300	0.515	80.15	53.057	9
5	19	Kevin LILLEY	Suzuki SV650 - Trafalgar Cleaning Eqpt. / Steve Jor	10	9:03.216	3.017	0.717	80.05	52.689	9
6	6	Martin COOPER	Suzuki SV650 -	10	9:06.133	5.934	2.917	79.62	53.357	6
7	166	Nik BAKER	Suzuki SV650 - K66	10	9:06.870	6.671	0.737	79.51	53.242	6
8	97	Alex MANN	Suzuki SV650 - Michael Jones Jewellers,Esprit Gro	10	9:08.623	8.424	1.753	79.26	53.366	9
9	99	Lee ELLIS	Suzuki SV650 - ATP RACING	10	9:29.750	29.551	21.127	76.32	55.459	2
10	30	Connor WADE	Suzuki SV650 - WELD CARE INDUSTRIES	10	9:29.834	29.635	0.084	76.31	55.865	2
11	81	Malvern MAY	Suzuki SV650 - IMP racing	10	9:29.987	29.788	0.153	76.29	55.458	5
12	234	Andy FLUX	Suzuki SV650 - Mach 1 Automotive LTD / Goodwin	10	9:30.254	30.055	0.267	76.25	55.661	10
13	44	Tony PARKER	Suzuki SV650 - Insta ... emerald_elevators	10	9:31.488	31.289	1.234	76.09	55.392	2
14	34	Andrew JOHNSON	Suzuki SV650 - Rose & Charlie Racing	10	9:39.370	39.171	7.882	75.05	56.673	2
15	258	Ande FRIEND	Suzuki SV650 - Flying colours Motorcycle Training	10	9:39.713	39.514	0.343	75.01	56.395	7
16	47	Tristan BOHANAN	Suzuki SV650 - Myself	10	9:39.877	39.678	0.164	74.99	56.808	8
17	144	Nick CRONIN	Suzuki SV650 -	10	9:40.027	39.828	0.150	74.97	55.650	8
18	561	David LESLIE	Suzuki SV650 -	10	9:40.164	39.965	0.137	74.95	56.213	7
19	116	Gareth FAITH	Suzuki SV650 - Sitramoto	9	9:01.410	1 Lap	1 Lap	72.28	58.478	2
20	138	Craig JARMIN	Suzuki SV650 - SK PreP	9	9:01.851	1 Lap	0.441	72.22	58.554	9
21	70	Colin HALL	Suzuki SV650 -	9	9:06.349	1 Lap	4.498	71.63	57.358	9
22	119	Gerallt ELLIS	Suzuki SV650 -	9	9:28.357	1 Lap	22.008	68.86	1:00.288	8
23	272	Christopher COWAN	Suzuki SV650 - IMP Racing International	8	9:56.817	2 Laps	1 Lap	58.29	1:10.663	8

NOT CLASSIFIED

DNF	121	Samuel KENT	Suzuki SV650 - S Kent Construction LTD.	1	1:05.690	9 Laps	7 Laps	66.19		
DNF	18	Stephen LANE	Suzuki SV650 -	0						

NOT STARTED

NS	102	Joe THOMAS	Suzuki SV650 -							
----	-----	------------	----------------	--	--	--	--	--	--	--

FASTEST LAP

19	Kevin LILLEY	Suzuki SV650 - Trafalgar Cleaning Eqpt. / Steve Jor	9	52.689	82.53 mph	132.82 kph
----	--------------	---	---	--------	-----------	------------

92.5% of Race Speed = 74.45 mph

Weather / Track : Cloudy / Dry

These results are provisional until the conclusion of any judicial and technical matters.

Race Distance: 10 Laps / 12.07 miles

Brands Hatch Indy: 1.2079 miles

Date: 12/03/2022 Start: 12:54 Finish: 13:03

Clerk Of Course :

Stewards :

Timekeeper : Craig Smith

Results can be found at www.tsl-timing.com

Printed - 13:05 Saturday, 12 March 2022



BMCRC - MRO Championships 2022 - Rnd 1 @ Brands Hatch Indy

MRO Minitwins

RACE 4 - LAP CHART

LAP 1 @ 12:55:16.771

NO	BEHIND	LAP TIME
184		59.739
26	0.107	59.846
66	0.207	59.946
6	0.707	1:00.446
63	1.027	1:00.766
19	1.472	1:01.211
166	1.580	1:01.319
30	2.355	1:02.094
97	2.435	1:02.174
234	2.763	1:02.502
44	3.351	1:03.090
99	3.649	1:03.388
81	3.918	1:03.657
47	4.180	1:03.919
34	4.732	1:04.471
121	5.951	1:05.690
561	6.195	1:05.934
258	6.398	1:06.137
144	7.313	1:07.052
138	8.267	1:08.006
116	9.223	1:08.962
119	10.910	1:10.649
70	13.006	1:12.745
272	22.544	1:22.283

LAP 2 @ 12:56:11.125

NO	BEHIND	LAP TIME
184		54.354
26	0.251	54.498
66	0.523	54.670
6	0.877	54.524
63	0.937	54.264
19	1.550	54.432
166	2.051	54.825
97	2.533	54.452
30	3.866	55.865
234	4.105	55.696
44	4.389	55.392
99	4.754	55.459
81	5.334	55.770
34	7.051	56.673
47	7.501	57.675
561	9.419	57.578
258	9.889	57.845
144	10.553	57.594
138	12.759	58.846
116	13.347	58.478
70	20.193	1:01.541
119	20.494	1:03.938
272	45.839	1:17.649

LAP 3 @ 12:57:05.565

NO	BEHIND	LAP TIME
184		54.440
26	0.101	54.290
66	0.254	54.171
63	0.553	54.056
19	1.315	54.205
6	1.629	55.192
166	1.837	54.226
97	2.418	54.325
30	5.851	56.425

234	5.933	56.268
99	6.447	56.133
44	6.467	56.518
81	6.979	56.085
34	10.375	57.764
47	10.820	57.759
561	12.165	57.186
258	12.786	57.337
144	13.903	57.790
116	17.830	58.923
138	17.967	59.648
70	26.031	1:00.278
119	31.521	1:05.467

LAP 4 @ 12:57:58.862

NO	BEHIND	LAP TIME
26		53.196
184	0.413	53.710
66	0.807	53.850
63	0.906	53.650
19	2.187	54.169
6	2.609	54.277
166	2.928	54.388
97	4.409	55.288
30	9.704	57.150
99	10.140	56.990
44	10.303	57.133
234	10.368	57.732
81	11.091	57.409
272	1 Lap	1:15.316
34	14.648	57.570
47	15.078	57.555
561	16.166	57.298
258	16.328	56.839
144	17.550	56.944
116	23.489	58.956
138	24.192	59.522
70	32.158	59.424
119	41.111	1:02.887

LAP 5 @ 12:58:52.066

NO	BEHIND	LAP TIME
26		53.204
184	0.148	52.939
63	0.931	53.229
66	1.080	53.477
19	2.481	53.498
6	2.846	53.441
166	3.261	53.537
97	5.215	54.010
99	12.626	55.690
30	12.743	56.243
44	12.998	55.899
234	13.127	55.963
81	13.345	55.458
34	18.467	57.023
47	18.957	57.083
258	20.135	57.011
561	21.002	58.040
144	21.554	57.208
116	30.251	59.966
138	30.593	59.605
272	1 Lap	1:12.518
70	38.054	59.100
119	50.020	1:02.113

LAP 6 @ 12:59:44.942

NO	BEHIND	LAP TIME
26		52.876
184	0.079	52.807
63	1.107	53.052
66	1.403	53.199
19	2.744	53.139
6	3.327	53.357
166	3.627	53.242
97	6.245	53.906
30	16.472	56.605
99	16.550	56.800
44	16.768	56.646
81	16.903	56.434
234	17.179	56.928
34	22.559	56.968
47	23.059	56.978
258	24.396	57.137
561	25.023	56.897
144	25.423	56.745
116	36.838	59.463
138	36.999	59.282
70	44.815	59.637
272	1 Lap	1:11.928

LAP 7 @ 13:00:38.286

NO	BEHIND	LAP TIME
26		53.344
184	0.259	53.524
63	1.049	53.286
66	1.375	53.316
19	2.948	53.548
6	3.806	53.823
166	4.132	53.849
119	1 Lap	1:01.107
97	6.589	53.688
99	19.497	56.291
30	19.615	56.487
44	19.786	56.362
81	19.924	56.365
234	20.155	56.320
34	26.517	57.302
47	26.972	57.257
258	27.447	56.395
561	27.892	56.213
144	28.367	56.288
116	42.539	59.045
138	43.260	59.605
70	49.767	58.296

LAP 8 @ 13:01:31.237

NO	BEHIND	LAP TIME
26		52.951
184	0.082	52.774
63	1.589	53.491
66	1.859	53.435
19	3.044	53.047
6	4.428	53.573
166	5.313	54.132
97	7.309	53.671
119	1 Lap	1:00.928
272	2 Laps	1:13.538
99	22.897	56.351
30	23.032	56.368

44	23.185	56.350
81	23.347	56.374
234	23.574	56.370
34	30.305	56.739
47	30.829	56.808
258	30.982	56.486
144	31.066	55.650
561	31.812	56.871
116	48.379	58.791
138	49.092	58.783

LAP 9 @ 13:02:24.158

NO	BEHIND	LAP TIME
26		52.921
184	0.050	52.889
63	1.700	53.032
70	1 Lap	57.970
66	1.995	53.057
19	2.812	52.689
6	5.013	53.506
166	6.304	53.912
97	7.754	53.366
119	1 Lap	1:00.288
99	26.083	56.107
30	26.145	56.034
81	27.157	56.731
234	27.467	56.814
44	28.043	57.779
34	35.439	58.055
47	35.690	57.782
258	35.832	57.771
144	36.020	57.875
561	36.282	57.391
272	2 Laps	1:12.922

LAP 10 @ 13:03:17.231

NO	BEHIND	LAP TIME
184		53.023
26	0.044	53.117
116	1 Lap	58.826
138	1 Lap	58.554
63	1.785	53.158
66	2.300	53.378
19	3.017	53.278
6	5.934	53.994
70	1 Lap	57.358
166	6.671	53.440
97	8.424	53.743
119	1 Lap	1:00.980
99	29.551	56.541
30	29.635	56.563
81	29.788	55.704
234	30.055	55.661
44	31.289	56.319
34	39.171	56.805
258	39.514	56.755
47	39.678	57.061
144	39.828	56.881
561	39.965	56.756
272	2 Laps	1:10.663

BMCRC - MRO Championships 2022 - Rnd 1 @ Brands Hatch Indy

MRO Minitwins

RACE 4 - SECTOR ANALYSIS



SECTOR 1 = FL to I1, SECTOR 2 = I1 to FL, DIFF = Difference To Personal Best Lap, P = Crossed Finish Line in Pit Lane, D = Time Disallowed

P1 184		David TWYFORD		Suzuki SV650 -			
IDEAL LAP TIME : 52.513		BEST LAP TIME : 52.774		DIFFERENCE : 0.261			
LAP	SECTOR 1	SECTOR 2	LAP TIME	MPH	DIFF	TIME OF DAY	
1 -		22.183	59.739	72.79	6.965	12:55:16.771	
2 -	32.447	21.907	54.354	80.00	1.580	12:56:11.125	
3 -	32.454	21.986	54.440	79.87	1.666	12:57:05.565	
4 -	32.251	21.459	53.710	80.96	0.936	12:57:59.275	
5 -	31.699	21.240	52.939	82.14	0.165	12:58:52.214	
6 -	31.673	21.134	52.807 (2)	82.34	0.033	12:59:45.021	
7 -	32.294	21.230	53.524	81.24	0.750	13:00:38.545	
8 -	31.769	21.005	52.774 (1)	82.40		13:01:31.319	
9 -	31.592	21.297	52.889 (3)	82.22	0.115	13:02:24.208	
10 -	31.508	21.515	53.023	82.01	0.249	13:03:17.231	

P2 26		Glynn DAVIES		Suzuki SV650 -			
IDEAL LAP TIME : 52.660		BEST LAP TIME : 52.876		DIFFERENCE : 0.216			
LAP	SECTOR 1	SECTOR 2	LAP TIME	MPH	DIFF	TIME OF DAY	
1 -		22.030	59.846	72.66	6.970	12:55:16.878	
2 -	32.724	21.774	54.498	79.79	1.622	12:56:11.376	
3 -	32.316	21.974	54.290	80.09	1.414	12:57:05.666	
4 -	31.751	21.445	53.196	81.74	0.320	12:57:58.862	
5 -	31.746	21.458	53.204	81.73	0.328	12:58:52.066	
6 -	31.621	21.255	52.876 (1)	82.24		12:59:44.942	
7 -	31.886	21.458	53.344	81.52	0.468	13:00:38.286	
8 -	31.672	21.279	52.951 (3)	82.12	0.075	13:01:31.237	
9 -	31.638	21.283	52.921 (2)	82.17	0.045	13:02:24.158	
10 -	31.405	21.712	53.117	81.86	0.241	13:03:17.275	

P3 63		Stephen PERFITT		Suzuki SV650 - PKP Services Ltd			
IDEAL LAP TIME : 52.854		BEST LAP TIME : 53.032		DIFFERENCE : 0.178			
LAP	SECTOR 1	SECTOR 2	LAP TIME	MPH	DIFF	TIME OF DAY	
1 -		22.147	1:00.766	71.56	7.734	12:55:17.798	
2 -	32.578	21.686	54.264	80.13	1.232	12:56:12.062	
3 -	32.209	21.847	54.056	80.44	1.024	12:57:06.118	
4 -	32.214	21.436	53.650	81.05	0.618	12:57:59.768	
5 -	31.953	21.276	53.229	81.69	0.197	12:58:52.997	
6 -	31.758	21.294	53.052 (2)	81.96	0.020	12:59:46.049	
7 -	31.993	21.293	53.286	81.60	0.254	13:00:39.335	
8 -	32.171	21.320	53.491	81.29	0.459	13:01:32.826	
9 -	31.578	21.454	53.032 (1)	81.99		13:02:25.858	
10 -	31.799	21.359	53.158 (3)	81.80	0.126	13:03:19.016	

P4 66		Mitch DUCRAN		Suzuki SV650 - JP Haulage			
IDEAL LAP TIME : 52.860		BEST LAP TIME : 53.057		DIFFERENCE : 0.197			
LAP	SECTOR 1	SECTOR 2	LAP TIME	MPH	DIFF	TIME OF DAY	
1 -		21.967	59.946	72.54	6.889	12:55:16.978	
2 -	32.782	21.888	54.670	79.54	1.613	12:56:11.648	
3 -	32.209	21.962	54.171	80.27	1.114	12:57:05.819	
4 -	32.274	21.576	53.850	80.75	0.793	12:57:59.669	
5 -	32.225	21.252	53.477	81.31	0.420	12:58:53.146	
6 -	31.950	21.249	53.199 (2)	81.74	0.142	12:59:46.345	
7 -	31.799	21.517	53.316 (3)	81.56	0.259	13:00:39.661	
8 -	32.134	21.301	53.435	81.38	0.378	13:01:33.096	
9 -	31.611	21.446	53.057 (1)	81.96		13:02:26.153	
10 -	31.977	21.401	53.378	81.46	0.321	13:03:19.531	

BMCRC - MRO Championships 2022 - Rnd 1 @ Brands Hatch Indy

MRO Minitwins

RACE 4 - SECTOR ANALYSIS



SECTOR 1 = FL to I1, SECTOR 2 = I1 to FL, DIFF = Difference To Personal Best Lap, P = Crossed Finish Line in Pit Lane, D = Time Disallowed

P5 19		Kevin LILLEY		Suzuki SV650 - Trafalgar Cleaning Eqpt. / Steve Jordan Motorcy			
IDEAL LAP TIME : 52.689		BEST LAP TIME : 52.689		DIFFERENCE : 0.000			
LAP	SECTOR 1	SECTOR 2	LAP TIME	MPH	DIFF	TIME OF DAY	
1 -		22.231	1:01.211	71.04	8.522	12:55:18.243	
2 -	32.604	21.828	54.432	79.89	1.743	12:56:12.675	
3 -	32.193	22.012	54.205	80.22	1.516	12:57:06.880	
4 -	32.522	21.647	54.169	80.27	1.480	12:58:01.049	
5 -	31.869	21.629	53.498	81.28	0.809	12:58:54.547	
6 -	31.662	21.477	53.139 (3)	81.83	0.450	12:59:47.686	
7 -	31.910	21.638	53.548	81.20	0.859	13:00:41.234	
8 -	31.665	21.382	53.047 (2)	81.97	0.358	13:01:34.281	
9 -	31.521	21.168	52.689 (1)	82.53		13:02:26.970	
10 -	32.022	21.256	53.278	81.62	0.589	13:03:20.248	

P6 6		Martin COOPER		Suzuki SV650 -			
IDEAL LAP TIME : 53.316		BEST LAP TIME : 53.357		DIFFERENCE : 0.041			
LAP	SECTOR 1	SECTOR 2	LAP TIME	MPH	DIFF	TIME OF DAY	
1 -		22.102	1:00.446	71.94	7.089	12:55:17.478	
2 -	32.574	21.950	54.524	79.75	1.167	12:56:12.002	
3 -	33.308	21.884	55.192	78.79	1.835	12:57:07.194	
4 -	32.453	21.824	54.277	80.11	0.920	12:58:01.471	
5 -	31.849	21.592	53.441 (2)	81.37	0.084	12:58:54.912	
6 -	31.724	21.633	53.357 (1)	81.50		12:59:48.269	
7 -	31.972	21.851	53.823	80.79	0.466	13:00:42.092	
8 -	31.895	21.678	53.573	81.17	0.216	13:01:35.665	
9 -	31.879	21.627	53.506 (3)	81.27	0.149	13:02:29.171	
10 -	31.874	22.120	53.994	80.53	0.637	13:03:23.165	

P7 166		Nik BAKER		Suzuki SV650 - K66			
IDEAL LAP TIME : 53.170		BEST LAP TIME : 53.242		DIFFERENCE : 0.072			
LAP	SECTOR 1	SECTOR 2	LAP TIME	MPH	DIFF	TIME OF DAY	
1 -		21.984	1:01.319	70.91	8.077	12:55:18.351	
2 -	32.600	22.225	54.825	79.31	1.583	12:56:13.176	
3 -	32.279	21.947	54.226	80.19	0.984	12:57:07.402	
4 -	32.520	21.868	54.388	79.95	1.146	12:58:01.790	
5 -	32.094	21.443	53.537 (3)	81.22	0.295	12:58:55.327	
6 -	31.824	21.418	53.242 (1)	81.67		12:59:48.569	
7 -	32.069	21.780	53.849	80.75	0.607	13:00:42.418	
8 -	32.481	21.651	54.132	80.33	0.890	13:01:36.550	
9 -	32.566	21.346	53.912	80.66	0.670	13:02:30.462	
10 -	32.041	21.399	53.440 (2)	81.37	0.198	13:03:23.902	

P8 97		Alex MANN		Suzuki SV650 - Michael Jones Jewellers, Esprit Group, TT50 cars			
IDEAL LAP TIME : 53.366		BEST LAP TIME : 53.366		DIFFERENCE : 0.000			
LAP	SECTOR 1	SECTOR 2	LAP TIME	MPH	DIFF	TIME OF DAY	
1 -		21.932	1:02.174	69.94	8.808	12:55:19.206	
2 -	32.717	21.735	54.452	79.86	1.086	12:56:13.658	
3 -	32.569	21.756	54.325	80.04	0.959	12:57:07.983	
4 -	33.429	21.859	55.288	78.65	1.922	12:58:03.271	
5 -	32.162	21.848	54.010	80.51	0.644	12:58:57.281	
6 -	32.175	21.731	53.906	80.67	0.540	12:59:51.187	
7 -	32.082	21.606	53.688 (3)	80.99	0.322	13:00:44.875	
8 -	32.215	21.456	53.671 (2)	81.02	0.305	13:01:38.546	
9 -	31.998	21.368	53.366 (1)	81.48		13:02:31.912	
10 -	32.219	21.524	53.743	80.91	0.377	13:03:25.655	

BMCRC - MRO Championships 2022 - Rnd 1 @ Brands Hatch Indy

MRO Minitwins

RACE 4 - SECTOR ANALYSIS



SECTOR 1 = FL to I1, SECTOR 2 = I1 to FL, DIFF = Difference To Personal Best Lap, P = Crossed Finish Line in Pit Lane, D = Time Disallowed

P9 99		Lee ELLIS		Suzuki SV650 - ATP RACING			
IDEAL LAP TIME : 55.459		BEST LAP TIME : 55.459		DIFFERENCE : 0.000			
LAP	SECTOR 1	SECTOR 2	LAP TIME	MPH	DIFF	TIME OF DAY	
1 -		22.630	1:03.388	68.60	7.929	12:55:20.420	
2 -	33.355	22.104	55.459 (1)	78.41		12:56:15.879	
3 -	33.620	22.513	56.133	77.46	0.674	12:57:12.012	
4 -	34.205	22.785	56.990	76.30	1.531	12:58:09.002	
5 -	33.394	22.296	55.690 (2)	78.08	0.231	12:59:04.692	
6 -	34.208	22.592	56.800	76.55	1.341	13:00:01.492	
7 -	33.980	22.311	56.291	77.25	0.832	13:00:57.783	
8 -	33.906	22.445	56.351	77.16	0.892	13:01:54.134	
9 -	33.928	22.179	56.107 (3)	77.50	0.648	13:02:50.241	
10 -	34.367	22.174	56.541	76.91	1.082	13:03:46.782	

P10 30		Connor WADE		Suzuki SV650 - WELD CARE INDUSTRIES			
IDEAL LAP TIME : 55.815		BEST LAP TIME : 55.865		DIFFERENCE : 0.050			
LAP	SECTOR 1	SECTOR 2	LAP TIME	MPH	DIFF	TIME OF DAY	
1 -		22.240	1:02.094	70.03	6.229	12:55:19.126	
2 -	33.766	22.099	55.865 (1)	77.84		12:56:14.991	
3 -	33.834	22.591	56.425	77.06	0.560	12:57:11.416	
4 -	34.336	22.814	57.150	76.09	1.285	12:58:08.566	
5 -	34.014	22.229	56.243 (3)	77.31	0.378	12:59:04.809	
6 -	33.960	22.645	56.605	76.82	0.740	13:00:01.414	
7 -	34.193	22.294	56.487	76.98	0.622	13:00:57.901	
8 -	33.879	22.489	56.368	77.14	0.503	13:01:54.269	
9 -	33.985	22.049	56.034 (2)	77.60	0.169	13:02:50.303	
10 -	34.421	22.142	56.563	76.88	0.698	13:03:46.866	

P11 81		Malvern MAY		Suzuki SV650 - IMP racing			
IDEAL LAP TIME : 55.286		BEST LAP TIME : 55.458		DIFFERENCE : 0.172			
LAP	SECTOR 1	SECTOR 2	LAP TIME	MPH	DIFF	TIME OF DAY	
1 -		22.489	1:03.657	68.31	8.199	12:55:20.689	
2 -	33.561	22.209	55.770 (3)	77.97	0.312	12:56:16.459	
3 -	33.208	22.877	56.085	77.53	0.627	12:57:12.544	
4 -	34.124	23.285	57.409	75.74	1.951	12:58:09.953	
5 -	33.380	22.078	55.458 (1)	78.41		12:59:05.411	
6 -	34.088	22.346	56.434	77.05	0.976	13:00:01.845	
7 -	34.203	22.162	56.365	77.15	0.907	13:00:58.210	
8 -	33.991	22.383	56.374	77.13	0.916	13:01:54.584	
9 -	33.985	22.746	56.731	76.65	1.273	13:02:51.315	
10 -	33.580	22.124	55.704 (2)	78.06	0.246	13:03:47.019	

P12 234		Andy FLUX		Suzuki SV650 - Mach 1 Automotive LTD / Goodwin Pest Manag			
IDEAL LAP TIME : 55.505		BEST LAP TIME : 55.661		DIFFERENCE : 0.156			
LAP	SECTOR 1	SECTOR 2	LAP TIME	MPH	DIFF	TIME OF DAY	
1 -		22.017	1:02.502	69.57	6.841	12:55:19.534	
2 -	33.498	22.198	55.696 (2)	78.07	0.035	12:56:15.230	
3 -	33.716	22.552	56.268	77.28	0.607	12:57:11.498	
4 -	34.889	22.843	57.732	75.32	2.071	12:58:09.230	
5 -	33.804	22.159	55.963 (3)	77.70	0.302	12:59:05.193	
6 -	33.985	22.943	56.928	76.38	1.267	13:00:02.121	
7 -	34.054	22.266	56.320	77.21	0.659	13:00:58.441	
8 -	33.935	22.435	56.370	77.14	0.709	13:01:54.811	
9 -	33.946	22.868	56.814	76.54	1.153	13:02:51.625	
10 -	33.488	22.173	55.661 (1)	78.12		13:03:47.286	

BMCRC - MRO Championships 2022 - Rnd 1 @ Brands Hatch Indy

MRO Minitwins

RACE 4 - SECTOR ANALYSIS



SECTOR 1 = FL to I1, SECTOR 2 = I1 to FL, DIFF = Difference To Personal Best Lap, P = Crossed Finish Line in Pit Lane, D = Time Disallowed

P13 44		Tony PARKER		Suzuki SV650 - Insta ... emerald_elevators		
IDEAL LAP TIME : 55.392		BEST LAP TIME : 55.392		DIFFERENCE : 0.000		
LAP	SECTOR 1	SECTOR 2	LAP TIME	MPH	DIFF	TIME OF DAY
1 -		22.558	1:03.090	68.92	7.698	12:55:20.122
2 -	33.390	22.002	55.392 (1)	78.50		12:56:15.514
3 -	33.829	22.689	56.518	76.94	1.126	12:57:12.032
4 -	34.343	22.790	57.133	76.11	1.741	12:58:09.165
5 -	33.744	22.155	55.899 (2)	77.79	0.507	12:59:05.064
6 -	34.015	22.631	56.646	76.76	1.254	13:00:01.710
7 -	34.256	22.106	56.362	77.15	0.970	13:00:58.072
8 -	33.922	22.428	56.350	77.17	0.958	13:01:54.422
9 -	33.974	23.805	57.779	75.26	2.387	13:02:52.201
10 -	34.094	22.225	56.319 (3)	77.21	0.927	13:03:48.520

P14 34		Andrew JOHNSON		Suzuki SV650 - Rose & Charlie Racing		
IDEAL LAP TIME : 56.367		BEST LAP TIME : 56.673		DIFFERENCE : 0.306		
LAP	SECTOR 1	SECTOR 2	LAP TIME	MPH	DIFF	TIME OF DAY
1 -		22.549	1:04.471	67.44	7.798	12:55:21.503
2 -	34.060	22.613	56.673 (1)	76.73		12:56:18.176
3 -	34.870	22.894	57.764	75.28	1.091	12:57:15.940
4 -	34.754	22.816	57.570	75.53	0.897	12:58:13.510
5 -	34.658	22.365	57.023	76.26	0.350	12:59:10.533
6 -	34.542	22.426	56.968	76.33	0.295	13:00:07.501
7 -	34.623	22.679	57.302	75.88	0.629	13:01:04.803
8 -	34.432	22.307	56.739 (2)	76.64	0.066	13:02:01.542
9 -	34.849	23.206	58.055	74.90	1.382	13:02:59.597
10 -	34.359	22.446	56.805 (3)	76.55	0.132	13:03:56.402

P15 258		Ande FRIEND		Suzuki SV650 - Flying colours Motorcycle Training		
IDEAL LAP TIME : 56.269		BEST LAP TIME : 56.395		DIFFERENCE : 0.126		
LAP	SECTOR 1	SECTOR 2	LAP TIME	MPH	DIFF	TIME OF DAY
1 -		23.454	1:06.137	65.75	9.742	12:55:23.169
2 -	35.194	22.651	57.845	75.17	1.450	12:56:21.014
3 -	34.339	22.998	57.337	75.84	0.942	12:57:18.351
4 -	34.338	22.501	56.839	76.50	0.444	12:58:15.190
5 -	34.692	22.319	57.011	76.27	0.616	12:59:12.201
6 -	34.587	22.550	57.137	76.10	0.742	13:00:09.338
7 -	34.154	22.241	56.395 (1)	77.10		13:01:05.733
8 -	34.028	22.458	56.486 (2)	76.98	0.091	13:02:02.219
9 -	34.737	23.034	57.771	75.27	1.376	13:02:59.990
10 -	34.353	22.402	56.755 (3)	76.62	0.360	13:03:56.745

P16 47		Tristan BOHANAN		Suzuki SV650 - Myself		
IDEAL LAP TIME : 56.508		BEST LAP TIME : 56.808		DIFFERENCE : 0.300		
LAP	SECTOR 1	SECTOR 2	LAP TIME	MPH	DIFF	TIME OF DAY
1 -		22.615	1:03.919	68.03	7.111	12:55:20.951
2 -	34.665	23.010	57.675	75.39	0.867	12:56:18.626
3 -	34.639	23.120	57.759	75.28	0.951	12:57:16.385
4 -	34.544	23.011	57.555	75.55	0.747	12:58:13.940
5 -	34.784	22.299	57.083	76.18	0.275	12:59:11.023
6 -	34.370	22.608	56.978 (2)	76.32	0.170	13:00:08.001
7 -	34.413	22.844	57.257	75.94	0.449	13:01:05.258
8 -	34.209	22.599	56.808 (1)	76.54		13:02:02.066
9 -	34.517	23.265	57.782	75.25	0.974	13:02:59.848
10 -	34.359	22.702	57.061 (3)	76.20	0.253	13:03:56.909

BMCRC - MRO Championships 2022 - Rnd 1 @ Brands Hatch Indy

MRO Minitwins

RACE 4 - SECTOR ANALYSIS



SECTOR 1 = FL to I1, SECTOR 2 = I1 to FL, DIFF = Difference To Personal Best Lap, P = Crossed Finish Line in Pit Lane, D = Time Disallowed

P17 144		Nick CRONIN		Suzuki SV650 -			
IDEAL LAP TIME : 55.650		BEST LAP TIME : 55.650		DIFFERENCE : 0.000			
LAP	SECTOR 1	SECTOR 2	LAP TIME	MPH	DIFF	TIME OF DAY	
1 -		23.087	1:07.052	64.85	11.402	12:55:24.084	
2 -	34.601	22.993	57.594	75.50	1.944	12:56:21.678	
3 -	34.654	23.136	57.790	75.24	2.140	12:57:19.468	
4 -	34.329	22.615	56.944	76.36	1.294	12:58:16.412	
5 -	34.734	22.474	57.208	76.01	1.558	12:59:13.620	
6 -	34.086	22.659	56.745 (3)	76.63	1.095	13:00:10.365	
7 -	33.805	22.483	56.288 (2)	77.25	0.638	13:01:06.653	
8 -	33.387	22.263	55.650 (1)	78.14		13:02:02.303	
9 -	34.437	23.438	57.875	75.13	2.225	13:03:00.178	
10 -	34.318	22.563	56.881	76.45	1.231	13:03:57.059	

P18 561		David LESLIE		Suzuki SV650 -			
IDEAL LAP TIME : 56.213		BEST LAP TIME : 56.213		DIFFERENCE : 0.000			
LAP	SECTOR 1	SECTOR 2	LAP TIME	MPH	DIFF	TIME OF DAY	
1 -		23.556	1:05.934	65.95	9.721	12:55:22.966	
2 -	34.957	22.621	57.578	75.52	1.365	12:56:20.544	
3 -	34.331	22.855	57.186	76.04	0.973	12:57:17.730	
4 -	34.498	22.800	57.298	75.89	1.085	12:58:15.028	
5 -	35.730	22.310	58.040	74.92	1.827	12:59:13.068	
6 -	34.511	22.386	56.897	76.42	0.684	13:00:09.965	
7 -	33.984	22.229	56.213 (1)	77.35		13:01:06.178	
8 -	34.583	22.288	56.871 (3)	76.46	0.658	13:02:03.049	
9 -	34.463	22.928	57.391	75.77	1.178	13:03:00.440	
10 -	34.409	22.347	56.756 (2)	76.61	0.543	13:03:57.196	

P19 116		Gareth FAITH		Suzuki SV650 - Sitramoto			
IDEAL LAP TIME : 58.197		BEST LAP TIME : 58.478		DIFFERENCE : 0.281			
LAP	SECTOR 1	SECTOR 2	LAP TIME	MPH	DIFF	TIME OF DAY	
1 -		24.599	1:08.962	63.05	10.484	12:55:25.994	
2 -	35.352	23.126	58.478 (1)	74.36		12:56:24.472	
3 -	35.605	23.318	58.923	73.80	0.445	12:57:23.395	
4 -	35.666	23.290	58.956	73.76	0.478	12:58:22.351	
5 -	36.269	23.697	59.966	72.51	1.488	12:59:22.317	
6 -	36.396	23.067	59.463	73.13	0.985	13:00:21.780	
7 -	36.098	22.947	59.045	73.64	0.567	13:01:20.825	
8 -	35.946	22.845	58.791 (2)	73.96	0.313	13:02:19.616	
9 -	35.744	23.082	58.826 (3)	73.92	0.348	13:03:18.442	

P20 138		Craig JARMIN		Suzuki SV650 - SK PreP			
IDEAL LAP TIME : 58.248		BEST LAP TIME : 58.554		DIFFERENCE : 0.306			
LAP	SECTOR 1	SECTOR 2	LAP TIME	MPH	DIFF	TIME OF DAY	
1 -		23.768	1:08.006	63.94	9.452	12:55:25.038	
2 -	35.454	23.392	58.846 (3)	73.89	0.292	12:56:23.884	
3 -	35.593	24.055	59.648	72.90	1.094	12:57:23.532	
4 -	35.883	23.639	59.522	73.05	0.968	12:58:23.054	
5 -	35.837	23.768	59.605	72.95	1.051	12:59:22.659	
6 -	35.725	23.557	59.282	73.35	0.728	13:00:21.941	
7 -	36.242	23.363	59.605	72.95	1.051	13:01:21.546	
8 -	35.724	23.059	58.783 (2)	73.97	0.229	13:02:20.329	
9 -	35.189	23.365	58.554 (1)	74.26		13:03:18.883	

BMCRC - MRO Championships 2022 - Rnd 1 @ Brands Hatch Indy

MRO Minitwins

RACE 4 - SECTOR ANALYSIS



SECTOR 1 = FL to I1, SECTOR 2 = I1 to FL, DIFF = Difference To Personal Best Lap, P = Crossed Finish Line in Pit Lane, D = Time Disallowed

P21 70		Colin HALL		Suzuki SV650 -			
IDEAL LAP TIME : 57.358		BEST LAP TIME : 57.358		DIFFERENCE : 0.000			
LAP	SECTOR 1	SECTOR 2	LAP TIME	MPH	DIFF	TIME OF DAY	
1 -		28.262	1:12.745	59.77	15.387	12:55:29.777	
2 -	36.962	24.579	1:01.541	70.66	4.183	12:56:31.318	
3 -	36.261	24.017	1:00.278	72.14	2.920	12:57:31.596	
4 -	35.965	23.459	59.424	73.17	2.066	12:58:31.020	
5 -	35.822	23.278	59.100	73.58	1.742	12:59:30.120	
6 -	36.006	23.631	59.637	72.91	2.279	13:00:29.757	
7 -	35.262	23.034	58.296 (3)	74.59	0.938	13:01:28.053	
8 -	35.086	22.884	57.970 (2)	75.01	0.612	13:02:26.023	
9 -	34.702	22.656	57.358 (1)	75.81		13:03:23.381	

P22 119		Gerallt ELLIS		Suzuki SV650 -			
IDEAL LAP TIME : 1:00.288		BEST LAP TIME : 1:00.288		DIFFERENCE : 0.000			
LAP	SECTOR 1	SECTOR 2	LAP TIME	MPH	DIFF	TIME OF DAY	
1 -		25.296	1:10.649	61.55	10.361	12:55:27.681	
2 -	37.697	26.241	1:03.938	68.01	3.650	12:56:31.619	
3 -	39.676	25.791	1:05.467	66.42	5.179	12:57:37.086	
4 -	37.558	25.329	1:02.887	69.14	2.599	12:58:39.973	
5 -	37.199	24.914	1:02.113	70.01	1.825	12:59:42.086	
6 -	36.491	24.616	1:01.107	71.16	0.819	13:00:43.193	
7 -	36.426	24.502	1:00.928 (2)	71.37	0.640	13:01:44.121	
8 -	35.849	24.439	1:00.288 (1)	72.13		13:02:44.409	
9 -	36.498	24.482	1:00.980 (3)	71.31	0.692	13:03:45.389	

P23 272		Christopher COWAN		Suzuki SV650 - IMP Racing International			
IDEAL LAP TIME : 1:10.663		BEST LAP TIME : 1:10.663		DIFFERENCE : 0.000			
LAP	SECTOR 1	SECTOR 2	LAP TIME	MPH	DIFF	TIME OF DAY	
1 -		29.478	1:22.283	52.84	11.620	12:55:39.315	
2 -	45.846	31.803	1:17.649	56.00	6.986	12:56:56.964	
3 -	45.995	29.321	1:15.316	57.73	4.653	12:58:12.280	
4 -	44.703	27.815	1:12.518 (3)	59.96	1.855	12:59:24.798	
5 -	43.742	28.186	1:11.928 (2)	60.45	1.265	13:00:36.726	
6 -	44.816	28.722	1:13.538	59.13	2.875	13:01:50.264	
7 -	44.461	28.461	1:12.922	59.63	2.259	13:03:03.186	
8 -	42.930	27.733	1:10.663 (1)	61.54		13:04:13.849	

P24 121		Samuel KENT		Suzuki SV650 - S Kent Construction LTD.			
IDEAL LAP TIME : 59.660		BEST LAP TIME :		DIFFERENCE :			
LAP	SECTOR 1	SECTOR 2	LAP TIME	MPH	DIFF	TIME OF DAY	
1 -		23.601	1:05.690	66.19		12:55:22.722	

BMCRC - MRO Championships 2022 - Rnd 1 @ Brands Hatch Indy

MRO Minitwins

RACE 4 - BEST SECTORS

SECTOR 1			SECTOR 2			IDEAL / BEST COMPARISON						
POS	NO	NAME	TIME	NO	NAME	TIME	POS	NO	NAME	IDEAL	BEST	DIFF
									PERFECT LAP	52.410		
1	26	DAVIES	31.405	184	TWYFORD	21.005	1	184	TWYFORD	52.513	52.774	0.261
2	184	TWYFORD	31.508	19	LILLEY	21.168	2	26	DAVIES	52.660	52.876	0.216
3	19	LILLEY	31.521	66	DUCRAN	21.249	3	19	LILLEY	52.689	52.689	0.000
4	63	PERFITT	31.578	26	DAVIES	21.255	4	63	PERFITT	52.854	53.032	0.178
5	66	DUCRAN	31.611	63	PERFITT	21.276	5	66	DUCRAN	52.860	53.057	0.197
6	6	COOPER	31.724	166	BAKER	21.346	6	166	BAKER	53.170	53.242	0.072
7	166	BAKER	31.824	97	MANN	21.368	7	6	COOPER	53.316	53.357	0.041
8	97	MANN	31.998	6	COOPER	21.592	8	97	MANN	53.366	53.366	0.000
9	81	MAY	33.208	44	PARKER	22.002	9	81	MAY	55.286	55.458	0.172
10	99	ELLIS	33.355	234	FLUX	22.017	10	44	PARKER	55.392	55.392	0.000
11	144	CRONIN	33.387	30	WADE	22.049	11	99	ELLIS	55.459	55.459	0.000
12	44	PARKER	33.390	81	MAY	22.078	12	234	FLUX	55.505	55.661	0.156
13	234	FLUX	33.488	99	ELLIS	22.104	13	144	CRONIN	55.650	55.650	0.000
14	30	WADE	33.766	561	LESLIE	22.229	14	30	WADE	55.815	55.865	0.050
15	561	LESLIE	33.984	258	FRIEND	22.241	15	561	LESLIE	56.213	56.213	0.000
16	258	FRIEND	34.028	144	CRONIN	22.263	16	258	FRIEND	56.269	56.395	0.126
17	34	JOHNSON	34.060	47	BOHANAN	22.299	17	34	JOHNSON	56.367	56.673	0.306
18	47	BOHANAN	34.209	34	JOHNSON	22.307	18	47	BOHANAN	56.508	56.808	0.300
19	70	HALL	34.702	70	HALL	22.656	19	70	HALL	57.358	57.358	0.000
20	138	JARMIN	35.189	116	FAITH	22.845	20	116	FAITH	58.197	58.478	0.281
21	116	FAITH	35.352	138	JARMIN	23.059	21	138	JARMIN	58.248	58.554	0.306
22	119	ELLIS	35.849	121	KENT	23.601	22	121	KENT	59.660		
23	121	KENT	36.059	119	ELLIS	24.439	23	119	ELLIS	1:00.288	1:00.288	0.000
24	272	COWAN	42.930	272	COWAN	27.733	24	272	COWAN	1:10.663	1:10.663	0.000
25												

BMCRC - MRO Championships 2022 - Rnd 1 @ Brands Hatch Indy

MRO Minitwins

RACE 4 - STATISTICS

Competitors Started	25
Planned Start	2022-03-12 @ 12:50:00.000
Actual Start	2022-03-12 @ 12:54:17.031
Finish Time	2022-03-12 @ 13:03:17.230
Track Length	1.2079mi.
Total Laps	225
Total Distance Covered	271.7877mi.

Session Fastest Lap History

NO	NAME	LAP TIME	TIME OF DAY	LAP	VEHICLE
184	David TWYFORD	54.354	12:56:11.139	2	Suzuki SV650
63	Stephen PERFITT	54.264	12:56:12.062	2	Suzuki SV650
66	Mitch DUCRAN	54.171	12:57:05.846	3	Suzuki SV650
63	Stephen PERFITT	54.056	12:57:06.136	3	Suzuki SV650
26	Glynn DAVIES	53.196	12:57:58.890	4	Suzuki SV650
184	David TWYFORD	52.939	12:58:52.229	5	Suzuki SV650
26	Glynn DAVIES	52.876	12:59:44.970	6	Suzuki SV650
184	David TWYFORD	52.807	12:59:45.035	6	Suzuki SV650
184	David TWYFORD	52.774	13:01:31.319	8	Suzuki SV650
19	Kevin LILLEY	52.689	13:02:26.992	9	Suzuki SV650

Session Leader History

NO	NAME	FROM LAP	LAPS LED	DISTANCE	VEHICLE
184	David TWYFORD	1	3	3.62 miles	Suzuki SV650
26	Glynn DAVIES	4	6	7.24 miles	Suzuki SV650
184	David TWYFORD	10	1	1.20 miles	Suzuki SV650

Flag History

TYPE	TIME OF DAY
GREEN	12:54:17.031
FINISH	13:03:17.230

Flag Statistics

TYPE	COUNT	TOTAL LAPS	TOTAL TIME
Green	1	10	10:05.969
Red	0	0	0.000
Safety Car	0	0	0.000
FCY	0	0	0.000

BMCRC - MRO Championships 2022 - Rnd 1 @ Brands Hatch Indy



MRO Minitwins

RACE 14 - GRID (10 Laps)

ROW 9	27		26	102	Joe THOMAS	25	18	Stephen LANE
ROW 8	24	1:10.663	23	119	Gerallt ELLIS	22	138	Craig JARMIN
ROW 7	21	58.478	20	70	Colin HALL	19	121	Samuel KENT
ROW 6	18	56.808	17	34	Andrew JOHNSON	16	258	Ande FRIEND
ROW 5	15	56.213	14	30	Connor WADE	13	234	Andy FLUX
ROW 4	12	55.650	11	99	Lee ELLIS	10	81	Malvern MAY
ROW 3	9	55.392	8	97	Alex MANN	7	6	Martin COOPER
ROW 2	6	53.242	5	66	Mitch DUCRAN	4	63	Stephen PERFITT
ROW 1	3	52.876	2	184	David TWYFORD	1	19	Kevin LILLEY
Pole								

Brands Hatch Indy: 1.2079 miles

These results are provisional until the conclusion of any judicial and technical matters.

Clerk Of Course :	Stewards :	Timekeeper : Craig Smith
-------------------	------------	--------------------------

Results can be found at www.tsl-timing.com

Printed - 13:07 Saturday, 12 March 2022



BMCRC - MRO Championships 2022 - Rnd 1 @ Brands Hatch Indy



MRO Minitwins

RACE 14 - CLASSIFICATION

POS	NO	NAME	ENTRY	LAPS	TIME	GAP	DIFF	MPH	BEST	ON
1	26	Glynn DAVIES	Suzuki SV650 -	10	8:48.069			82.34	51.857	5
2	184	David TWYFORD	Suzuki SV650 -	10	8:53.251	5.182	5.182	81.54	52.390	5
3	63	Stephen PERFITT	Suzuki SV650 - PKP Services Ltd	10	9:02.355	14.286	9.104	80.17	52.951	6
4	19	Kevin LILLEY	Suzuki SV650 - Trafalgar Cleaning Eqpt. / Steve Jorr	10	9:03.310	15.241	0.955	80.03	53.362	9
5	66	Mitch DUCRAN	Suzuki SV650 - JP Haulage	10	9:03.402	15.333	0.092	80.02	53.339	8
6	6	Martin COOPER	Suzuki SV650 -	10	9:03.944	15.875	0.542	79.94	53.150	8
7	97	Alex MANN	Suzuki SV650 - Michael Jones Jewellers,Esprit Grou	10	9:04.139	16.070	0.195	79.91	53.149	8
8	166	Nik BAKER	Suzuki SV650 - K66	10	9:04.563	16.494	0.424	79.85	53.360	8
9	102	Joe THOMAS	Suzuki SV650 -	10	9:21.376	33.307	16.813	77.46	55.104	5
10	234	Andy FLUX	Suzuki SV650 - Mach 1 Automotive LTD / Goodwin F	10	9:24.056	35.987	2.680	77.09	54.738	8
11	81	Malvern MAY	Suzuki SV650 - IMP racing	10	9:25.327	37.258	1.271	76.92	55.586	6
12	30	Connor WADE	Suzuki SV650 - WELD CARE INDUSTRIES	10	9:28.048	39.979	2.721	76.55	55.559	7
13	144	Nick CRONIN	Suzuki SV650 -	10	9:29.346	41.277	1.298	76.37	55.199	10
14	99	Lee ELLIS	Suzuki SV650 - ATP RACING	10	9:31.812	43.743	2.466	76.04	54.956	9
15	34	Andrew JOHNSON	Suzuki SV650 - Rose & Charlie Racing	10	9:35.982	47.913	4.170	75.49	56.065	6
16	47	Tristan BOHANAN	Suzuki SV650 - Myself	10	9:36.193	48.124	0.211	75.47	56.192	7
17	561	David LESLIE	Suzuki SV650 -	10	9:36.422	48.353	0.229	75.44	56.264	10
18	258	Ande FRIEND	Suzuki SV650 - Flying colours Motorcycle Training	10	9:37.095	49.026	0.673	75.35	56.196	8
19	44	Tony PARKER	Suzuki SV650 - Insta ... emerald_elevators	10	9:37.521	49.452	0.426	75.29	56.306	7
20	18	Stephen LANE	Suzuki SV650 -	9	8:53.347	1 Lap	1 Lap	73.38	56.761	9
21	70	Colin HALL	Suzuki SV650 -	9	8:53.401	1 Lap	0.054	73.37	56.961	9
22	138	Craig JARMIN	Suzuki SV650 - SK PreP	9	9:04.505	1 Lap	11.104	71.87	58.659	2
23	116	Gareth FAITH	Suzuki SV650 - Sitramoto	9	9:04.582	1 Lap	0.077	71.86	59.071	3
24	119	Gerallt ELLIS	Suzuki SV650 -	9	9:14.450	1 Lap	9.868	70.58	59.412	6
25	272	Christopher COWAN	Suzuki SV650 - IMP Racing International	7	8:49.760	3 Laps	2 Laps	57.46	1:13.237	6

FASTEST LAP

26	Glynn DAVIES	Suzuki SV650 -	5	51.857	83.85 mph	134.95 kph
----	--------------	----------------	---	--------	-----------	------------

92.5% of Race Speed = 76.16 mph

Weather / Track : Cloudy / Dry

These results are provisional until the conclusion of any judicial and technical matters.

Race Distance: 10 Laps / 12.07 miles

Brands Hatch Indy: 1.2079 miles

Date: 12/03/2022 Start: 16:13 Finish: 16:21

Clerk Of Course :	Stewards :	Timekeeper : Craig Smith
-------------------	------------	--------------------------

Results can be found at www.tsl-timing.com

Printed - 16:23 Saturday, 12 March 2022



BMCRC - MRO Championships 2022 - Rnd 1 @ Brands Hatch Indy

MRO Minitwins

RACE 14 - LAP CHART

LAP 1 @ 16:14:08.972

NO	BEHIND	LAP TIME
26		57.349
184	0.422	57.771
63	1.448	58.797
19	2.183	59.532
6	2.690	1:00.039
66	2.789	1:00.138
166	3.144	1:00.493
97	3.662	1:01.011
99	4.145	1:01.494
81	4.937	1:02.286
102	5.149	1:02.498
30	6.298	1:03.647
44	6.409	1:03.758
561	6.668	1:04.017
234	7.079	1:04.428
258	7.086	1:04.435
144	7.260	1:04.609
34	7.472	1:04.821
47	8.048	1:05.397
138	8.961	1:06.310
70	9.410	1:06.759
116	10.086	1:07.435
18	10.410	1:07.759
119	15.512	1:12.861
272	27.755	1:25.104

LAP 2 @ 16:15:02.200

NO	BEHIND	LAP TIME
26		53.228
184	0.339	53.145
63	1.990	53.770
19	2.560	53.605
6	2.991	53.529
66	3.082	53.521
166	3.447	53.531
97	4.310	53.876
99	6.229	55.312
102	7.037	55.116
81	7.843	56.134
30	9.431	56.361
44	10.974	57.793
234	11.049	57.198
561	11.131	57.691
34	11.352	57.108
258	11.739	57.881
144	11.822	57.790
47	12.363	57.543
138	14.392	58.659
70	14.759	58.577
116	16.406	59.548
18	16.663	59.481
119	24.257	1:01.973
272	50.231	1:15.704

LAP 3 @ 16:15:54.650

NO	BEHIND	LAP TIME
26		52.450
184	0.317	52.428
63	3.559	54.019
19	3.812	53.702
6	4.172	53.631
66	4.277	53.645

166	4.582	53.585
97	5.716	53.856
99	9.420	55.641
102	10.614	56.027
81	11.734	56.341
30	13.103	56.122
234	14.223	55.624
44	15.925	57.401
34	16.001	57.099
144	16.094	56.722
561	16.221	57.540
258	16.830	57.541
47	16.918	57.005
138	21.199	59.257
18	21.695	57.482
70	22.366	1:00.057
116	23.027	59.071
119	32.655	1:00.848

LAP 4 @ 16:16:46.754

NO	BEHIND	LAP TIME
26		52.104
184	0.920	52.707
19	5.674	53.966
6	5.710	53.642
63	6.149	54.694
66	6.335	54.162
166	6.775	54.297
97	7.339	53.727
99	13.220	55.904
102	13.827	55.317
81	15.649	56.019
30	16.825	55.826
234	17.194	55.075
272	1 Lap	1:13.850
34	21.013	57.116
44	21.149	57.328
144	21.266	57.276
561	21.478	57.361
258	21.819	57.093
47	21.905	57.091
138	28.877	59.782
18	28.959	59.368
70	29.187	58.925
116	30.359	59.436
119	40.395	59.844

LAP 5 @ 16:17:38.611

NO	BEHIND	LAP TIME
26		51.857
184	1.453	52.390
19	7.216	53.399
6	7.867	54.014
63	7.953	53.661
66	8.243	53.765
166	8.557	53.639
97	8.868	53.386
102	17.074	55.104
99	17.166	55.803
81	19.410	55.618
234	20.954	55.617
30	20.970	56.002
144	24.946	55.537
34	26.003	56.847
47	26.267	56.219

44	26.863	57.571
561	26.999	57.378
258	27.381	57.419
18	35.871	58.769
70	36.219	58.889
138	37.990	1:00.970
116	38.177	59.675
272	1 Lap	1:13.467
119	48.386	59.848

LAP 6 @ 16:18:30.487

NO	BEHIND	LAP TIME
26		51.876
184	2.007	52.430
19	8.760	53.420
63	9.028	52.951
6	9.687	53.696
66	10.037	53.670
166	10.185	53.504
97	10.589	53.597
102	20.802	55.604
99	21.699	56.409
81	23.120	55.586
234	24.973	55.895
30	25.342	56.248
144	28.374	55.304
34	30.192	56.065
47	30.780	56.389
44	31.777	56.790
561	31.866	56.743
258	32.577	57.072
18	42.495	58.500
70	42.816	58.473
138	46.067	59.953
116	46.125	59.824

LAP 7 @ 16:19:22.849

NO	BEHIND	LAP TIME
26		52.362
184	2.799	53.154
119	1 Lap	59.412
63	10.112	53.446
19	10.142	53.744
6	10.912	53.587
66	11.059	53.384
166	11.302	53.479
97	11.811	53.584
272	2 Laps	1:15.003
102	23.816	55.376
99	24.589	55.252
81	26.472	55.714
234	27.617	55.006
30	28.539	55.559
144	31.843	55.831
34	34.283	56.453
47	34.610	56.192
44	35.721	56.306
561	35.802	56.298
258	36.924	56.709
70	48.156	57.702
18	48.467	58.334

LAP 8 @ 16:20:14.912

NO	BEHIND	LAP TIME
26		52.063
138	1 Lap	59.140
116	1 Lap	59.324
184	3.422	52.686
119	1 Lap	59.559
63	11.471	53.422
19	11.611	53.532
6	11.999	53.150
66	12.335	53.339
166	12.599	53.360
97	12.897	53.149
102	27.342	55.589
99	28.188	55.662
81	30.132	55.723
234	30.292	54.738
30	32.182	55.706
272	2 Laps	1:13.237
144	35.335	55.555
34	38.922	56.702
47	39.249	56.702
561	40.131	56.392
44	40.151	56.493
258	41.057	56.196

LAP 9 @ 16:21:07.590

NO	BEHIND	LAP TIME
26		52.678
70	1 Lap	57.058
18	1 Lap	56.893
184	4.127	53.383
116	1 Lap	59.512
138	1 Lap	59.905
19	12.295	53.362
63	12.316	53.523
6	12.804	53.483
66	13.130	53.473
166	13.394	53.473
97	13.952	53.733
119	1 Lap	59.877
102	30.161	55.497
99	30.466	54.956
234	33.210	55.596
81	33.341	55.887
30	35.373	55.869
144	38.180	55.523
34	43.133	56.889
47	43.655	57.084
561	44.191	56.738
258	44.827	56.448
44	45.216	57.743

LAP 10 @ 16:21:59.692

NO	BEHIND	LAP TIME
26		52.102
272	3 Laps	1:13.395
184	5.182	53.157
18	1 Lap	56.761
70	1 Lap	56.961
63	14.286	54.072
19	15.241	55.048
66	15.333	54.305
6	15.875	55.173

97	16.070	54.220
138	1 Lap	1:00.529
166	16.494	55.202
116	1 Lap	1:00.757
119	1 Lap	1:00.228
102	33.307	55.248
234	35.987	54.879
81	37.258	56.019
30	39.979	56.708
144	41.277	55.199
99	43.743	1:05.379
34	47.913	56.882
47	48.124	56.571
561	48.353	56.264
258	49.026	56.301
44	49.452	56.338

BMCRC - MRO Championships 2022 - Rnd 1 @ Brands Hatch Indy

MRO Minitwins

RACE 14 - SECTOR ANALYSIS



SECTOR 1 = FL to I1, SECTOR 2 = I1 to FL, DIFF = Difference To Personal Best Lap, P = Crossed Finish Line in Pit Lane, D = Time Disallowed

P1 26		Glynn DAVIES		Suzuki SV650 -			
IDEAL LAP TIME : 51.659		BEST LAP TIME : 51.857		DIFFERENCE : 0.198			
LAP	SECTOR 1	SECTOR 2	LAP TIME	MPH	DIFF	TIME OF DAY	
1 -		21.463	57.349	75.82	5.492	16:14:08.972	
2 -	31.714	21.514	53.228	81.69	1.371	16:15:02.200	
3 -	31.220	21.230	52.450	82.90	0.593	16:15:54.650	
4 -	31.061	21.043	52.104	83.46	0.247	16:16:46.754	
5 -	30.916	20.941	51.857 (1)	83.85		16:17:38.611	
6 -	30.904	20.972	51.876 (2)	83.82	0.019	16:18:30.487	
7 -	31.226	21.136	52.362	83.04	0.505	16:19:22.849	
8 -	30.718	21.345	52.063 (3)	83.52	0.206	16:20:14.912	
9 -	30.947	21.731	52.678	82.55	0.821	16:21:07.590	
10 -	30.987	21.115	52.102	83.46	0.245	16:21:59.692	

P2 184		David TWYFORD		Suzuki SV650 -			
IDEAL LAP TIME : 52.326		BEST LAP TIME : 52.390		DIFFERENCE : 0.064			
LAP	SECTOR 1	SECTOR 2	LAP TIME	MPH	DIFF	TIME OF DAY	
1 -		21.304	57.771	75.27	5.381	16:14:09.394	
2 -	31.847	21.298	53.145	81.82	0.755	16:15:02.539	
3 -	31.221	21.207	52.428 (2)	82.94	0.038	16:15:54.967	
4 -	31.526	21.181	52.707	82.50	0.317	16:16:47.674	
5 -	31.145	21.245	52.390 (1)	83.00		16:17:40.064	
6 -	31.181	21.249	52.430 (3)	82.94	0.040	16:18:32.494	
7 -	31.760	21.394	53.154	81.81	0.764	16:19:25.648	
8 -	31.434	21.252	52.686	82.53	0.296	16:20:18.334	
9 -	32.079	21.304	53.383	81.46	0.993	16:21:11.717	
10 -	31.742	21.415	53.157	81.80	0.767	16:22:04.874	

P3 63		Stephen PERFITT		Suzuki SV650 - PKP Services Ltd			
IDEAL LAP TIME : 52.913		BEST LAP TIME : 52.951		DIFFERENCE : 0.038			
LAP	SECTOR 1	SECTOR 2	LAP TIME	MPH	DIFF	TIME OF DAY	
1 -		21.565	58.797	73.95	5.846	16:14:10.420	
2 -	32.372	21.398	53.770	80.87	0.819	16:15:04.190	
3 -	32.304	21.715	54.019	80.50	1.068	16:15:58.209	
4 -	33.285	21.409	54.694	79.50	1.743	16:16:52.903	
5 -	32.063	21.598	53.661	81.03	0.710	16:17:46.564	
6 -	31.792	21.159	52.951 (1)	82.12		16:18:39.515	
7 -	31.754	21.692	53.446 (3)	81.36	0.495	16:19:32.961	
8 -	31.973	21.449	53.422 (2)	81.40	0.471	16:20:26.383	
9 -	32.264	21.259	53.523	81.24	0.572	16:21:19.906	
10 -	32.338	21.734	54.072	80.42	1.121	16:22:13.978	

P4 19		Kevin LILLEY		Suzuki SV650 - Trafalgar Cleaning Eqpt. / Steve Jordan Motorcy			
IDEAL LAP TIME : 52.985		BEST LAP TIME : 53.362		DIFFERENCE : 0.377			
LAP	SECTOR 1	SECTOR 2	LAP TIME	MPH	DIFF	TIME OF DAY	
1 -		21.750	59.532	73.04	6.170	16:14:11.155	
2 -	32.185	21.420	53.605	81.12	0.243	16:15:04.760	
3 -	32.015	21.687	53.702	80.97	0.340	16:15:58.462	
4 -	32.211	21.755	53.966	80.58	0.604	16:16:52.428	
5 -	31.970	21.429	53.399 (2)	81.43	0.037	16:17:45.827	
6 -	31.937	21.483	53.420 (3)	81.40	0.058	16:18:39.247	
7 -	31.837	21.907	53.744	80.91	0.382	16:19:32.991	
8 -	31.582	21.950	53.532	81.23	0.170	16:20:26.523	
9 -	31.959	21.403	53.362 (1)	81.49		16:21:19.885	
10 -	32.639	22.409	55.048	78.99	1.686	16:22:14.933	

BMCRC - MRO Championships 2022 - Rnd 1 @ Brands Hatch Indy

MRO Minitwins

RACE 14 - SECTOR ANALYSIS



SECTOR 1 = FL to I1, SECTOR 2 = I1 to FL, DIFF = Difference To Personal Best Lap, P = Crossed Finish Line in Pit Lane, D = Time Disallowed

P5 66 Mitch DUCRAN		Suzuki SV650 - JP Haulage				
IDEAL LAP TIME : 53.128		BEST LAP TIME : 53.339				
		DIFFERENCE : 0.211				
LAP	SECTOR 1	SECTOR 2	LAP TIME	MPH	DIFF	TIME OF DAY
1 -		21.750	1:00.138	72.30	6.799	16:14:11.761
2 -	32.258	21.263	53.521	81.25	0.182	16:15:05.282
3 -	31.875	21.770	53.645	81.06	0.306	16:15:58.927
4 -	32.736	21.426	54.162	80.28	0.823	16:16:53.089
5 -	32.137	21.628	53.765	80.88	0.426	16:17:46.854
6 -	32.096	21.574	53.670	81.02	0.331	16:18:40.524
7 -	31.865	21.519	53.384 (2)	81.45	0.045	16:19:33.908
8 -	31.956	21.383	53.339 (1)	81.52		16:20:27.247
9 -	32.023	21.450	53.473 (3)	81.32	0.134	16:21:20.720
10 -	31.907	22.398	54.305	80.07	0.966	16:22:15.025

P6 6 Martin COOPER		Suzuki SV650 -				
IDEAL LAP TIME : 53.091		BEST LAP TIME : 53.150				
		DIFFERENCE : 0.059				
LAP	SECTOR 1	SECTOR 2	LAP TIME	MPH	DIFF	TIME OF DAY
1 -		21.840	1:00.039	72.42	6.889	16:14:11.662
2 -	31.969	21.560	53.529 (3)	81.23	0.379	16:15:05.191
3 -	31.837	21.794	53.631	81.08	0.481	16:15:58.822
4 -	32.051	21.591	53.642	81.06	0.492	16:16:52.464
5 -	32.381	21.633	54.014	80.50	0.864	16:17:46.478
6 -	32.171	21.525	53.696	80.98	0.546	16:18:40.174
7 -	31.837	21.750	53.587	81.15	0.437	16:19:33.761
8 -	31.659	21.491	53.150 (1)	81.81		16:20:26.911
9 -	32.051	21.432	53.483 (2)	81.30	0.333	16:21:20.394
10 -	31.956	23.217	55.173	78.81	2.023	16:22:15.567

P7 97 Alex MANN		Suzuki SV650 - Michael Jones Jewellers,Esprit Group,TT50 cars				
IDEAL LAP TIME : 53.053		BEST LAP TIME : 53.149				
		DIFFERENCE : 0.096				
LAP	SECTOR 1	SECTOR 2	LAP TIME	MPH	DIFF	TIME OF DAY
1 -		21.778	1:01.011	71.27	7.862	16:14:12.634
2 -	32.353	21.523	53.876	80.71	0.727	16:15:06.510
3 -	32.320	21.536	53.856	80.74	0.707	16:16:00.366
4 -	32.445	21.282	53.727	80.93	0.578	16:16:54.093
5 -	32.044	21.342	53.386 (2)	81.45	0.237	16:17:47.479
6 -	32.394	21.203	53.597	81.13	0.448	16:18:41.076
7 -	32.135	21.449	53.584 (3)	81.15	0.435	16:19:34.660
8 -	31.850	21.299	53.149 (1)	81.81		16:20:27.809
9 -	32.400	21.333	53.733	80.92	0.584	16:21:21.542
10 -	31.936	22.284	54.220	80.20	1.071	16:22:15.762

P8 166 Nik BAKER		Suzuki SV650 - K66				
IDEAL LAP TIME : 53.160		BEST LAP TIME : 53.360				
		DIFFERENCE : 0.200				
LAP	SECTOR 1	SECTOR 2	LAP TIME	MPH	DIFF	TIME OF DAY
1 -		21.899	1:00.493	71.88	7.133	16:14:12.116
2 -	32.284	21.247	53.531	81.23	0.171	16:15:05.647
3 -	31.913	21.672	53.585	81.15	0.225	16:15:59.232
4 -	32.682	21.615	54.297	80.08	0.937	16:16:53.529
5 -	32.050	21.589	53.639	81.07	0.279	16:17:47.168
6 -	32.124	21.380	53.504	81.27	0.144	16:18:40.672
7 -	32.050	21.429	53.479 (3)	81.31	0.119	16:19:34.151
8 -	32.083	21.277	53.360 (1)	81.49		16:20:27.511
9 -	32.158	21.315	53.473 (2)	81.32	0.113	16:21:20.984
10 -	32.085	23.117	55.202	78.77	1.842	16:22:16.186

BMCRC - MRO Championships 2022 - Rnd 1 @ Brands Hatch Indy

MRO Minitwins

RACE 14 - SECTOR ANALYSIS



SECTOR 1 = FL to I1, SECTOR 2 = I1 to FL, DIFF = Difference To Personal Best Lap, P = Crossed Finish Line in Pit Lane, D = Time Disallowed

P9 102		Joe THOMAS		Suzuki SV650 -			
IDEAL LAP TIME : 54.860		BEST LAP TIME : 55.104		DIFFERENCE : 0.244			
LAP	SECTOR 1	SECTOR 2	LAP TIME	MPH	DIFF	TIME OF DAY	
1 -		22.338	1:02.498	69.57	7.394	16:14:14.121	
2 -	32.868	22.248	55.116 (2)	78.89	0.012	16:15:09.237	
3 -	33.298	22.729	56.027	77.61	0.923	16:16:05.264	
4 -	32.897	22.420	55.317	78.61	0.213	16:17:00.581	
5 -	33.052	22.052	55.104 (1)	78.91		16:17:55.685	
6 -	33.204	22.400	55.604	78.20	0.500	16:18:51.289	
7 -	33.096	22.280	55.376	78.52	0.272	16:19:46.665	
8 -	33.179	22.410	55.589	78.22	0.485	16:20:42.254	
9 -	33.297	22.200	55.497	78.35	0.393	16:21:37.751	
10 -	33.256	21.992	55.248 (3)	78.71	0.144	16:22:32.999	

P10 234		Andy FLUX		Suzuki SV650 - Mach 1 Automotive LTD / Goodwin Pest Manag			
IDEAL LAP TIME : 54.654		BEST LAP TIME : 54.738		DIFFERENCE : 0.084			
LAP	SECTOR 1	SECTOR 2	LAP TIME	MPH	DIFF	TIME OF DAY	
1 -		22.920	1:04.428	67.49	9.690	16:14:16.051	
2 -	34.306	22.892	57.198	76.02	2.460	16:15:13.249	
3 -	33.683	21.941	55.624	78.17	0.886	16:16:08.873	
4 -	32.964	22.111	55.075	78.95	0.337	16:17:03.948	
5 -	33.311	22.306	55.617	78.18	0.879	16:17:59.565	
6 -	33.804	22.091	55.895	77.79	1.157	16:18:55.460	
7 -	32.962	22.044	55.006 (3)	79.05	0.268	16:19:50.466	
8 -	32.713	22.025	54.738 (1)	79.44		16:20:45.204	
9 -	33.371	22.225	55.596	78.21	0.858	16:21:40.800	
10 -	32.807	22.072	54.879 (2)	79.23	0.141	16:22:35.679	

P11 81		Malvern MAY		Suzuki SV650 - IMP racing			
IDEAL LAP TIME : 55.388		BEST LAP TIME : 55.586		DIFFERENCE : 0.198			
LAP	SECTOR 1	SECTOR 2	LAP TIME	MPH	DIFF	TIME OF DAY	
1 -		22.642	1:02.286	69.81	6.700	16:14:13.909	
2 -	33.584	22.550	56.134	77.46	0.548	16:15:10.043	
3 -	33.474	22.867	56.341	77.18	0.755	16:16:06.384	
4 -	33.124	22.895	56.019	77.62	0.433	16:17:02.403	
5 -	33.154	22.464	55.618 (2)	78.18	0.032	16:17:58.021	
6 -	33.223	22.363	55.586 (1)	78.23		16:18:53.607	
7 -	33.086	22.628	55.714 (3)	78.05	0.128	16:19:49.321	
8 -	33.025	22.698	55.723	78.03	0.137	16:20:45.044	
9 -	33.375	22.512	55.887	77.81	0.301	16:21:40.931	
10 -	33.564	22.455	56.019	77.62	0.433	16:22:36.950	

P12 30		Connor WADE		Suzuki SV650 - WELD CARE INDUSTRIES			
IDEAL LAP TIME : 55.520		BEST LAP TIME : 55.559		DIFFERENCE : 0.039			
LAP	SECTOR 1	SECTOR 2	LAP TIME	MPH	DIFF	TIME OF DAY	
1 -		22.925	1:03.647	68.32	8.088	16:14:15.270	
2 -	33.824	22.537	56.361	77.15	0.802	16:15:11.631	
3 -	33.665	22.457	56.122	77.48	0.563	16:16:07.753	
4 -	33.490	22.336	55.826 (3)	77.89	0.267	16:17:03.579	
5 -	33.548	22.454	56.002	77.65	0.443	16:17:59.581	
6 -	33.798	22.450	56.248	77.31	0.689	16:18:55.829	
7 -	33.184	22.375	55.559 (1)	78.27		16:19:51.388	
8 -	33.278	22.428	55.706 (2)	78.06	0.147	16:20:47.094	
9 -	33.522	22.347	55.869	77.83	0.310	16:21:42.963	
10 -	33.843	22.865	56.708	76.68	1.149	16:22:39.671	

BMCRC - MRO Championships 2022 - Rnd 1 @ Brands Hatch Indy

MRO Minitwins

RACE 14 - SECTOR ANALYSIS



SECTOR 1 = FL to I1, SECTOR 2 = I1 to FL, DIFF = Difference To Personal Best Lap, P = Crossed Finish Line in Pit Lane, D = Time Disallowed

P13 144		Nick CRONIN		Suzuki SV650 -			
IDEAL LAP TIME : 54.992		BEST LAP TIME : 55.199		DIFFERENCE : 0.207			
LAP	SECTOR 1	SECTOR 2	LAP TIME	MPH	DIFF	TIME OF DAY	
1 -		23.180	1:04.609	67.30	9.410	16:14:16.232	
2 -	35.322	22.468	57.790	75.24	2.591	16:15:14.022	
3 -	34.344	22.378	56.722	76.66	1.523	16:16:10.744	
4 -	34.678	22.598	57.276	75.92	2.077	16:17:08.020	
5 -	33.384	22.153	55.537	78.30	0.338	16:18:03.557	
6 -	32.919	22.385	55.304 (2)	78.63	0.105	16:18:58.861	
7 -	33.402	22.429	55.831	77.88	0.632	16:19:54.692	
8 -	33.266	22.289	55.555	78.27	0.356	16:20:50.247	
9 -	33.411	22.112	55.523 (3)	78.32	0.324	16:21:45.770	
10 -	33.126	22.073	55.199 (1)	78.78		16:22:40.969	

P14 99		Lee ELLIS		Suzuki SV650 - ATP RACING			
IDEAL LAP TIME : 54.897		BEST LAP TIME : 54.956		DIFFERENCE : 0.059			
LAP	SECTOR 1	SECTOR 2	LAP TIME	MPH	DIFF	TIME OF DAY	
1 -		22.195	1:01.494	70.71	6.538	16:14:13.117	
2 -	33.078	22.234	55.312 (3)	78.61	0.356	16:15:08.429	
3 -	33.403	22.238	55.641	78.15	0.685	16:16:04.070	
4 -	33.395	22.509	55.904	77.78	0.948	16:16:59.974	
5 -	33.355	22.448	55.803	77.92	0.847	16:17:55.777	
6 -	33.922	22.487	56.409	77.09	1.453	16:18:52.186	
7 -	33.157	22.095	55.252 (2)	78.70	0.296	16:19:47.438	
8 -	33.129	22.533	55.662	78.12	0.706	16:20:43.100	
9 -	33.010	21.946	54.956 (1)	79.12		16:21:38.056	
10 -	32.951	32.428	1:05.379	66.51	10.423	16:22:43.435	

P15 34		Andrew JOHNSON		Suzuki SV650 - Rose & Charlie Racing			
IDEAL LAP TIME : 56.065		BEST LAP TIME : 56.065		DIFFERENCE : 0.000			
LAP	SECTOR 1	SECTOR 2	LAP TIME	MPH	DIFF	TIME OF DAY	
1 -		22.587	1:04.821	67.08	8.756	16:14:16.444	
2 -	34.773	22.335	57.108	76.14	1.043	16:15:13.552	
3 -	34.350	22.749	57.099	76.15	1.034	16:16:10.651	
4 -	34.576	22.540	57.116	76.13	1.051	16:17:07.767	
5 -	34.530	22.317	56.847	76.49	0.782	16:18:04.614	
6 -	33.859	22.206	56.065 (1)	77.56		16:19:00.679	
7 -	34.133	22.320	56.453 (2)	77.03	0.388	16:19:57.132	
8 -	34.157	22.545	56.702 (3)	76.69	0.637	16:20:53.834	
9 -	34.557	22.332	56.889	76.44	0.824	16:21:50.723	
10 -	34.292	22.590	56.882	76.44	0.817	16:22:47.605	

P16 47		Tristan BOHANAN		Suzuki SV650 - Myself			
IDEAL LAP TIME : 56.004		BEST LAP TIME : 56.192		DIFFERENCE : 0.188			
LAP	SECTOR 1	SECTOR 2	LAP TIME	MPH	DIFF	TIME OF DAY	
1 -		22.900	1:05.397	66.49	9.205	16:14:17.020	
2 -	34.791	22.752	57.543	75.57	1.351	16:15:14.563	
3 -	34.481	22.524	57.005	76.28	0.813	16:16:11.568	
4 -	34.500	22.591	57.091	76.16	0.899	16:17:08.659	
5 -	33.911	22.308	56.219 (2)	77.35	0.027	16:18:04.878	
6 -	34.084	22.305	56.389 (3)	77.11	0.197	16:19:01.267	
7 -	33.784	22.408	56.192 (1)	77.38		16:19:57.459	
8 -	33.995	22.707	56.702	76.69	0.510	16:20:54.161	
9 -	34.864	22.220	57.084	76.17	0.892	16:21:51.245	
10 -	33.931	22.640	56.571	76.86	0.379	16:22:47.816	

BMCRC - MRO Championships 2022 - Rnd 1 @ Brands Hatch Indy

MRO Minitwins

RACE 14 - SECTOR ANALYSIS



SECTOR 1 = FL to I1, SECTOR 2 = I1 to FL, DIFF = Difference To Personal Best Lap, P = Crossed Finish Line in Pit Lane, D = Time Disallowed

P17 561		David LESLIE		Suzuki SV650 -			
IDEAL LAP TIME : 55.885		BEST LAP TIME : 56.264		DIFFERENCE : 0.379			
LAP	SECTOR 1	SECTOR 2	LAP TIME	MPH	DIFF	TIME OF DAY	
1 -		22.942	1:04.017	67.92	7.753	16:14:15.640	
2 -	34.632	23.059	57.691	75.37	1.427	16:15:13.331	
3 -	35.386	22.154	57.540	75.57	1.276	16:16:10.871	
4 -	34.741	22.620	57.361	75.81	1.097	16:17:08.232	
5 -	34.961	22.417	57.378	75.78	1.114	16:18:05.610	
6 -	34.009	22.734	56.743	76.63	0.479	16:19:02.353	
7 -	33.876	22.422	56.298 (2)	77.24	0.034	16:19:58.651	
8 -	34.057	22.335	56.392 (3)	77.11	0.128	16:20:55.043	
9 -	34.550	22.188	56.738	76.64	0.474	16:21:51.781	
10 -	33.731	22.533	56.264 (1)	77.28		16:22:48.045	

P18 258		Ande FRIEND		Suzuki SV650 - Flying colours Motorcycle Training			
IDEAL LAP TIME : 56.193		BEST LAP TIME : 56.196		DIFFERENCE : 0.003			
LAP	SECTOR 1	SECTOR 2	LAP TIME	MPH	DIFF	TIME OF DAY	
1 -		23.117	1:04.435	67.48	8.239	16:14:16.058	
2 -	35.367	22.514	57.881	75.13	1.685	16:15:13.939	
3 -	34.922	22.619	57.541	75.57	1.345	16:16:11.480	
4 -	34.400	22.693	57.093	76.16	0.897	16:17:08.573	
5 -	34.831	22.588	57.419	75.73	1.223	16:18:05.992	
6 -	34.182	22.890	57.072	76.19	0.876	16:19:03.064	
7 -	34.279	22.430	56.709	76.68	0.513	16:19:59.773	
8 -	33.946	22.250	56.196 (1)	77.38		16:20:55.969	
9 -	33.943	22.505	56.448 (3)	77.03	0.252	16:21:52.417	
10 -	33.975	22.326	56.301 (2)	77.23	0.105	16:22:48.718	

P19 44		Tony PARKER		Suzuki SV650 - Insta ... emerald_elevators			
IDEAL LAP TIME : 56.247		BEST LAP TIME : 56.306		DIFFERENCE : 0.059			
LAP	SECTOR 1	SECTOR 2	LAP TIME	MPH	DIFF	TIME OF DAY	
1 -		23.553	1:03.758	68.20	7.452	16:14:15.381	
2 -	34.587	23.206	57.793	75.24	1.487	16:15:13.174	
3 -	34.605	22.796	57.401	75.75	1.095	16:16:10.575	
4 -	34.361	22.967	57.328	75.85	1.022	16:17:07.903	
5 -	34.983	22.588	57.571	75.53	1.265	16:18:05.474	
6 -	33.990	22.800	56.790	76.57	0.484	16:19:02.264	
7 -	33.797	22.509	56.306 (1)	77.23		16:19:58.570	
8 -	33.952	22.541	56.493 (3)	76.97	0.187	16:20:55.063	
9 -	34.968	22.775	57.743	75.30	1.437	16:21:52.806	
10 -	33.738	22.600	56.338 (2)	77.18	0.032	16:22:49.144	

P20 18		Stephen LANE		Suzuki SV650 -			
IDEAL LAP TIME : 56.761		BEST LAP TIME : 56.761		DIFFERENCE : 0.000			
LAP	SECTOR 1	SECTOR 2	LAP TIME	MPH	DIFF	TIME OF DAY	
1 -		23.971	1:07.759	64.17	10.998	16:14:19.382	
2 -	36.043	23.438	59.481	73.10	2.720	16:15:18.863	
3 -	34.632	22.850	57.482 (3)	75.65	0.721	16:16:16.345	
4 -	35.556	23.812	59.368	73.24	2.607	16:17:15.713	
5 -	35.346	23.423	58.769	73.99	2.008	16:18:14.482	
6 -	35.448	23.052	58.500	74.33	1.739	16:19:12.982	
7 -	35.429	22.905	58.334	74.54	1.573	16:20:11.316	
8 -	34.034	22.859	56.893 (2)	76.43	0.132	16:21:08.209	
9 -	34.013	22.748	56.761 (1)	76.61		16:22:04.970	

BMCRC - MRO Championships 2022 - Rnd 1 @ Brands Hatch Indy

MRO Minitwins

RACE 14 - SECTOR ANALYSIS



SECTOR 1 = FL to I1, SECTOR 2 = I1 to FL, DIFF = Difference To Personal Best Lap, P = Crossed Finish Line in Pit Lane, D = Time Disallowed

P21 70		Colin HALL		Suzuki SV650 -			
IDEAL LAP TIME : 56.522		BEST LAP TIME : 56.961		DIFFERENCE : 0.439			
LAP	SECTOR 1	SECTOR 2	LAP TIME	MPH	DIFF	TIME OF DAY	
1 -		23.397	1:06.759	65.13	9.798	16:14:18.382	
2 -	35.420	23.157	58.577	74.23	1.616	16:15:16.959	
3 -	36.998	23.059	1:00.057	72.40	3.096	16:16:17.016	
4 -	35.202	23.723	58.925	73.79	1.964	16:17:15.941	
5 -	35.466	23.423	58.889	73.84	1.928	16:18:14.830	
6 -	35.447	23.026	58.473	74.36	1.512	16:19:13.303	
7 -	34.805	22.897	57.702 (3)	75.36	0.741	16:20:11.005	
8 -	34.001	23.057	57.058 (2)	76.21	0.097	16:21:08.063	
9 -	34.440	22.521	56.961 (1)	76.34		16:22:05.024	

P22 138		Craig JARMIN		Suzuki SV650 - SK PreP			
IDEAL LAP TIME : 58.592		BEST LAP TIME : 58.659		DIFFERENCE : 0.067			
LAP	SECTOR 1	SECTOR 2	LAP TIME	MPH	DIFF	TIME OF DAY	
1 -		23.243	1:06.310	65.57	7.651	16:14:17.933	
2 -	35.508	23.151	58.659 (1)	74.13		16:15:16.592	
3 -	35.783	23.474	59.257 (3)	73.38	0.598	16:16:15.849	
4 -	35.800	23.982	59.782	72.74	1.123	16:17:15.631	
5 -	36.804	24.166	1:00.970	71.32	2.311	16:18:16.601	
6 -	36.371	23.582	59.953	72.53	1.294	16:19:16.554	
7 -	35.441	23.699	59.140 (2)	73.53	0.481	16:20:15.694	
8 -	36.091	23.814	59.905	72.59	1.246	16:21:15.599	
9 -	36.280	24.249	1:00.529	71.84	1.870	16:22:16.128	

P23 116		Gareth FAITH		Suzuki SV650 - Sitramoto			
IDEAL LAP TIME : 58.921		BEST LAP TIME : 59.071		DIFFERENCE : 0.150			
LAP	SECTOR 1	SECTOR 2	LAP TIME	MPH	DIFF	TIME OF DAY	
1 -		23.702	1:07.435	64.48	8.364	16:14:19.058	
2 -	36.194	23.354	59.548	73.02	0.477	16:15:18.606	
3 -	35.848	23.223	59.071 (1)	73.61		16:16:17.677	
4 -	35.961	23.475	59.436 (3)	73.16	0.365	16:17:17.113	
5 -	36.284	23.391	59.675	72.87	0.604	16:18:16.788	
6 -	36.696	23.128	59.824	72.68	0.753	16:19:16.612	
7 -	36.054	23.270	59.324 (2)	73.30	0.253	16:20:15.936	
8 -	36.439	23.073	59.512	73.07	0.441	16:21:15.448	
9 -	36.716	24.041	1:00.757	71.57	1.686	16:22:16.205	

P24 119		Gerallt ELLIS		Suzuki SV650 -			
IDEAL LAP TIME : 58.940		BEST LAP TIME : 59.412		DIFFERENCE : 0.472			
LAP	SECTOR 1	SECTOR 2	LAP TIME	MPH	DIFF	TIME OF DAY	
1 -		24.836	1:12.861	59.68	13.449	16:14:24.484	
2 -	37.379	24.594	1:01.973	70.16	2.561	16:15:26.457	
3 -	36.102	24.746	1:00.848	71.46	1.436	16:16:27.305	
4 -	35.795	24.049	59.844 (3)	72.66	0.432	16:17:27.149	
5 -	35.822	24.026	59.848	72.66	0.436	16:18:26.997	
6 -	35.907	23.505	59.412 (1)	73.19		16:19:26.409	
7 -	35.435	24.124	59.559 (2)	73.01	0.147	16:20:25.968	
8 -	35.937	23.940	59.877	72.62	0.465	16:21:25.845	
9 -	36.105	24.123	1:00.228	72.20	0.816	16:22:26.073	

BMCRC - MRO Championships 2022 - Rnd 1 @ Brands Hatch Indy

MRO Minitwins

RACE 14 - SECTOR ANALYSIS



SECTOR 1 = FL to I1, SECTOR 2 = I1 to FL, DIFF = Difference To Personal Best Lap, P = Crossed Finish Line in Pit Lane, D = Time Disallowed

P25 272		Christopher COWAN		Suzuki SV650 - IMP Racing International		
IDEAL LAP TIME : 1:12.907		BEST LAP TIME : 1:13.237		DIFFERENCE : 0.330		
LAP	SECTOR 1	SECTOR 2	LAP TIME	MPH	DIFF	TIME OF DAY
1 -		30.401	1:25.104	51.09	11.867	16:14:36.727
2 -	45.562	30.142	1:15.704	57.44	2.467	16:15:52.431
3 -	44.774	29.076	1:13.850	58.88	0.613	16:17:06.281
4 -	44.478	28.989	1:13.467 (3)	59.19	0.230	16:18:19.748
5 -	45.939	29.064	1:15.003	57.97	1.766	16:19:34.751
6 -	44.546	28.691	1:13.237 (1)	59.37		16:20:47.988
7 -	44.966	28.429	1:13.395 (2)	59.24	0.158	16:22:01.383

BMCRC - MRO Championships 2022 - Rnd 1 @ Brands Hatch Indy

MRO Minitwins

RACE 14 - BEST SECTORS

SECTOR 1			SECTOR 2			IDEAL / BEST COMPARISON						
POS	NO	NAME	TIME	NO	NAME	TIME	POS	NO	NAME	IDEAL	BEST	DIFF
									PERFECT LAP	51.659		
1	26	DAVIES	30.718	26	DAVIES	20.941	1	26	DAVIES	51.659	51.857	0.198
2	184	TWYFORD	31.145	63	PERFITT	21.159	2	184	TWYFORD	52.326	52.390	0.064
3	19	LILLEY	31.582	184	TWYFORD	21.181	3	63	PERFITT	52.913	52.951	0.038
4	6	COOPER	31.659	97	MANN	21.203	4	19	LILLEY	52.985	53.362	0.377
5	63	PERFITT	31.754	166	BAKER	21.247	5	97	MANN	53.053	53.149	0.096
6	97	MANN	31.850	66	DUCRAN	21.263	6	6	COOPER	53.091	53.150	0.059
7	66	DUCRAN	31.865	19	LILLEY	21.403	7	66	DUCRAN	53.128	53.339	0.211
8	166	BAKER	31.913	6	COOPER	21.432	8	166	BAKER	53.160	53.360	0.200
9	234	FLUX	32.713	234	FLUX	21.941	9	234	FLUX	54.654	54.738	0.084
10	102	THOMAS	32.868	99	ELLIS	21.946	10	102	THOMAS	54.860	55.104	0.244
11	144	CRONIN	32.919	102	THOMAS	21.992	11	99	ELLIS	54.897	54.956	0.059
12	99	ELLIS	32.951	144	CRONIN	22.073	12	144	CRONIN	54.992	55.199	0.207
13	81	MAY	33.025	561	LESLIE	22.154	13	81	MAY	55.388	55.586	0.198
14	30	WADE	33.184	34	JOHNSON	22.206	14	30	WADE	55.520	55.559	0.039
15	561	LESLIE	33.731	47	BOHANAN	22.220	15	561	LESLIE	55.885	56.264	0.379
16	44	PARKER	33.738	258	FRIEND	22.250	16	47	BOHANAN	56.004	56.192	0.188
17	47	BOHANAN	33.784	30	WADE	22.336	17	34	JOHNSON	56.065	56.065	0.000
18	34	JOHNSON	33.859	81	MAY	22.363	18	258	FRIEND	56.193	56.196	0.003
19	258	FRIEND	33.943	44	PARKER	22.509	19	44	PARKER	56.247	56.306	0.059
20	70	HALL	34.001	70	HALL	22.521	20	70	HALL	56.522	56.961	0.439
21	18	LANE	34.013	18	LANE	22.748	21	18	LANE	56.761	56.761	0.000
22	119	ELLIS	35.435	116	FAITH	23.073	22	138	JARMIN	58.592	58.659	0.067
23	138	JARMIN	35.441	138	JARMIN	23.151	23	116	FAITH	58.921	59.071	0.150
24	116	FAITH	35.848	119	ELLIS	23.505	24	119	ELLIS	58.940	59.412	0.472
25	272	COWAN	44.478	272	COWAN	28.429	25	272	COWAN	1:12.907	1:13.237	0.330

BMCRC - MRO Championships 2022 - Rnd 1 @ Brands Hatch Indy

MRO Minitwins

RACE 14 - STATISTICS

Competitors Started	25
Planned Start	2022-03-12 @ 16:21:00.000
Actual Start	2022-03-12 @ 16:13:11.622
Finish Time	2022-03-12 @ 16:21:59.691
Track Length	1.2079mi.
Total Laps	242
Total Distance Covered	292.3228mi.

Session Fastest Lap History

NO	NAME	LAP TIME	TIME OF DAY	LAP	VEHICLE
26	Glynn DAVIES	53.228	16:15:02.228	2	Suzuki SV650
184	David TWYFORD	53.145	16:15:02.554	2	Suzuki SV650
26	Glynn DAVIES	52.450	16:15:54.678	3	Suzuki SV650
184	David TWYFORD	52.428	16:15:54.982	3	Suzuki SV650
26	Glynn DAVIES	52.104	16:16:46.782	4	Suzuki SV650
26	Glynn DAVIES	51.857	16:17:38.639	5	Suzuki SV650

Session Leader History

NO	NAME	FROM LAP	LAPS LED	DISTANCE	VEHICLE
26	Glynn DAVIES	1	10	12.07 miles	Suzuki SV650

Flag History

TYPE	TIME OF DAY
GREEN	16:13:11.622
FINISH	16:21:59.691

Flag Statistics

TYPE	COUNT	TOTAL LAPS	TOTAL TIME
Green	1	10	9:50.108
Red	0	0	0.000
Safety Car	0	0	0.000
FCY	0	0	0.000

BMCRC - MRO Championships 2022 - Rnd 1 @ Brands Hatch Indy



MRO Minitwins

RACE 5 - GRID (12 Laps)

ROW 9	27		26	121 Samuel KENT	25	272 Christopher COWAN	1:13.237
ROW 8	24	119 Gerallt ELLIS	23	116 Gareth FAITH	22	138 Craig JARMIN	
ROW 7	21	70 Colin HALL	20	18 Stephen LANE	19	44 Tony PARKER	
ROW 6	18	561 David LESLIE	17	258 Ande FRIEND	16	47 Tristan BOHANAN	
ROW 5	15	34 Andrew JOHNSON	14	81 Malvern MAY	13	30 Connor WADE	
ROW 4	12	144 Nick CRONIN	11	102 Joe THOMAS	10	99 Lee ELLIS	
ROW 3	9	234 Andy FLUX	8	19 Kevin LILLEY	7	166 Nik BAKER	
ROW 2	6	66 Mitch DUCRAN	5	6 Martin COOPER	4	97 Alex MANN	
ROW 1	3	63 Stephen PERFITT	2	184 David TWYFORD	1	26 Glynn DAVIES	
Pole							

Brands Hatch Indy: 1.2079 miles

These results are provisional until the conclusion of any judicial and technical matters.

Clerk Of Course :	Stewards :	Timekeeper : Craig Smith
-------------------	------------	--------------------------

Results can be found at www.tsl-timing.com

Printed - 16:25 Saturday, 12 March 2022



BMCRC - MRO Championships 2022 - Rnd 1 @ Brands Hatch Indy



MRO Minitwins

RACE 5 - CLASSIFICATION

POS	NO	NAME	ENTRY	LAPS	TIME	GAP	DIFF	MPH	BEST	ON
1	63	Stephen PERFITT	Suzuki SV650 - PKP Services Ltd	12	11:46.129			73.90	55.975	2
2	19	Kevin LILLEY	Suzuki SV650 - Trafalgar Cleaning Eqpt. / Steve Jor	12	11:50.872	4.743	4.743	73.40	56.459	3
3	234	Andy FLUX	Suzuki SV650 - Mach 1 Automotive LTD / Goodwin	12	11:54.863	8.734	3.991	72.99	56.450	3
4	561	David LESLIE	Suzuki SV650 -	12	12:23.253	37.124	28.390	70.20	59.385	3
5	34	Andrew JOHNSON	Suzuki SV650 - Rose & Charlie Racing	12	12:25.356	39.227	2.103	70.01	59.410	2
6	18	Stephen LANE	Suzuki SV650 -	12	12:40.525	54.396	15.169	68.61	59.273	11
7	70	Colin HALL	Suzuki SV650 -	12	12:43.374	57.245	2.849	68.35	1:00.811	10
8	47	Tristan BOHANAN	Suzuki SV650 - Myself	12	12:46.283	1:00.154	2.909	68.09	1:00.374	3
9	166	Nik BAKER	Suzuki SV650 - K66	11	11:47.113	1 Lap	1 Lap	67.64	56.885	3
10	97	Alex MANN	Suzuki SV650 - Michael Jones Jewellers, Esprit Gro	11	11:57.250	1 Lap	10.137	66.69	56.936	3
11	119	Gerallt ELLIS	Suzuki SV650 -	11	12:03.423	1 Lap	6.173	66.12	1:04.029	10
12	184	David TWYFORD	Suzuki SV650 -	11	12:10.856	1 Lap	7.433	65.45	1:00.156	3

NOT CLASSIFIED

DNF	66	Mitch DUCRAN	Suzuki SV650 - JP Haulage	7	7:18.007	5 Laps	4 Laps	69.49	55.678	2
DNF	272	Christopher COWAN	Suzuki SV650 - IMP Racing International	4	5:25.224	8 Laps	3 Laps	53.48	1:18.955	2
DNF	30	Connor WADE	Suzuki SV650 - WELD CARE INDUSTRIES	3	3:06.094	9 Laps	1 Lap	70.10	59.157	3
DNF	258	Ande FRIEND	Suzuki SV650 - Flying colours Motorcycle Training	3	3:15.171	9 Laps	9.077	66.84	1:01.813	3
DNF	138	Craig JARMIN	Suzuki SV650 - SK PreP	3	3:15.436	9 Laps	0.265	66.75	1:02.157	3
DNF	81*	Malvern MAY	Suzuki SV650 - IMP racing	3	3:17.661	9 Laps	2.225	66.00	59.874	3
DNF	144	Nick CRONIN	Suzuki SV650 -	3	3:19.391	9 Laps	1.730	65.42	1:05.693	2
DNF	116	Gareth FAITH	Suzuki SV650 - Sitramoto	3	3:19.846	9 Laps	0.455	65.27	1:03.958	2
DNF	44	Tony PARKER	Suzuki SV650 - Insta ... emerald_elevators	2	2:08.375	10 Laps	1 Lap	67.74	1:01.950	2
DNF	102	Joe THOMAS	Suzuki SV650 -	1	1:04.168	11 Laps	1 Lap	67.76		
DNF	6	Martin COOPER	Suzuki SV650 -	0						

NOT STARTED

NS	26	Glynn DAVIES	Suzuki SV650 -							
----	----	--------------	----------------	--	--	--	--	--	--	--

FASTEST LAP

	66	Mitch DUCRAN	Suzuki SV650 - JP Haulage	2	55.678		78.10 mph	125.69 kph		
--	----	--------------	---------------------------	---	--------	--	-----------	------------	--	--

* Bike 81 - 10 second penalty - yellow flag infringement
92.5% of Race Speed = 68.35 mph

Race Distance: 12 Laps / 14.49 miles

Brands Hatch Indy: 1.2079 miles

Date: 13/03/2022 Start: 11:44 Finish: 11:56

Weather / Track : Changeable / Changeable

These results are provisional until the conclusion of any judicial and technical matters.

Clerk Of Course :	Stewards :	Timekeeper : Craig Smith
-------------------	------------	--------------------------

Results can be found at www.tsl-timing.com

Printed - 12:01 Sunday, 13 March 2022



BMCRC - MRO Championships 2022 - Rnd 1 @ Brands Hatch Indy

MRO Minitwins

RACE 5 - LAP CHART

LAP 1 @ 11:45:47.468

NO	BEHIND	LAP TIME
63		1:01.294
97	2.357	1:03.651
66	2.385	1:03.679
166	2.747	1:04.041
102	2.874	1:04.168
19	3.772	1:05.066
184	3.914	1:05.208
234	4.019	1:05.313
30	4.407	1:05.701
44	5.131	1:06.425
81	5.546	1:06.840
561	6.460	1:07.754
144	6.558	1:07.852
34	6.800	1:08.094
258	7.034	1:08.328
138	8.224	1:09.518
18	8.482	1:09.776
70	9.717	1:11.011
119	10.060	1:11.354
116	10.548	1:11.842
47	10.796	1:12.090
272	23.787	1:25.081

LAP 2 @ 11:46:43.443

NO	BEHIND	LAP TIME
63		55.975
66	2.088	55.678
97	4.187	57.805
166	4.473	57.701
19	5.644	57.847
234	5.724	57.680
184	9.455	1:01.516
30	9.668	1:01.236
34	10.235	59.410
81	10.518	1:00.947
561	10.813	1:00.328
44	11.106	1:01.950
138	16.010	1:03.761
258	16.089	1:05.030
18	16.164	1:03.657
144	16.276	1:05.693
70	16.537	1:02.795
47	17.985	1:03.164
119	18.426	1:04.341
116	18.531	1:03.958
272	46.767	1:18.955

LAP 3 @ 11:47:39.563

NO	BEHIND	LAP TIME
63		56.120
66	2.393	56.425
97	5.003	56.936
166	5.238	56.885
19	5.983	56.459
234	6.054	56.450
30	12.705	59.157
184	13.491	1:00.156
34	13.608	59.493
561	14.078	59.385
81	14.272	59.874
258	21.782	1:01.813
138	22.047	1:02.157

Weather / Track : Cloudy / Dry

Results can be found at www.tsl-timing.com

18	22.143	1:02.099
47	22.239	1:00.374
70	25.863	1:05.446
144	26.002	1:05.846
116	26.457	1:04.046
119	27.006	1:04.700

LAP 4 @ 11:48:36.612

NO	BEHIND	LAP TIME
63		57.049
66	4.505	59.161
19	6.658	57.724
234	7.080	58.075
97	7.232	59.278
166	7.677	59.488
272	1 Lap	1:19.267
34	17.886	1:01.327
561	19.503	1:02.474
184	19.620	1:03.178
47	30.373	1:05.183
18	30.662	1:05.568
70	31.608	1:02.794
119	37.119	1:07.162

LAP 5 @ 11:49:35.411

NO	BEHIND	LAP TIME
63		58.799
19	7.340	59.481
234	7.479	59.198
66	11.040	1:05.334
97	15.146	1:06.713
166	16.093	1:07.215
34	22.122	1:03.035
561	23.109	1:02.405
184	30.075	1:09.254
272	1 Lap	1:21.921
18	36.569	1:04.706
47	37.024	1:05.450
70	38.810	1:06.001
119	45.070	1:06.750

LAP 6 @ 11:50:35.957

NO	BEHIND	LAP TIME
63		1:00.546
19	6.376	59.582
234	6.739	59.806
66	20.524	1:10.030
34	23.617	1:02.041
561	24.805	1:02.242
97	25.446	1:10.846
166	25.705	1:10.158
184	38.869	1:09.340
18	41.488	1:05.465
47	41.817	1:05.339
70	44.771	1:06.507
119	50.590	1:06.066

LAP 7 @ 11:51:36.362

NO	BEHIND	LAP TIME
63		1:00.405
19	5.152	59.181
234	5.613	59.279
34	25.823	1:02.611

561	26.428	1:02.028
66	27.819	1:07.700
166	32.891	1:07.591
97	34.821	1:09.780
47	46.139	1:04.727
18	46.316	1:05.233
70	47.011	1:02.645
184	47.117	1:08.653
119	56.147	1:05.962

LAP 8 @ 11:52:36.003

NO	BEHIND	LAP TIME
63		59.641
19	4.564	59.053
234	5.128	59.156
34	27.572	1:01.390
561	28.343	1:01.556
166	40.101	1:06.851
97	42.238	1:07.058
18	47.983	1:01.308
70	48.520	1:01.150
47	49.272	1:02.774
184	56.411	1:08.935

LAP 9 @ 11:53:35.488

NO	BEHIND	LAP TIME
63		59.485
119	1 Lap	1:04.135
19	4.194	59.115
234	4.768	59.125
34	29.287	1:01.200
561	29.731	1:00.873
166	47.099	1:06.483
18	50.556	1:02.058
70	50.806	1:01.771
97	51.470	1:08.717
47	51.635	1:01.848

LAP 10 @ 11:54:35.111

NO	BEHIND	LAP TIME
63		59.623
19	4.123	59.552
234	4.888	59.743
184	1 Lap	1:08.526
119	1 Lap	1:04.700
34	30.895	1:01.231
561	31.237	1:01.129
70	51.994	1:00.811
18	52.231	1:01.298
166	52.652	1:05.176
47	53.608	1:01.596

LAP 11 @ 11:55:33.861

NO	BEHIND	LAP TIME
63		58.750
97	1 Lap	1:08.375
19	3.990	58.617
234	4.707	58.569
119	1 Lap	1:04.029
184	1 Lap	1:08.163
561	34.252	1:01.765
34	35.322	1:03.177
18	52.754	59.273

LAP 12 @ 11:56:32.303

NO	BEHIND	LAP TIME
63		58.442
166	1 Lap	1:05.524
19	4.743	59.195
234	8.734	1:02.469
97	1 Lap	1:08.091
119	1 Lap	1:04.224
184	1 Lap	1:07.927
561	37.124	1:01.314
34	39.227	1:02.347
18	54.396	1:00.084
70	57.245	1:01.087
47	1:00.154	1:01.661

Brands Hatch Indy: 1.2079 miles
Date: 13/03/2022 Start: 11:44 Finish: 11:56

Printed - 11:58 Sunday, 13 March 2022

BMCRC - MRO Championships 2022 - Rnd 1 @ Brands Hatch Indy

MRO Minitwins

RACE 5 - SECTOR ANALYSIS



SECTOR 1 = FL to I1, SECTOR 2 = I1 to FL, DIFF = Difference To Personal Best Lap, P = Crossed Finish Line in Pit Lane, D = Time Disallowed

P1 63		Stephen PERFITT		Suzuki SV650 - PKP Services Ltd			
IDEAL LAP TIME : 55.826		BEST LAP TIME : 55.975		DIFFERENCE : 0.149			
LAP	SECTOR 1	SECTOR 2	LAP TIME	MPH	DIFF	TIME OF DAY	
1 -		22.607	1:01.294	70.94	5.319	11:45:47.468	
2 -	33.535	22.440	55.975 (1)	77.68		11:46:43.443	
3 -	33.386	22.734	56.120 (2)	77.48	0.145	11:47:39.563	
4 -	34.076	22.973	57.049 (3)	76.22	1.074	11:48:36.612	
5 -	34.131	24.668	58.799	73.95	2.824	11:49:35.411	
6 -	35.746	24.800	1:00.546	71.82	4.571	11:50:35.957	
7 -	35.893	24.512	1:00.405	71.99	4.430	11:51:36.362	
8 -	35.359	24.282	59.641	72.91	3.666	11:52:36.003	
9 -	35.076	24.409	59.485	73.10	3.510	11:53:35.488	
10 -	35.713	23.910	59.623	72.93	3.648	11:54:35.111	
11 -	34.845	23.905	58.750	74.01	2.775	11:55:33.861	
12 -	34.676	23.766	58.442	74.40	2.467	11:56:32.303	

P2 19		Kevin LILLEY		Suzuki SV650 - Trafalgar Cleaning Eqpt. / Steve Jordan Motorcy			
IDEAL LAP TIME : 56.441		BEST LAP TIME : 56.459		DIFFERENCE : 0.018			
LAP	SECTOR 1	SECTOR 2	LAP TIME	MPH	DIFF	TIME OF DAY	
1 -		23.430	1:05.066	66.83	8.607	11:45:51.240	
2 -	35.087	22.760	57.847 (3)	75.17	1.388	11:46:49.087	
3 -	33.889	22.570	56.459 (1)	77.02		11:47:45.546	
4 -	33.871	23.853	57.724 (2)	75.33	1.265	11:48:43.270	
5 -	34.718	24.763	59.481	73.10	3.022	11:49:42.751	
6 -	35.417	24.165	59.582	72.98	3.123	11:50:42.333	
7 -	35.090	24.091	59.181	73.47	2.722	11:51:41.514	
8 -	35.104	23.949	59.053	73.63	2.594	11:52:40.567	
9 -	35.081	24.034	59.115	73.56	2.656	11:53:39.682	
10 -	35.128	24.424	59.552	73.02	3.093	11:54:39.234	
11 -	34.881	23.736	58.617	74.18	2.158	11:55:37.851	
12 -	35.009	24.186	59.195	73.46	2.736	11:56:37.046	

P3 234		Andy FLUX		Suzuki SV650 - Mach 1 Automotive LTD / Goodwin Pest Manag			
IDEAL LAP TIME : 56.450		BEST LAP TIME : 56.450		DIFFERENCE : 0.000			
LAP	SECTOR 1	SECTOR 2	LAP TIME	MPH	DIFF	TIME OF DAY	
1 -		23.532	1:05.313	66.58	8.863	11:45:51.487	
2 -	34.976	22.704	57.680 (2)	75.39	1.230	11:46:49.167	
3 -	33.921	22.529	56.450 (1)	77.03		11:47:45.617	
4 -	34.117	23.958	58.075 (3)	74.87	1.625	11:48:43.692	
5 -	34.333	24.865	59.198	73.45	2.748	11:49:42.890	
6 -	35.810	23.996	59.806	72.71	3.356	11:50:42.696	
7 -	35.639	23.640	59.279	73.35	2.829	11:51:41.975	
8 -	34.957	24.199	59.156	73.51	2.706	11:52:41.131	
9 -	34.866	24.259	59.125	73.54	2.675	11:53:40.256	
10 -	35.208	24.535	59.743	72.78	3.293	11:54:39.999	
11 -	34.535	24.034	58.569	74.24	2.119	11:55:38.568	
12 -	36.360	26.109	1:02.469	69.61	6.019	11:56:41.037	

BMCRC - MRO Championships 2022 - Rnd 1 @ Brands Hatch Indy

MRO Minitwins

RACE 5 - SECTOR ANALYSIS



SECTOR 1 = FL to I1, SECTOR 2 = I1 to FL, DIFF = Difference To Personal Best Lap, P = Crossed Finish Line in Pit Lane, D = Time Disallowed

P4 561		David LESLIE		Suzuki SV650 -		
IDEAL LAP TIME : 59.385		BEST LAP TIME : 59.385		DIFFERENCE : 0.000		
LAP	SECTOR 1	SECTOR 2	LAP TIME	MPH	DIFF	TIME OF DAY
1 -		24.074	1:07.754	64.18	8.369	11:45:53.928
2 -	35.943	24.385	1:00.328 (2)	72.08	0.943	11:46:54.256
3 -	35.897	23.488	59.385 (1)	73.22		11:47:53.641
4 -	36.770	25.704	1:02.474	69.60	3.089	11:48:56.115
5 -	36.678	25.727	1:02.405	69.68	3.020	11:49:58.520
6 -	36.871	25.371	1:02.242	69.86	2.857	11:51:00.762
7 -	36.725	25.303	1:02.028	70.10	2.643	11:52:02.790
8 -	37.148	24.408	1:01.556	70.64	2.171	11:53:04.346
9 -	36.726	24.147	1:00.873 (3)	71.43	1.488	11:54:05.219
10 -	36.632	24.497	1:01.129	71.13	1.744	11:55:06.348
11 -	37.632	24.133	1:01.765	70.40	2.380	11:56:08.113
12 -	36.440	24.874	1:01.314	70.92	1.929	11:57:09.427

P5 34		Andrew JOHNSON		Suzuki SV650 - Rose & Charlie Racing		
IDEAL LAP TIME : 59.131		BEST LAP TIME : 59.410		DIFFERENCE : 0.279		
LAP	SECTOR 1	SECTOR 2	LAP TIME	MPH	DIFF	TIME OF DAY
1 -		23.538	1:08.094	63.86	8.684	11:45:54.268
2 -	36.417	22.993	59.410 (1)	73.19		11:46:53.678
3 -	36.138	23.355	59.493 (2)	73.09	0.083	11:47:53.171
4 -	36.957	24.370	1:01.327	70.90	1.917	11:48:54.498
5 -	37.980	25.055	1:03.035	68.98	3.625	11:49:57.533
6 -	37.280	24.761	1:02.041	70.09	2.631	11:50:59.574
7 -	37.365	25.246	1:02.611	69.45	3.201	11:52:02.185
8 -	37.449	23.941	1:01.390	70.83	1.980	11:53:03.575
9 -	37.127	24.073	1:01.200 (3)	71.05	1.790	11:54:04.775
10 -	36.813	24.418	1:01.231	71.01	1.821	11:55:06.006
11 -	38.366	24.811	1:03.177	68.83	3.767	11:56:09.183
12 -	37.720	24.627	1:02.347	69.74	2.937	11:57:11.530

P6 18		Stephen LANE		Suzuki SV650 -		
IDEAL LAP TIME : 59.088		BEST LAP TIME : 59.273		DIFFERENCE : 0.185		
LAP	SECTOR 1	SECTOR 2	LAP TIME	MPH	DIFF	TIME OF DAY
1 -		24.445	1:09.776	62.32	10.503	11:45:55.950
2 -	37.947	25.710	1:03.657	68.31	4.384	11:46:59.607
3 -	38.186	23.913	1:02.099	70.02	2.826	11:48:01.706
4 -	37.043	28.525	1:05.568	66.32	6.295	11:49:07.274
5 -	38.072	26.634	1:04.706	67.20	5.433	11:50:11.980
6 -	39.126	26.339	1:05.465	66.42	6.192	11:51:17.445
7 -	38.156	27.077	1:05.233	66.66	5.960	11:52:22.678
8 -	36.411	24.897	1:01.308	70.93	2.035	11:53:23.986
9 -	36.398	25.660	1:02.058	70.07	2.785	11:54:26.044
10 -	36.429	24.869	1:01.298 (3)	70.94	2.025	11:55:27.342
11 -	35.175	24.098	59.273 (1)	73.36		11:56:26.615
12 -	35.389	24.695	1:00.084 (2)	72.37	0.811	11:57:26.699

BMCRC - MRO Championships 2022 - Rnd 1 @ Brands Hatch Indy

MRO Minitwins

RACE 5 - SECTOR ANALYSIS



SECTOR 1 = FL to I1, SECTOR 2 = I1 to FL, DIFF = Difference To Personal Best Lap, P = Crossed Finish Line in Pit Lane, D = Time Disallowed

P7 70		Colin HALL		Suzuki SV650 -		
IDEAL LAP TIME : 1:00.686		BEST LAP TIME : 1:00.811		DIFFERENCE : 0.125		
LAP	SECTOR 1	SECTOR 2	LAP TIME	MPH	DIFF	TIME OF DAY
1 -		25.725	1:11.011	61.23	10.200	11:45:57.185
2 -	37.218	25.577	1:02.795	69.25	1.984	11:46:59.980
3 -	40.000	25.446	1:05.446	66.44	4.635	11:48:05.426
4 -	36.218	26.576	1:02.794	69.25	1.983	11:49:08.220
5 -	37.816	28.185	1:06.001	65.88	5.190	11:50:14.221
6 -	39.486	27.021	1:06.507	65.38	5.696	11:51:20.728
7 -	36.950	25.695	1:02.645	69.41	1.834	11:52:23.373
8 -	36.340	24.810	1:01.150 (3)	71.11	0.339	11:53:24.523
9 -	36.043	25.728	1:01.771	70.39	0.960	11:54:26.294
10 -	35.876	24.935	1:00.811 (1)	71.51		11:55:27.105
11 -	36.159	25.197	1:01.356	70.87	0.545	11:56:28.461
12 -	36.075	25.012	1:01.087 (2)	71.18	0.276	11:57:29.548

P8 47		Tristan BOHANAN		Suzuki SV650 - Myself		
IDEAL LAP TIME : 1:00.166		BEST LAP TIME : 1:00.374		DIFFERENCE : 0.208		
LAP	SECTOR 1	SECTOR 2	LAP TIME	MPH	DIFF	TIME OF DAY
1 -		25.004	1:12.090	60.32	11.716	11:45:58.264
2 -	38.671	24.493	1:03.164	68.84	2.790	11:47:01.428
3 -	36.612	23.762	1:00.374 (1)	72.02		11:48:01.802
4 -	36.713	28.470	1:05.183	66.71	4.809	11:49:06.985
5 -	38.980	26.470	1:05.450	66.44	5.076	11:50:12.435
6 -	39.261	26.078	1:05.339	66.55	4.965	11:51:17.774
7 -	37.903	26.824	1:04.727	67.18	4.353	11:52:22.501
8 -	37.621	25.153	1:02.774	69.27	2.400	11:53:25.275
9 -	36.404	25.444	1:01.848	70.31	1.474	11:54:27.123
10 -	36.874	24.722	1:01.596 (2)	70.59	1.222	11:55:28.719
11 -	37.214	24.863	1:02.077	70.05	1.703	11:56:30.796
12 -	36.507	25.154	1:01.661 (3)	70.52	1.287	11:57:32.457

P9 166		Nik BAKER		Suzuki SV650 - K66		
IDEAL LAP TIME : 56.885		BEST LAP TIME : 56.885		DIFFERENCE : 0.000		
LAP	SECTOR 1	SECTOR 2	LAP TIME	MPH	DIFF	TIME OF DAY
1 -		24.287	1:04.041	67.90	7.156	11:45:50.215
2 -	34.505	23.196	57.701 (2)	75.36	0.816	11:46:47.916
3 -	33.951	22.934	56.885 (1)	76.44		11:47:44.801
4 -	34.243	25.245	59.488 (3)	73.10	2.603	11:48:44.289
5 -	37.717	29.498	1:07.215	64.69	10.330	11:49:51.504
6 -	41.105	29.053	1:10.158	61.98	13.273	11:51:01.662
7 -	39.416	28.175	1:07.591	64.33	10.706	11:52:09.253
8 -	38.760	28.091	1:06.851	65.04	9.966	11:53:16.104
9 -	38.652	27.831	1:06.483	65.40	9.598	11:54:22.587
10 -	37.693	27.483	1:05.176	66.72	8.291	11:55:27.763
11 -	38.277	27.247	1:05.524	66.36	8.639	11:56:33.287

P10 97		Alex MANN		Suzuki SV650 - Michael Jones Jewellers, Esprit Group, TT50 cars		
IDEAL LAP TIME : 56.936		BEST LAP TIME : 56.936		DIFFERENCE : 0.000		
LAP	SECTOR 1	SECTOR 2	LAP TIME	MPH	DIFF	TIME OF DAY
1 -		23.405	1:03.651	68.31	6.715	11:45:49.825
2 -	34.623	23.182	57.805 (2)	75.22	0.869	11:46:47.630
3 -	33.995	22.941	56.936 (1)	76.37		11:47:44.566
4 -	34.285	24.993	59.278 (3)	73.35	2.342	11:48:43.844
5 -	37.651	29.062	1:06.713	65.18	9.777	11:49:50.557
6 -	41.398	29.448	1:10.846	61.38	13.910	11:51:01.403
7 -	41.753	28.027	1:09.780	62.31	12.844	11:52:11.183
8 -	38.697	28.361	1:07.058	64.84	10.122	11:53:18.241
9 -	40.553	28.164	1:08.717	63.28	11.781	11:54:26.958
10 -	40.296	28.079	1:08.375	63.59	11.439	11:55:35.333
11 -	39.496	28.595	1:08.091	63.86	11.155	11:56:43.424

BMCRC - MRO Championships 2022 - Rnd 1 @ Brands Hatch Indy

MRO Minitwins

RACE 5 - SECTOR ANALYSIS



SECTOR 1 = FL to I1, SECTOR 2 = I1 to FL, DIFF = Difference To Personal Best Lap, P = Crossed Finish Line in Pit Lane, D = Time Disallowed

P11 119		Gerallt ELLIS		Suzuki SV650 -		
IDEAL LAP TIME : 1:03.158		BEST LAP TIME : 1:04.029		DIFFERENCE : 0.871		
LAP	SECTOR 1	SECTOR 2	LAP TIME	MPH	DIFF	TIME OF DAY
1 -		25.084	1:11.354	60.94	7.325	11:45:57.528
2 -	38.592	25.749	1:04.341	67.58	0.312	11:47:01.869
3 -	38.850	25.850	1:04.700	67.21	0.671	11:48:06.569
4 -	39.565	27.597	1:07.162	64.74	3.133	11:49:13.731
5 -	39.965	26.785	1:06.750	65.14	2.721	11:50:20.481
6 -	39.434	26.632	1:06.066	65.82	2.037	11:51:26.547
7 -	39.794	26.168	1:05.962	65.92	1.933	11:52:32.509
8 -	38.074	26.061	1:04.135 (2)	67.80	0.106	11:53:36.644
9 -	38.654	26.046	1:04.700	67.21	0.671	11:54:41.344
10 -	38.269	25.760	1:04.029 (1)	67.91		11:55:45.373
11 -	38.412	25.812	1:04.224 (3)	67.70	0.195	11:56:49.597

P12 184		David TWYFORD		Suzuki SV650 -		
IDEAL LAP TIME :		BEST LAP TIME : 1:00.156		DIFFERENCE :		
LAP	SECTOR 1	SECTOR 2	LAP TIME	MPH	DIFF	TIME OF DAY
1 -			1:05.208	66.68	5.052	11:45:51.382
2 -			1:01.516 (2)	70.69	1.360	11:46:52.898
3 -			1:00.156 (1)	72.28		11:47:53.054
4 -			1:03.178 (3)	68.83	3.022	11:48:56.232
5 -			1:09.254	62.79	9.098	11:50:05.486
6 -			1:09.340	62.71	9.184	11:51:14.826
7 -			1:08.653	63.34	8.497	11:52:23.479
8 -			1:08.935	63.08	8.779	11:53:32.414
9 -			1:08.526	63.45	8.370	11:54:40.940
10 -			1:08.163	63.79	8.007	11:55:49.103
11 -			1:07.927	64.01	7.771	11:56:57.030

P13 66		Mitch DUCRAN		Suzuki SV650 - JP Haulage		
IDEAL LAP TIME : 55.678		BEST LAP TIME : 55.678		DIFFERENCE : 0.000		
LAP	SECTOR 1	SECTOR 2	LAP TIME	MPH	DIFF	TIME OF DAY
1 -		23.199	1:03.679	68.28	8.001	11:45:49.853
2 -	33.419	22.259	55.678 (1)	78.10		11:46:45.531
3 -	33.861	22.564	56.425 (2)	77.06	0.747	11:47:41.956
4 -	34.588	24.573	59.161 (3)	73.50	3.483	11:48:41.117
5 -	36.143	29.191	1:05.334	66.55	9.656	11:49:46.451
6 -	40.921	29.109	1:10.030	62.09	14.352	11:50:56.481
7 -	39.829	27.871	1:07.700	64.23	12.022	11:52:04.181

P14 272		Christopher COWAN		Suzuki SV650 - IMP Racing International		
IDEAL LAP TIME : 1:18.204		BEST LAP TIME : 1:18.955		DIFFERENCE : 0.751		
LAP	SECTOR 1	SECTOR 2	LAP TIME	MPH	DIFF	TIME OF DAY
1 -		31.072	1:25.081	51.11	6.126	11:46:11.255
2 -	48.582	30.373	1:18.955 (1)	55.07		11:47:30.210
3 -	47.831	31.436	1:19.267 (2)	54.86	0.312	11:48:49.477
4 -	47.930	33.991	1:21.921 (3)	53.08	2.966	11:50:11.398

P15 30		Connor WADE		Suzuki SV650 - WELD CARE INDUSTRIES		
IDEAL LAP TIME : 58.784		BEST LAP TIME : 59.157		DIFFERENCE : 0.373		
LAP	SECTOR 1	SECTOR 2	LAP TIME	MPH	DIFF	TIME OF DAY
1 -		23.913	1:05.701	66.18	6.544	11:45:51.875
2 -	36.722	24.514	1:01.236 (2)	71.01	2.079	11:46:53.111
3 -	35.511	23.646	59.157 (1)	73.50		11:47:52.268

BMCRC - MRO Championships 2022 - Rnd 1 @ Brands Hatch Indy

MRO Minitwins

RACE 5 - SECTOR ANALYSIS



SECTOR 1 = FL to I1, SECTOR 2 = I1 to FL, DIFF = Difference To Personal Best Lap, P = Crossed Finish Line in Pit Lane, D = Time Disallowed

P16	258	Ande FRIEND	Suzuki SV650 - Flying colours Motorcycle Training			
IDEAL LAP TIME : 1:00.634		BEST LAP TIME : 1:01.813		DIFFERENCE : 1.179		
LAP	SECTOR 1	SECTOR 2	LAP TIME	MPH	DIFF	TIME OF DAY
1 -		24.397	1:08.328	63.64	6.515	11:45:54.502
2 -	39.037	25.993	1:05.030 (2)	66.87	3.217	11:46:59.532
3 -	37.665	24.148	1:01.813 (1)	70.35		11:48:01.345
P17	138	Craig JARMIN	Suzuki SV650 - SK PreP			
IDEAL LAP TIME : 1:00.674		BEST LAP TIME : 1:02.157		DIFFERENCE : 1.483		
LAP	SECTOR 1	SECTOR 2	LAP TIME	MPH	DIFF	TIME OF DAY
1 -		24.452	1:09.518	62.55	7.361	11:45:55.692
2 -	38.057	25.704	1:03.761 (2)	68.20	1.604	11:46:59.453
3 -	38.113	24.044	1:02.157 (1)	69.96		11:48:01.610
P18	81	Malvern MAY	Suzuki SV650 - IMP racing			
IDEAL LAP TIME : 59.283		BEST LAP TIME : 59.874		DIFFERENCE : 0.591		
LAP	SECTOR 1	SECTOR 2	LAP TIME	MPH	DIFF	TIME OF DAY
1 -		23.973	1:06.840	65.05	6.966	11:45:53.014
2 -	36.270	24.677	1:00.947 (2)	71.35	1.073	11:46:53.961
3 -	35.310	24.564	59.874 (1)	72.62		11:47:53.835
P19	144	Nick CRONIN	Suzuki SV650 -			
IDEAL LAP TIME : 1:02.789		BEST LAP TIME : 1:05.693		DIFFERENCE : 2.904		
LAP	SECTOR 1	SECTOR 2	LAP TIME	MPH	DIFF	TIME OF DAY
1 -		24.342	1:07.852	64.08	2.159	11:45:54.026
2 -	39.308	26.385	1:05.693 (1)	66.19		11:46:59.719
3 -	40.071	25.775	1:05.846 (2)	66.04	0.153	11:48:05.565
P20	116	Gareth FAITH	Suzuki SV650 - Sitramoto			
IDEAL LAP TIME : 1:03.298		BEST LAP TIME : 1:03.958		DIFFERENCE : 0.660		
LAP	SECTOR 1	SECTOR 2	LAP TIME	MPH	DIFF	TIME OF DAY
1 -		25.165	1:11.842	60.53	7.884	11:45:58.016
2 -	38.879	25.079	1:03.958 (1)	67.99		11:47:01.974
3 -	39.198	24.848	1:04.046 (2)	67.89	0.088	11:48:06.020
P21	44	Tony PARKER	Suzuki SV650 - Insta ... emerald_elevators			
IDEAL LAP TIME : 1:00.235		BEST LAP TIME : 1:01.950		DIFFERENCE : 1.715		
LAP	SECTOR 1	SECTOR 2	LAP TIME	MPH	DIFF	TIME OF DAY
1 -		23.808	1:06.425	65.46	4.475	11:45:52.599
2 -	36.427	25.523	1:01.950 (1)	70.19		11:46:54.549
P22	102	Joe THOMAS	Suzuki SV650 -			
IDEAL LAP TIME :		BEST LAP TIME :		DIFFERENCE :		
LAP	SECTOR 1	SECTOR 2	LAP TIME	MPH	DIFF	TIME OF DAY
1 -		23.483	1:04.168	67.76		11:45:50.342

BMCRC - MRO Championships 2022 - Rnd 1 @ Brands Hatch Indy

MRO Minitwins

RACE 5 - BEST SECTORS

SECTOR 1			SECTOR 2			IDEAL / BEST COMPARISON						
POS	NO	NAME	TIME	NO	NAME	TIME	POS	NO	NAME	IDEAL	BEST	DIFF
									PERFECT LAP	55.645		
1	63	PERFITT	33.386	66	DUCRAN	22.259	1	66	DUCRAN	55.678	55.678	0.000
2	66	DUCRAN	33.419	63	PERFITT	22.440	2	63	PERFITT	55.826	55.975	0.149
3	19	LILLEY	33.871	234	FLUX	22.529	3	19	LILLEY	56.441	56.459	0.018
4	234	FLUX	33.921	19	LILLEY	22.570	4	234	FLUX	56.450	56.450	0.000
5	166	BAKER	33.951	166	BAKER	22.934	5	166	BAKER	56.885	56.885	0.000
6	97	MANN	33.995	97	MANN	22.941	6	97	MANN	56.936	56.936	0.000
7	30	WADE	35.138	34	JOHNSON	22.993	7	30	WADE	58.784	59.157	0.373
8	18	LANE	35.175	102	THOMAS	23.483	8	18	LANE	59.088	59.273	0.185
9	81	MAY	35.310	561	LESLIE	23.488	9	34	JOHNSON	59.131	59.410	0.279
10	70	HALL	35.876	30	WADE	23.646	10	81	MAY	59.283	59.874	0.591
11	561	LESLIE	35.897	47	BOHANAN	23.762	11	561	LESLIE	59.385	59.385	0.000
12	34	JOHNSON	36.138	44	PARKER	23.808	12	47	BOHANAN	1:00.166	1:00.374	0.208
13	47	BOHANAN	36.404	18	LANE	23.913	13	44	PARKER	1:00.235	1:01.950	1.715
14	44	PARKER	36.427	81	MAY	23.973	14	258	FRIEND	1:00.634	1:01.813	1.179
15	258	FRIEND	36.486	138	JARMIN	24.044	15	138	JARMIN	1:00.674	1:02.157	1.483
16	138	JARMIN	36.630	258	FRIEND	24.148	16	70	HALL	1:00.686	1:00.811	0.125
17	119	ELLIS	38.074	144	CRONIN	24.342	17	144	CRONIN	1:02.789	1:05.693	2.904
18	144	CRONIN	38.447	70	HALL	24.810	18	119	ELLIS	1:03.158	1:04.029	0.871
19	116	FAITH	38.450	116	FAITH	24.848	19	116	FAITH	1:03.298	1:03.958	0.660
20	272	COWAN	47.831	119	ELLIS	25.084	20	272	COWAN	1:18.204	1:18.955	0.751
21				272	COWAN	30.373	21	102	THOMAS			
22							22	184	TWYFORD		1:00.156	
23												
24												

BMCRC - MRO Championships 2022 - Rnd 1 @ Brands Hatch Indy

MRO Minitwins

RACE 5 - STATISTICS

Competitors Started 23
Planned Start 2022-03-13 @ 11:45:00.000
Actual Start 2022-03-13 @ 11:44:46.173
Finish Time 2022-03-13 @ 11:56:32.302
Track Length 1.2079mi.
Total Laps 172
Total Distance Covered 207.7666mi.

Session Fastest Lap History

NO	NAME	LAP TIME	TIME OF DAY	LAP	VEHICLE
63	Stephen PERFITT	55.975	11:46:43.462	2	Suzuki SV650
66	Mitch DUCRAN	55.678	11:46:45.559	2	Suzuki SV650

Session Leader History

NO	NAME	FROM LAP	LAPS LED	DISTANCE	VEHICLE
63	Stephen PERFITT	1	12	14.49 miles	Suzuki SV650

Flag History

TYPE	TIME OF DAY
GREEN	11:44:46.173
FINISH	11:56:32.302

Flag Statistics

TYPE	COUNT	TOTAL LAPS	TOTAL TIME
Green	1	12	12:49.327
Red	0	0	0.000
Safety Car	0	0	0.000
FCY	0	0	0.000

BMCRC - MRO Championships 2022 - Rnd 1 @ Brands Hatch Indy



MRO Minitwins

RACE 15 - GRID (12 Laps)

ROW 9	27		26	121 Samuel KENT	25	99 Lee ELLIS
ROW 8	24	26 Glynn DAVIES	23	272 Christopher COWAN 1:18.955	22	144 Nick CRONIN 1:05.693
ROW 7	21	119 Gerallt ELLIS 1:04.029	20	116 Gareth FAITH 1:03.958	19	138 Craig JARMIN 1:02.157
ROW 6	18	44 Tony PARKER 1:01.950	17	102 Joe THOMAS	16	258 Ande FRIEND 1:01.813
ROW 5	15	70 Colin HALL 1:00.811	14	47 Tristan BOHANAN 1:00.374	13	184 David TWYFORD 1:00.156
ROW 4	12	81 Malvern MAY 59.874	11	6 Martin COOPER	10	34 Andrew JOHNSON 59.410
ROW 3	9	561 David LESLIE 59.385	8	18 Stephen LANE 59.273	7	30 Connor WADE 59.157
ROW 2	6	97 Alex MANN 56.936	5	166 Nik BAKER 56.885	4	19 Kevin LILLEY 56.459
ROW 1	3	234 Andy FLUX 56.450	2	63 Stephen PERFITT 55.975	1	66 Mitch DUCRAN 55.678
Pole						

Brands Hatch Indy: 1.2079 miles

These results are provisional until the conclusion of any judicial and technical matters.

Clerk Of Course :	Stewards :	Timekeeper : Craig Smith
-------------------	------------	--------------------------

Results can be found at www.tsl-timing.com

Printed - 12:04 Sunday, 13 March 2022



BMCRC - MRO Championships 2022 - Rnd 1 @ Brands Hatch Indy



MRO Minitwins

RACE 15 - CLASSIFICATION

POS	NO	NAME	ENTRY	LAPS	TIME	GAP	DIFF	MPH	BEST	ON
1	63	Stephen PERFITT	Suzuki SV650 - PKP Services Ltd	6	5:47.491			75.08	56.371	5
2	66	Mitch DUCRAN	Suzuki SV650 - JP Haulage	6	5:47.695	0.204	0.204	75.04	56.282	5
3	234	Andy FLUX	Suzuki SV650 - Mach 1 Automotive LTD / Goodwin F	6	5:50.193	2.702	2.498	74.50	56.957	3
4	26	Glynn DAVIES	Suzuki SV650 -	6	5:50.268	2.777	0.075	74.49	55.109	6
5	19	Kevin LILLEY	Suzuki SV650 - Trafalgar Cleaning Eqpt. / Steve Jorr	6	5:56.769	9.278	6.501	73.13	57.937	2
6	166	Nik BAKER	Suzuki SV650 - K66	6	6:05.011	17.520	8.242	71.48	59.036	3
7	184	David TWYFORD	Suzuki SV650 -	6	6:06.902	19.411	1.891	71.11	59.589	4
8	561	David LESLIE	Suzuki SV650 -	6	6:12.273	24.782	5.371	70.08	59.842	6
9	18	Stephen LANE	Suzuki SV650 -	6	6:12.839	25.348	0.566	69.98	1:00.132	6
10	97	Alex MANN	Suzuki SV650 - Michael Jones Jewellers,Esprit Grou	6	6:12.876	25.385	0.037	69.97	1:00.637	6
11	34	Andrew JOHNSON	Suzuki SV650 - Rose & Charlie Racing	6	6:13.541	26.050	0.665	69.84	1:00.618	3
12	116	Gareth FAITH	Suzuki SV650 - Sitramoto	6	6:18.665	31.174	5.124	68.90	1:01.163	5
13	81	Malvern MAY	Suzuki SV650 - IMP racing	6	6:18.926	31.435	0.261	68.85	1:01.223	5
14	138	Craig JARMIN	Suzuki SV650 - SK PreP	6	6:19.813	32.322	0.887	68.69	1:01.459	5
15	47	Tristan BOHANAN	Suzuki SV650 - Myself	6	6:21.675	34.184	1.862	68.36	1:01.195	5
16	70	Colin HALL	Suzuki SV650 -	6	6:43.851	56.360	22.176	64.60	1:05.010	5
17	272	Christopher COWAN	Suzuki SV650 - IMP Racing International	5	6:30.269	1 Lap	1 Lap	55.71	1:16.217	4
NOT CLASSIFIED										
DNF	6	Martin COOPER	Suzuki SV650 -	1	1:05.746	5 Laps	4 Laps	66.14		
FASTEST LAP										
	26	Glynn DAVIES	Suzuki SV650 -	6	55.109			78.90 mph	126.99 kph	

92.5% of Race Speed = 69.44 mph

Weather / Track : Cloudy / Wet

These results are provisional until the conclusion of any judicial and technical matters.

Race Distance: 6 Laps / 7.24 miles

Brands Hatch Indy: 1.2079 miles

Date: 13/03/2022 Start: 16:26 Finish: 16:32

Clerk Of Course :	Stewards :	Timekeeper : Craig Smith
-------------------	------------	--------------------------

Results can be found at www.tsl-timing.com

Printed - 16:34 Sunday, 13 March 2022



BMCRC - MRO Championships 2022 - Rnd 1 @ Brands Hatch Indy

MRO Minitwins

RACE 15 - LAP CHART

LAP 1 @ 16:27:16.527

NO	BEHIND	LAP TIME
63		1:02.824
66	0.351	1:03.175
234	0.439	1:03.263
19	1.375	1:04.199
6	2.922	1:05.746
166	3.139	1:05.963
97	3.525	1:06.349
26	3.602	1:06.426
184	3.938	1:06.762
561	4.417	1:07.241
34	6.141	1:08.965
81	6.198	1:09.022
18	6.342	1:09.166
47	6.731	1:09.555
116	7.508	1:10.332
138	7.855	1:10.679
70	10.828	1:13.652
272	19.855	1:22.679

LAP 2 @ 16:28:13.944

NO	BEHIND	LAP TIME
63		57.417
66	0.514	57.580
234	1.054	58.032
19	1.895	57.937
26	5.242	59.057
166	5.374	59.652
184	7.099	1:00.578
97	7.613	1:01.505
561	7.968	1:00.968
34	9.911	1:01.187
18	10.659	1:01.734
116	11.446	1:01.355
81	11.693	1:02.912
47	11.802	1:02.488
138	13.088	1:02.650
70	20.408	1:06.997
272	39.207	1:16.769

LAP 3 @ 16:29:10.942

NO	BEHIND	LAP TIME
63		56.998
66	0.147	56.631
234	1.013	56.957
19	3.010	58.113
26	5.487	57.243
166	7.412	59.036
184	10.115	1:00.014
97	11.593	1:00.978
561	11.769	1:00.799
34	13.531	1:00.618
18	14.119	1:00.458
116	15.872	1:01.424
47	17.055	1:02.251
81	17.091	1:02.396
138	17.551	1:01.461
70	30.248	1:06.838

LAP 4 @ 16:30:08.402

NO	BEHIND	LAP TIME
63		57.460

66	0.195	57.508
234	0.775	57.222
272	1 Lap	1:17.998
19	4.466	58.916
26	4.682	56.655
166	9.984	1:00.032
184	12.244	59.589
97	16.125	1:01.992
561	16.308	1:01.999
34	16.974	1:00.903
18	17.449	1:00.790
81	21.205	1:01.574
47	21.456	1:01.861
116	21.539	1:03.127
138	22.177	1:02.086
70	38.902	1:06.114

LAP 5 @ 16:31:04.773

NO	BEHIND	LAP TIME
63		56.371
66	0.106	56.282
234	1.518	57.114
26	4.089	55.778
19	6.998	58.903
166	13.386	59.773
184	16.137	1:00.264
97	21.169	1:01.415
561	21.361	1:01.424
18	21.637	1:00.559
34	21.770	1:01.167
272	1 Lap	1:16.217
81	26.057	1:01.223
47	26.280	1:01.195
116	26.331	1:01.163
138	27.265	1:01.459
70	47.541	1:05.010

LAP 6 @ 16:32:01.194

NO	BEHIND	LAP TIME
63		56.421
66	0.204	56.519
234	2.702	57.605
26	2.777	55.109
19	9.278	58.701
166	17.520	1:00.555
184	19.411	59.695
561	24.782	59.842
18	25.348	1:00.132
97	25.385	1:00.637
34	26.050	1:00.701
116	31.174	1:01.264
81	31.435	1:01.799
138	32.322	1:01.478
47	34.184	1:04.325
272	1 Lap	1:16.606
70	56.360	1:05.240

BMCRC - MRO Championships 2022 - Rnd 1 @ Brands Hatch Indy

MRO Minitwins

RACE 15 - SECTOR ANALYSIS



SECTOR 1 = FL to I1, SECTOR 2 = I1 to FL, DIFF = Difference To Personal Best Lap, P = Crossed Finish Line in Pit Lane, D = Time Disallowed

P1 63		Stephen PERFITT		Suzuki SV650 - PKP Services Ltd		
IDEAL LAP TIME : 56.300		BEST LAP TIME : 56.371		DIFFERENCE : 0.071		
LAP	SECTOR 1	SECTOR 2	LAP TIME	MPH	DIFF	TIME OF DAY
1 -		23.282	1:02.824	69.21	6.453	16:27:16.527
2 -	34.323	23.094	57.417	75.73	1.046	16:28:13.944
3 -	33.930	23.068	56.998 (3)	76.29	0.627	16:29:10.942
4 -	34.045	23.415	57.460	75.68	1.089	16:30:08.402
5 -	33.587	22.784	56.371 (1)	77.14		16:31:04.773
6 -	33.708	22.713	56.421 (2)	77.07	0.050	16:32:01.194

P2 66		Mitch DUCRAN		Suzuki SV650 - JP Haulage		
IDEAL LAP TIME : 56.282		BEST LAP TIME : 56.282		DIFFERENCE : 0.000		
LAP	SECTOR 1	SECTOR 2	LAP TIME	MPH	DIFF	TIME OF DAY
1 -		23.165	1:03.175	68.83	6.893	16:27:16.878
2 -	34.489	23.091	57.580	75.52	1.298	16:28:14.458
3 -	34.075	22.556	56.631 (3)	76.78	0.349	16:29:11.089
4 -	34.327	23.181	57.508	75.61	1.226	16:30:08.597
5 -	33.744	22.538	56.282 (1)	77.26		16:31:04.879
6 -	33.946	22.573	56.519 (2)	76.94	0.237	16:32:01.398

P3 234		Andy FLUX		Suzuki SV650 - Mach 1 Automotive LTD / Goodwin Pest Manag		
IDEAL LAP TIME : 56.755		BEST LAP TIME : 56.957		DIFFERENCE : 0.202		
LAP	SECTOR 1	SECTOR 2	LAP TIME	MPH	DIFF	TIME OF DAY
1 -		23.102	1:03.263	68.73	6.306	16:27:16.966
2 -	34.672	23.360	58.032	74.93	1.075	16:28:14.998
3 -	34.268	22.689	56.957 (1)	76.34		16:29:11.955
4 -	34.066	23.156	57.222 (3)	75.99	0.265	16:30:09.177
5 -	34.267	22.847	57.114 (2)	76.13	0.157	16:31:06.291
6 -	34.684	22.921	57.605	75.49	0.648	16:32:03.896

P4 26		Glynn DAVIES		Suzuki SV650 -		
IDEAL LAP TIME : 55.109		BEST LAP TIME : 55.109		DIFFERENCE : 0.000		
LAP	SECTOR 1	SECTOR 2	LAP TIME	MPH	DIFF	TIME OF DAY
1 -		23.346	1:06.426	65.46	11.317	16:27:20.129
2 -	35.271	23.786	59.057	73.63	3.948	16:28:19.186
3 -	34.444	22.799	57.243	75.96	2.134	16:29:16.429
4 -	34.162	22.493	56.655 (3)	76.75	1.546	16:30:13.084
5 -	33.377	22.401	55.778 (2)	77.96	0.669	16:31:08.862
6 -	32.908	22.201	55.109 (1)	78.90		16:32:03.971

P5 19		Kevin LILLEY		Suzuki SV650 - Trafalgar Cleaning Eqpt. / Steve Jordan Motorcy		
IDEAL LAP TIME : 57.799		BEST LAP TIME : 57.937		DIFFERENCE : 0.138		
LAP	SECTOR 1	SECTOR 2	LAP TIME	MPH	DIFF	TIME OF DAY
1 -		23.373	1:04.199	67.73	6.262	16:27:17.902
2 -	34.665	23.272	57.937 (1)	75.05		16:28:15.839
3 -	34.527	23.586	58.113 (2)	74.83	0.176	16:29:13.952
4 -	35.023	23.893	58.916	73.81	0.979	16:30:12.868
5 -	35.179	23.724	58.903	73.82	0.966	16:31:11.771
6 -	34.643	24.058	58.701 (3)	74.08	0.764	16:32:10.472

P6 166		Nik BAKER		Suzuki SV650 - K66		
IDEAL LAP TIME : 59.036		BEST LAP TIME : 59.036		DIFFERENCE : 0.000		
LAP	SECTOR 1	SECTOR 2	LAP TIME	MPH	DIFF	TIME OF DAY
1 -		24.064	1:05.963	65.92	6.927	16:27:19.666
2 -	35.428	24.224	59.652 (2)	72.89	0.616	16:28:19.318
3 -	35.175	23.861	59.036 (1)	73.66		16:29:18.354
4 -	35.516	24.516	1:00.032	72.43	0.996	16:30:18.386
5 -	35.634	24.139	59.773 (3)	72.75	0.737	16:31:18.159
6 -	35.941	24.614	1:00.555	71.81	1.519	16:32:18.714

BMCRC - MRO Championships 2022 - Rnd 1 @ Brands Hatch Indy

MRO Minitwins

RACE 15 - SECTOR ANALYSIS



SECTOR 1 = FL to I1, SECTOR 2 = I1 to FL, DIFF = Difference To Personal Best Lap, P = Crossed Finish Line in Pit Lane, D = Time Disallowed

P7 184		David TWYFORD		Suzuki SV650 -		
IDEAL LAP TIME : 59.453		BEST LAP TIME : 59.589		DIFFERENCE : 0.136		
LAP	SECTOR 1	SECTOR 2	LAP TIME	MPH	DIFF	TIME OF DAY
1 -		24.053	1:06.762	65.13	7.173	16:27:20.465
2 -	36.383	24.195	1:00.578	71.78	0.989	16:28:21.043
3 -	35.933	24.081	1:00.014 (3)	72.45	0.425	16:29:21.057
4 -	35.808	23.781	59.589 (1)	72.97		16:30:20.646
5 -	36.121	24.143	1:00.264	72.15	0.675	16:31:20.910
6 -	35.672	24.023	59.695 (2)	72.84	0.106	16:32:20.605

P8 561		David LESLIE		Suzuki SV650 -		
IDEAL LAP TIME : 59.842		BEST LAP TIME : 59.842		DIFFERENCE : 0.000		
LAP	SECTOR 1	SECTOR 2	LAP TIME	MPH	DIFF	TIME OF DAY
1 -		24.222	1:07.241	64.67	7.399	16:27:20.944
2 -	36.353	24.615	1:00.968 (3)	71.32	1.126	16:28:21.912
3 -	36.457	24.342	1:00.799 (2)	71.52	0.957	16:29:22.711
4 -	37.292	24.707	1:01.999	70.13	2.157	16:30:24.710
5 -	36.586	24.838	1:01.424	70.79	1.582	16:31:26.134
6 -	36.184	23.658	59.842 (1)	72.66		16:32:25.976

P9 18		Stephen LANE		Suzuki SV650 -		
IDEAL LAP TIME : 1:00.132		BEST LAP TIME : 1:00.132		DIFFERENCE : 0.000		
LAP	SECTOR 1	SECTOR 2	LAP TIME	MPH	DIFF	TIME OF DAY
1 -		25.355	1:09.166	62.87	9.034	16:27:22.869
2 -	37.337	24.397	1:01.734	70.44	1.602	16:28:24.603
3 -	36.576	23.882	1:00.458 (2)	71.92	0.326	16:29:25.061
4 -	36.685	24.105	1:00.790	71.53	0.658	16:30:25.851
5 -	36.566	23.993	1:00.559 (3)	71.80	0.427	16:31:26.410
6 -	36.302	23.830	1:00.132 (1)	72.31		16:32:26.542

P10 97		Alex MANN		Suzuki SV650 - Michael Jones Jewellers, Esprit Group, TT50 cars		
IDEAL LAP TIME : 1:00.468		BEST LAP TIME : 1:00.637		DIFFERENCE : 0.169		
LAP	SECTOR 1	SECTOR 2	LAP TIME	MPH	DIFF	TIME OF DAY
1 -		23.995	1:06.349	65.54	5.712	16:27:20.052
2 -	36.837	24.668	1:01.505	70.70	0.868	16:28:21.557
3 -	36.590	24.388	1:00.978 (2)	71.31	0.341	16:29:22.535
4 -	37.197	24.795	1:01.992	70.14	1.355	16:30:24.527
5 -	36.747	24.668	1:01.415 (3)	70.80	0.778	16:31:25.942
6 -	36.473	24.164	1:00.637 (1)	71.71		16:32:26.579

P11 34		Andrew JOHNSON		Suzuki SV650 - Rose & Charlie Racing		
IDEAL LAP TIME : 1:00.378		BEST LAP TIME : 1:00.618		DIFFERENCE : 0.240		
LAP	SECTOR 1	SECTOR 2	LAP TIME	MPH	DIFF	TIME OF DAY
1 -		24.346	1:08.965	63.05	8.347	16:27:22.668
2 -	36.868	24.319	1:01.187	71.07	0.569	16:28:23.855
3 -	36.729	23.889	1:00.618 (1)	71.73		16:29:24.473
4 -	36.781	24.122	1:00.903 (3)	71.40	0.285	16:30:25.376
5 -	36.513	24.654	1:01.167	71.09	0.549	16:31:26.543
6 -	36.836	23.865	1:00.701 (2)	71.63	0.083	16:32:27.244

P12 116		Gareth FAITH		Suzuki SV650 - Sitramoto		
IDEAL LAP TIME : 1:00.703		BEST LAP TIME : 1:01.163		DIFFERENCE : 0.460		
LAP	SECTOR 1	SECTOR 2	LAP TIME	MPH	DIFF	TIME OF DAY
1 -		24.562	1:10.332	61.82	9.169	16:27:24.035
2 -	37.215	24.140	1:01.355 (3)	70.87	0.192	16:28:25.390
3 -	37.561	23.863	1:01.424	70.79	0.261	16:29:26.814
4 -	38.292	24.835	1:03.127	68.88	1.964	16:30:29.941
5 -	37.184	23.979	1:01.163 (1)	71.09		16:31:31.104
6 -	37.745	23.519	1:01.264 (2)	70.98	0.101	16:32:32.368

BMCRC - MRO Championships 2022 - Rnd 1 @ Brands Hatch Indy

MRO Minitwins

RACE 15 - SECTOR ANALYSIS



SECTOR 1 = FL to I1, SECTOR 2 = I1 to FL, DIFF = Difference To Personal Best Lap, P = Crossed Finish Line in Pit Lane, D = Time Disallowed

P13 81		Malvern MAY		Suzuki SV650 - IMP racing		
IDEAL LAP TIME : 1:01.137		BEST LAP TIME : 1:01.223		DIFFERENCE : 0.086		
LAP	SECTOR 1	SECTOR 2	LAP TIME	MPH	DIFF	TIME OF DAY
1 -		25.253	1:09.022	63.00	7.799	16:27:22.725
2 -	37.796	25.116	1:02.912	69.12	1.689	16:28:25.637
3 -	37.595	24.801	1:02.396	69.69	1.173	16:29:28.033
4 -	36.922	24.652	1:01.574 (2)	70.62	0.351	16:30:29.607
5 -	36.485	24.738	1:01.223 (1)	71.02		16:31:30.830
6 -	37.030	24.769	1:01.799 (3)	70.36	0.576	16:32:32.629

P14 138		Craig JARMIN		Suzuki SV650 - SK PreP		
IDEAL LAP TIME : 1:01.255		BEST LAP TIME : 1:01.459		DIFFERENCE : 0.204		
LAP	SECTOR 1	SECTOR 2	LAP TIME	MPH	DIFF	TIME OF DAY
1 -		25.396	1:10.679	61.52	9.220	16:27:24.382
2 -	37.865	24.785	1:02.650	69.41	1.191	16:28:27.032
3 -	36.908	24.553	1:01.461 (2)	70.75	0.002	16:29:28.493
4 -	37.623	24.463	1:02.086	70.04	0.627	16:30:30.579
5 -	36.792	24.667	1:01.459 (1)	70.75		16:31:32.038
6 -	36.981	24.497	1:01.478 (3)	70.73	0.019	16:32:33.516

P15 47		Tristan BOHANAN		Suzuki SV650 - Myself		
IDEAL LAP TIME : 1:01.066		BEST LAP TIME : 1:01.195		DIFFERENCE : 0.129		
LAP	SECTOR 1	SECTOR 2	LAP TIME	MPH	DIFF	TIME OF DAY
1 -		24.613	1:09.555	62.51	8.360	16:27:23.258
2 -	37.578	24.910	1:02.488	69.59	1.293	16:28:25.746
3 -	37.817	24.434	1:02.251 (3)	69.85	1.056	16:29:27.997
4 -	37.019	24.842	1:01.861 (2)	70.29	0.666	16:30:29.858
5 -	36.632	24.563	1:01.195 (1)	71.06		16:31:31.053
6 -	38.120	26.205	1:04.325	67.60	3.130	16:32:35.378

P16 70		Colin HALL		Suzuki SV650 -		
IDEAL LAP TIME : 1:04.737		BEST LAP TIME : 1:05.010		DIFFERENCE : 0.273		
LAP	SECTOR 1	SECTOR 2	LAP TIME	MPH	DIFF	TIME OF DAY
1 -		26.708	1:13.652	59.04	8.642	16:27:27.355
2 -	40.347	26.650	1:06.997	64.90	1.987	16:28:34.352
3 -	40.452	26.386	1:06.838	65.06	1.828	16:29:41.190
4 -	40.066	26.048	1:06.114 (3)	65.77	1.104	16:30:47.304
5 -	38.822	26.188	1:05.010 (1)	66.89		16:31:52.314
6 -	39.325	25.915	1:05.240 (2)	66.65	0.230	16:32:57.554

P17 272		Christopher COWAN		Suzuki SV650 - IMP Racing International		
IDEAL LAP TIME : 1:16.051		BEST LAP TIME : 1:16.217		DIFFERENCE : 0.166		
LAP	SECTOR 1	SECTOR 2	LAP TIME	MPH	DIFF	TIME OF DAY
1 -		29.523	1:22.679	52.59	6.462	16:27:36.382
2 -	47.203	29.566	1:16.769 (3)	56.64	0.552	16:28:53.151
3 -	47.907	30.091	1:17.998	55.75	1.781	16:30:11.149
4 -	46.528	29.689	1:16.217 (1)	57.05		16:31:27.366
5 -	46.974	29.632	1:16.606 (2)	56.76	0.389	16:32:43.972

P18 6		Martin COOPER		Suzuki SV650 -		
IDEAL LAP TIME :		BEST LAP TIME :		DIFFERENCE :		
LAP	SECTOR 1	SECTOR 2	LAP TIME	MPH	DIFF	TIME OF DAY
1 -		23.751	1:05.746	66.14		16:27:19.449

BMCRC - MRO Championships 2022 - Rnd 1 @ Brands Hatch Indy

MRO Minitwins

RACE 15 - BEST SECTORS

SECTOR 1			SECTOR 2			IDEAL / BEST COMPARISON						
POS	NO	NAME	TIME	NO	NAME	TIME	POS	NO	NAME	IDEAL	BEST	DIFF
									PERFECT LAP	55.109		
1	26	DAVIES	32.908	26	DAVIES	22.201	1	26	DAVIES	55.109	55.109	0.000
2	63	PERFITT	33.587	66	DUCRAN	22.538	2	66	DUCRAN	56.282	56.282	0.000
3	66	DUCRAN	33.744	234	FLUX	22.689	3	63	PERFITT	56.300	56.371	0.071
4	234	FLUX	34.066	63	PERFITT	22.713	4	234	FLUX	56.755	56.957	0.202
5	19	LILLEY	34.527	19	LILLEY	23.272	5	19	LILLEY	57.799	57.937	0.138
6	166	BAKER	35.175	116	FAITH	23.519	6	166	BAKER	59.036	59.036	0.000
7	184	TWYFORD	35.672	561	LESLIE	23.658	7	184	TWYFORD	59.453	59.589	0.136
8	561	LESLIE	36.184	6	COOPER	23.751	8	561	LESLIE	59.842	59.842	0.000
9	18	LANE	36.302	184	TWYFORD	23.781	9	18	LANE	1:00.132	1:00.132	0.000
10	97	MANN	36.473	18	LANE	23.830	10	34	JOHNSON	1:00.378	1:00.618	0.240
11	81	MAY	36.485	166	BAKER	23.861	11	97	MANN	1:00.468	1:00.637	0.169
12	34	JOHNSON	36.513	34	JOHNSON	23.865	12	116	FAITH	1:00.703	1:01.163	0.460
13	47	BOHANAN	36.632	97	MANN	23.995	13	47	BOHANAN	1:01.066	1:01.195	0.129
14	138	JARMIN	36.792	47	BOHANAN	24.434	14	81	MAY	1:01.137	1:01.223	0.086
15	116	FAITH	37.184	138	JARMIN	24.463	15	138	JARMIN	1:01.255	1:01.459	0.204
16	70	HALL	38.822	81	MAY	24.652	16	70	HALL	1:04.737	1:05.010	0.273
17	272	COWAN	46.528	70	HALL	25.915	17	272	COWAN	1:16.051	1:16.217	0.166
18				272	COWAN	29.523	18	6	COOPER			

BMCRC - MRO Championships 2022 - Rnd 1 @ Brands Hatch Indy

MRO Minitwins

RACE 15 - STATISTICS

Competitors Started	18
Planned Start	2022-03-13 @ 15:40:00.000
Actual Start	2022-03-13 @ 16:26:13.702
Finish Time	2022-03-13 @ 16:32:01.193
Track Length	1.2079mi.
Total Laps	102
Total Distance Covered	123.2104mi.

Session Fastest Lap History

NO	NAME	LAP TIME	TIME OF DAY	LAP	VEHICLE
63	Stephen PERFITT	57.417	16:28:13.962	2	Suzuki SV650
63	Stephen PERFITT	56.998	16:29:10.961	3	Suzuki SV650
66	Mitch DUCRAN	56.631	16:29:11.116	3	Suzuki SV650
63	Stephen PERFITT	56.371	16:31:04.792	5	Suzuki SV650
66	Mitch DUCRAN	56.282	16:31:04.907	5	Suzuki SV650
26	Glynn DAVIES	55.778	16:31:08.891	5	Suzuki SV650
26	Glynn DAVIES	55.109	16:32:03.971	6	Suzuki SV650

Session Leader History

NO	NAME	FROM LAP	LAPS LED	DISTANCE	VEHICLE
63	Stephen PERFITT	1	6	7.24 miles	Suzuki SV650

Flag History

TYPE	TIME OF DAY
GREEN	16:26:13.702
FINISH	16:32:01.193

Flag Statistics

TYPE	COUNT	TOTAL LAPS	TOTAL TIME
Green	1	6	6:49.631
Red	0	0	0.000
Safety Car	0	0	0.000
FCY	0	0	0.000

Kawasaki

*Team
Green*
JUNIOR CUP

ACU TEAM GREEN JUNIOR CUP & SENIOR 300



BMCRC-MRO Championships - Round 1
Brands Hatch Indy
12th / 13th March 2022



Timing & Results Provided by Timing Solutions Ltd

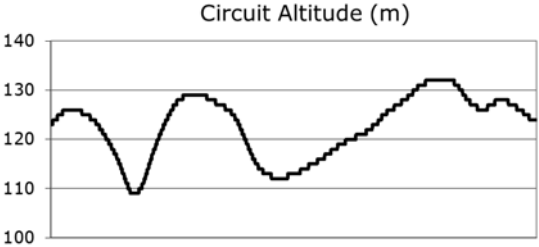
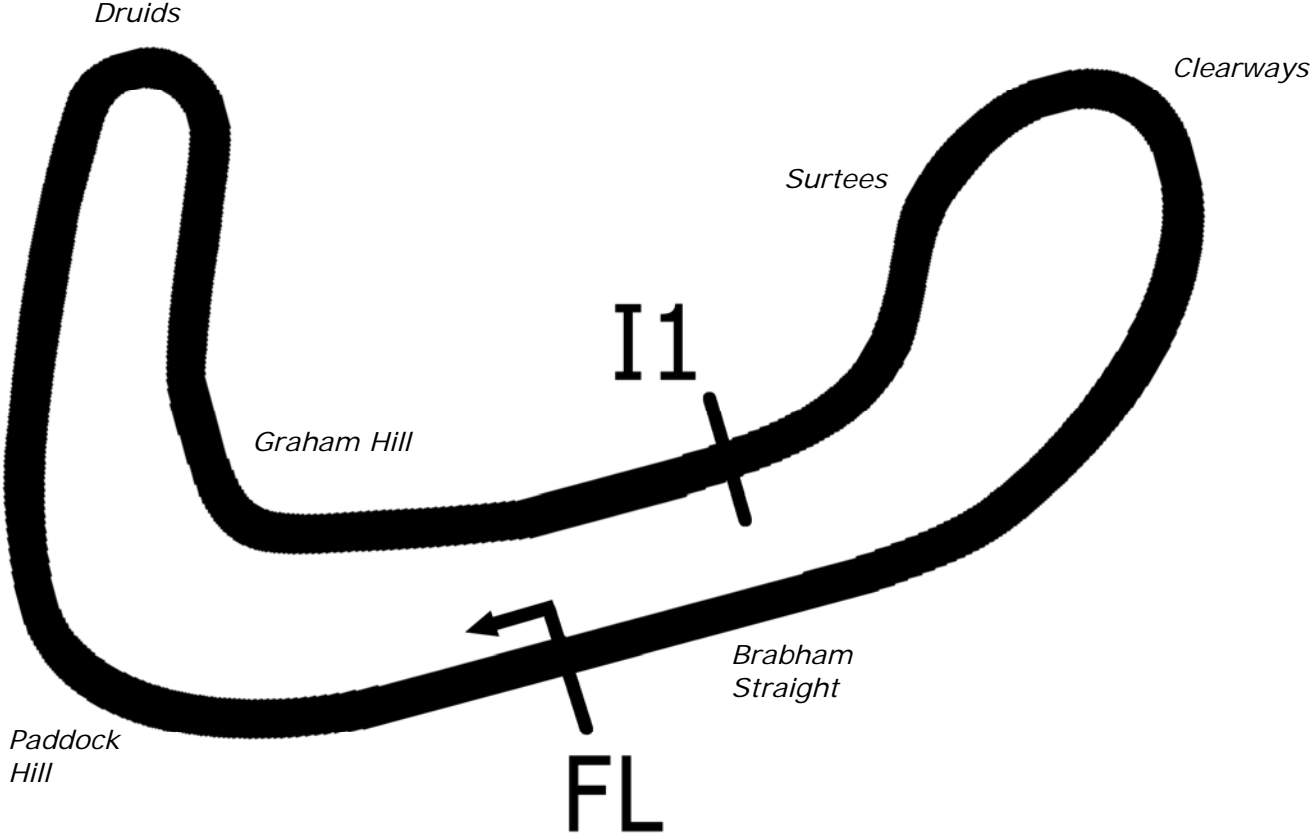
www.tsl-timing.com

Brands Hatch Indy



SPORTS TIMING

TIMING SOLUTIONS LTD



Length	1.2079 miles	1944.0 m	
FL		51.36032 N	0.26032 E
I1	1112m	51.35934 N	0.25955 E
Pit Entry	1669m	51.35911 N	0.25743 E
Pit Exit	26m after FL	51.36027 N	0.26078 E
Pit Entry–Pit Exit 277m, 16.6s @60kph, 12.4s @80kph			

BMCRC - MRO Championships 2022 - Rnd 1 @ Brands Hatch Indy



ACU Team Green Junior Cup & Senior 300

QUALIFYING - CLASSIFICATION

Kawasaki

POS	NO	CL	PIC NAME	ENTRY	TIME	ON	LAPS	GAP	DIFF	MPH
1	8	S	1 Phil ATKINSON	Kawasaki NINJA 400 - ROSE MOT	1:02.869	7	11			69.16
2	777	J	1 Maximus HARDY	Kawasaki NINJA 400 - DAD	1:03.562	10	11	0.693	0.693	68.41
3	0	S	2 Riccardo BILO	Kawasaki NINJA 300 -	1:03.654	8	9	0.785	0.092	68.31
4	60	J	2 Lennon DOCHERTY	Kawasaki NINJA 400 - Doc Fit Training	1:03.841	9	11	0.972	0.187	68.11
5	131*	J	3 Dylan MELLOR	Kawasaki NINJA 300 - BDS Motorcycles	1:04.426	7	11	1.557	0.585	67.49
6	87	J	4 James CLEARY	Kawasaki NINJA 300 - Mum and Dad	1:04.863	8	10	1.994	0.437	67.04
7	31	J	5 Robbie PARK	Kawasaki NINJA -	1:04.888	10	10	2.019	0.025	67.01
8	125	J	6 Ben JOLLIFFE	Kawasaki NINJA 300 -	1:05.147	10	10	2.278	0.259	66.75
9	97	J	7 Ben PLATT	Kawasaki NINJA 400 - ADSS Ltd	1:05.278	8	10	2.409	0.131	66.61
10	48	S	3 Kevin SABBARTON	Kawasaki NINJA 300 -	1:05.662	9	10	2.793	0.384	66.22
11	70	S	4 Justin WHITE	Kawasaki NINJA 400 - Just In Graphics	1:05.681	10	11	2.812	0.019	66.20
12	34	J	8 Oliver ARBON	Kawasaki NINJA 400 - TT Plumbing & Heating	1:05.825	10	10	2.956	0.144	66.06
13	19	J	9 James O'MARA	Kawasaki NINJA 300 - BRP Machining Ltd	1:05.988	10	11	3.119	0.163	65.89
14	58	J	10 Matthew WOOD	Kawasaki NINJA 300 -	1:06.018	8	10	3.149	0.030	65.86
15	50	J	11 Jay YELDHAM	Kawasaki NINJA 300 - WKD Installations	1:06.074	9	10	3.205	0.056	65.81
16	32	S	5 Conor MURRAY	Kawasaki NINJA 300 -	1:06.076	5	7	3.207	0.002	65.81
17	44*	J	12 Sam GREEN	Kawasaki NINJA 300 -	1:06.141	7	9	3.272	0.065	65.74
18	18	J	13 George HIGGINS	Kawasaki NINJA 400 - Aztec Racing	1:06.344	9	10	3.475	0.203	65.54
19	400	S	6 Stuart THURTLE	Kawasaki NINJA 400 - TeamTortoise Racing	1:06.448	8	10	3.579	0.104	65.44
20	91	J	14 Sam HIRST	Kawasaki NINJA - Valley Racing	1:07.035	10	10	4.166	0.587	64.87
21	62	S	7 Nicholas BETTRIDGE	Kawasaki NINJA - Weald builders	1:07.497	10	10	4.628	0.462	64.42
22	27	J	15 Felix DORLING	Kawasaki NINJA 400 - Kernow Controls	1:07.506	9	10	4.637	0.009	64.41
23	66	S	8 Mark SMITH	Kawasaki NINJA 300 - MHP EXHAUST'S	1:07.853	7	10	4.984	0.347	64.08
24	173	S	9 Jason HEANAN	Kawasaki NINJA 300 -	1:08.239	9	10	5.370	0.386	63.72
25	77	J	16 Joe WHITE	Kawasaki NINJA 400 - Just In Graphics /MZ CONTRAC	1:08.262	10	10	5.393	0.023	63.70
26	118	J	17 Max HALL	Kawasaki NINJA 300 - Racecraft rider development	1:08.474	10	10	5.605	0.212	63.50
27	73	S	10 Jemma HANNAFORD	Kawasaki NINJA 300 -	1:08.715	9	10	5.846	0.241	63.28
28	311	J	18 Nathan-Ellis WARD	Kawasaki NINJA 300 - Zipped up racing	1:08.981	2	2	6.112	0.266	63.04
29	4	S	11 Nigel FRANKLIN	Kawasaki NINJA - Jane Franklin	1:10.415	10	10	7.546	1.434	61.75
30	56	S	12 Jack HAYES-WOLFF	Kawasaki NINJA 300 -	1:12.043	4	9	9.174	1.628	60.36
31	14	J	20 Maryann McCARTNEY	Kawasaki NINJA 300 -	1:12.981	9	9	10.112	0.938	59.58
32	67	J	19 Iwan JONES	Kawasaki NINJA 300 -	1:13.250	8	9	10.381	0.269	59.36
33	41	S	13 Stephen ROBEY	Kawasaki NINJA 250 - A&L Composites	1:16.264	7	7	13.395	3.014	57.02
34	54	S	14 Ben SCOTT	Kawasaki NINJA 250 - GI Landscapes VampTech	1:25.126	2	2	22.257	8.862	51.08

* Bike 44 - Please fit a working transponder

* Bike 131 - Transponder has poor signal. Please see Timekeepers.

Weather / Track : Cloudy / Damp

These results are provisional until the conclusion of any judicial and technical matters.

Brands Hatch Indy: 1.2079 miles
Date: 12/03/2022 Start: 08:59 Finish: 09:11

Clerk Of Course :	Stewards :	Timekeeper : Craig Smith
-------------------	------------	--------------------------

Results can be found at www.tsl-timing.com

Printed - 09:13 Saturday, 12 March 2022



BMCRC - MRO Championships 2022 - Rnd 1 @ Brands Hatch Indy

ACU Team Green Junior Cup & Senior 300

QUALIFYING - SECTOR ANALYSIS



SECTOR 1 = FL to I1, SECTOR 2 = I1 to FL, DIFF = Difference To Personal Best Lap, P = Crossed Finish Line in Pit Lane, D = Time Disallowed

P1		8 S		Phil ATKINSON		Kawasaki NINJA 400 - ROSE MOT	
IDEAL LAP TIME : 1:02.839		BEST LAP TIME : 1:02.869		DIFFERENCE : 0.030			
LAP	SECTOR 1	SECTOR 2	LAP TIME	MPH	DIFF	TIME OF DAY	
1 -	41.799	27.476	1:09.275	62.77	6.406	09:01:15.948	
2 -	40.499	26.249	1:06.748	65.14	3.879	09:02:22.696	
3 -	38.106	25.686	1:03.792 (3)	68.16	0.923	09:03:26.488	
4 -	38.297	25.613	1:03.910	68.04	1.041	09:04:30.398	
5 -	38.677	27.928	1:06.605	65.28	3.736	09:05:37.003	
6 -	39.413	26.388	1:05.801	66.08	2.932	09:06:42.804	
7 -	37.553	25.316	1:02.869 (1)	69.16		09:07:45.673	
8 -	37.713	25.286	1:02.999 (2)	69.02	0.130	09:08:48.672	
9 -	38.237	25.612	1:03.849	68.10	0.980	09:09:52.521	
10 -	38.386	26.419	1:04.805	67.10	1.936	09:10:57.326	
11 -	39.101	25.359	1:04.460	67.46	1.591	09:12:01.786	

P2		777 J		Maximus HARDY		Kawasaki NINJA 400 - DAD	
IDEAL LAP TIME : 1:03.562		BEST LAP TIME : 1:03.562		DIFFERENCE : 0.000			
LAP	SECTOR 1	SECTOR 2	LAP TIME	MPH	DIFF	TIME OF DAY	
1 -	42.675	27.337	1:10.012	62.11	6.450	09:01:16.050	
2 -	40.542	26.794	1:07.336	64.58	3.774	09:02:23.386	
3 -	39.372	25.905	1:05.277	66.61	1.715	09:03:28.663	
4 -	38.883	26.425	1:05.308	66.58	1.746	09:04:33.971	
5 -	39.425	26.025	1:05.450	66.44	1.888	09:05:39.421	
6 -	38.897	26.155	1:05.052	66.84	1.490	09:06:44.473	
7 -	38.915	25.548	1:04.463	67.45	0.901	09:07:48.936	
8 -	38.389	25.588	1:03.977 (2)	67.97	0.415	09:08:52.913	
9 -	38.671	25.375	1:04.046 (3)	67.89	0.484	09:09:56.959	
10 -	38.217	25.345	1:03.562 (1)	68.41		09:11:00.521	
11 -	38.860	25.534	1:04.394	67.53	0.832	09:12:04.915	

P3		0 S		Riccardo BILO		Kawasaki NINJA 300 -	
IDEAL LAP TIME : 1:03.654		BEST LAP TIME : 1:03.654		DIFFERENCE : 0.000			
LAP	SECTOR 1	SECTOR 2	LAP TIME	MPH	DIFF	TIME OF DAY	
1 -	OUTLAP	27.205	1:13.123	59.46	9.469	09:02:50.715	
2 -	39.209	29.191	1:08.400	63.57	4.746	09:03:59.115	
3 -	39.740	26.581	1:06.321	65.56	2.667	09:05:05.436	
4 -	40.071	26.936	1:07.007	64.89	3.353	09:06:12.443	
5 -	39.533	25.669	1:05.202	66.69	1.548	09:07:17.645	
6 -	38.698	26.290	1:04.988	66.91	1.334	09:08:22.633	
7 -	38.850	25.568	1:04.418 (2)	67.50	0.764	09:09:27.051	
8 -	38.557	25.097	1:03.654 (1)	68.31		09:10:30.705	
9 -	39.567	25.369	1:04.936 (3)	66.96	1.282	09:11:35.641	

P4		60 J		Lennon DOCHERTY		Kawasaki NINJA 400 - Doc Fit Training	
IDEAL LAP TIME : 1:03.841		BEST LAP TIME : 1:03.841		DIFFERENCE : 0.000			
LAP	SECTOR 1	SECTOR 2	LAP TIME	MPH	DIFF	TIME OF DAY	
1 -	44.436	28.675	1:13.111	59.47	9.270	09:01:28.044	
2 -	41.984	28.001	1:09.985	62.13	6.144	09:02:38.029	
3 -	41.707	28.612	1:10.319	61.84	6.478	09:03:48.348	
4 -	39.829	26.476	1:06.305	65.58	2.464	09:04:54.653	
5 -	39.248	25.627	1:04.875	67.03	1.034	09:05:59.528	
6 -	39.758	27.191	1:06.949	64.95	3.108	09:07:06.477	
7 -	39.230	26.231	1:05.461	66.43	1.620	09:08:11.938	
8 -	38.719	25.290	1:04.009 (2)	67.93	0.168	09:09:15.947	
9 -	38.618	25.223	1:03.841 (1)	68.11		09:10:19.788	
10 -	38.999	25.692	1:04.691 (3)	67.22	0.850	09:11:24.479	
11 -	39.331	25.669	1:05.000	66.90	1.159	09:12:29.479	

BMCRC - MRO Championships 2022 - Rnd 1 @ Brands Hatch Indy

ACU Team Green Junior Cup & Senior 300

QUALIFYING - SECTOR ANALYSIS



SECTOR 1 = FL to I1, SECTOR 2 = I1 to FL, DIFF = Difference To Personal Best Lap, P = Crossed Finish Line in Pit Lane, D = Time Disallowed

P5 131 J Dylan MELLOR		Kawasaki NINJA 300 - BDS Motorcycles				
IDEAL LAP TIME : 1:04.202		BEST LAP TIME : 1:04.426		DIFFERENCE : 0.224		
LAP	SECTOR 1	SECTOR 2	LAP TIME	MPH	DIFF	TIME OF DAY
1 -	43.454	28.211	1:11.665	60.67	7.239	09:01:14.953
2 -			1:08.307	63.66	3.881	09:02:23.260
3 -	40.340	26.319	1:06.659	65.23	2.233	09:03:29.919
4 -			1:05.603	66.28	1.177	09:04:35.522
5 -	40.005	27.745	1:07.750	64.18	3.324	09:05:43.272
6 -	39.254	26.848	1:06.102	65.78	1.676	09:06:49.374
7 -			1:04.426 (1)	67.49		09:07:53.800
8 -	38.783	26.556	1:05.339	66.55	0.913	09:08:59.139
9 -	38.951	25.588	1:04.539 (3)	67.37	0.113	09:10:03.678
10 -	38.996	25.446	1:04.442 (2)	67.48	0.016	09:11:08.120
11 -	39.362	25.419	1:04.781	67.12	0.355	09:12:12.901

P6 87 J James CLEARY		Kawasaki NINJA 300 - Mum and Dad				
IDEAL LAP TIME : 1:04.762		BEST LAP TIME : 1:04.863		DIFFERENCE : 0.101		
LAP	SECTOR 1	SECTOR 2	LAP TIME	MPH	DIFF	TIME OF DAY
1 -	45.663	29.548	1:15.211	57.81	10.348	09:01:30.889
2 -	44.061	27.480	1:11.541	60.78	6.678	09:02:42.430
3 -	40.428	28.627	1:09.055	62.97	4.192	09:03:51.485
4 -	41.398	27.815	1:09.213	62.82	4.350	09:05:00.698
5 -	39.500	26.521	1:06.021 (3)	65.86	1.158	09:06:06.719
6 -	38.854	26.489	1:05.343 (2)	66.55	0.480	09:07:12.062
7 -	39.265	26.975	1:06.240	65.64	1.377	09:08:18.302
8 -	38.955	25.908	1:04.863 (1)	67.04		09:09:23.165
9 -	39.661	27.752	1:07.413	64.50	2.550	09:10:30.578
10 -	40.704	27.539	1:08.243	63.72	3.380	09:11:38.821

P7 31 J Robbie PARK		Kawasaki NINJA -				
IDEAL LAP TIME : 1:04.888		BEST LAP TIME : 1:04.888		DIFFERENCE : 0.000		
LAP	SECTOR 1	SECTOR 2	LAP TIME	MPH	DIFF	TIME OF DAY
1 -	49.554	29.783	1:19.337	54.81	14.449	09:01:58.023
2 -	44.248	28.115	1:12.363	60.09	7.475	09:03:10.386
3 -	43.141	28.853	1:11.994	60.40	7.106	09:04:22.380
4 -	43.887	27.171	1:11.058	61.19	6.170	09:05:33.438
5 -	42.771	26.859	1:09.630	62.45	4.742	09:06:43.068
6 -	39.580	25.640	1:05.220 (2)	66.67	0.332	09:07:48.288
7 -	39.992	26.190	1:06.182 (3)	65.70	1.294	09:08:54.470
8 -	40.641	25.841	1:06.482	65.41	1.594	09:10:00.952
9 -	40.835	25.928	1:06.763	65.13	1.875	09:11:07.715
10 -	39.550	25.338	1:04.888 (1)	67.01		09:12:12.603

P8 125 J Ben JOLLIFFE		Kawasaki NINJA 300 -				
IDEAL LAP TIME : 1:04.798		BEST LAP TIME : 1:05.147		DIFFERENCE : 0.349		
LAP	SECTOR 1	SECTOR 2	LAP TIME	MPH	DIFF	TIME OF DAY
1 -	45.387	29.281	1:14.668	58.23	9.521	09:01:58.266
2 -	43.755	27.948	1:11.703	60.64	6.556	09:03:09.969
3 -	42.968	29.957	1:12.925	59.63	7.778	09:04:22.894
4 -	44.304	27.310	1:11.614	60.72	6.467	09:05:34.508
5 -	41.582	26.389	1:07.971	63.97	2.824	09:06:42.479
6 -	41.434	26.207	1:07.641	64.28	2.494	09:07:50.120
7 -	39.890	26.639	1:06.529	65.36	1.382	09:08:56.649
8 -	39.399	25.853	1:05.252 (2)	66.64	0.105	09:10:01.901
9 -	39.697	25.665	1:05.362 (3)	66.53	0.215	09:11:07.263
10 -	39.133	26.014	1:05.147 (1)	66.75		09:12:12.410

BMCRC - MRO Championships 2022 - Rnd 1 @ Brands Hatch Indy

ACU Team Green Junior Cup & Senior 300

QUALIFYING - SECTOR ANALYSIS



SECTOR 1 = FL to I1, SECTOR 2 = I1 to FL, DIFF = Difference To Personal Best Lap, P = Crossed Finish Line in Pit Lane, D = Time Disallowed

P9 97 J Ben PLATT		Kawasaki NINJA 400 - ADSS Ltd				
IDEAL LAP TIME : 1:04.986		BEST LAP TIME : 1:05.278		DIFFERENCE : 0.292		
LAP	SECTOR 1	SECTOR 2	LAP TIME	MPH	DIFF	TIME OF DAY
1 -	47.273	29.596	1:16.869	56.57	11.591	09:01:27.547
2 -	43.156	27.674	1:10.830	61.39	5.552	09:02:38.377
3 -	41.515	28.370	1:09.885	62.22	4.607	09:03:48.262
4 -	40.421	26.341	1:06.762	65.13	1.484	09:04:55.024
5 -	41.229	26.848	1:08.077	63.87	2.799	09:06:03.101
6 -	40.099	26.410	1:06.509	65.38	1.231	09:07:09.610
7 -	40.348	25.906	1:06.254	65.63	0.976	09:08:15.864
8 -	39.654	25.624	1:05.278 (1)	66.61		09:09:21.142
9 -	39.362	26.743	1:06.105 (3)	65.78	0.827	09:10:27.247
10 -	39.790	25.855	1:05.645 (2)	66.24	0.367	09:11:32.892

P10 48 S Kevin SABBARTON		Kawasaki NINJA 300 -				
IDEAL LAP TIME : 1:05.662		BEST LAP TIME : 1:05.662		DIFFERENCE : 0.000		
LAP	SECTOR 1	SECTOR 2	LAP TIME	MPH	DIFF	TIME OF DAY
1 -	42.315	27.724	1:10.039	62.08	4.377	09:01:58.785
2 -	41.950	28.105	1:10.055	62.07	4.393	09:03:08.840
3 -	42.177	30.412	1:12.589	59.90	6.927	09:04:21.429
4 -	41.528	27.132	1:08.660	63.33	2.998	09:05:30.089
5 -	41.046	26.977	1:08.023	63.92	2.361	09:06:38.112
6 -	40.537	26.481	1:07.018	64.88	1.356	09:07:45.130
7 -	40.204	26.347	1:06.551 (2)	65.34	0.889	09:08:51.681
8 -	40.581	26.260	1:06.841 (3)	65.05	1.179	09:09:58.522
9 -	39.550	26.112	1:05.662 (1)	66.22		09:11:04.184
10 -	40.560	26.943	1:07.503	64.42	1.841	09:12:11.687

P11 70 S Justin WHITE		Kawasaki NINJA 400 - Just In Graphics				
IDEAL LAP TIME : 1:05.645		BEST LAP TIME : 1:05.681		DIFFERENCE : 0.036		
LAP	SECTOR 1	SECTOR 2	LAP TIME	MPH	DIFF	TIME OF DAY
1 -	42.273	29.896	1:12.169	60.25	6.488	09:01:15.616
2 -	41.531	27.508	1:09.039	62.98	3.358	09:02:24.655
3 -	40.224	26.759	1:06.983	64.92	1.302	09:03:31.638
4 -	39.416	26.772	1:06.188	65.70	0.507	09:04:37.826
5 -	40.346	27.497	1:07.843	64.09	2.162	09:05:45.669
6 -	39.618	26.542	1:06.160 (3)	65.72	0.479	09:06:51.829
7 -	39.564	26.473	1:06.037 (2)	65.85	0.356	09:07:57.866
8 -	39.608	27.044	1:06.652	65.24	0.971	09:09:04.518
9 -	40.754	26.229	1:06.983	64.92	1.302	09:10:11.501
10 -	39.432	26.249	1:05.681 (1)	66.20		09:11:17.182
11 -	39.456	26.827	1:06.283	65.60	0.602	09:12:23.465

P12 34 J Oliver ARBON		Kawasaki NINJA 400 - TT Plumbing & Heating				
IDEAL LAP TIME : 1:05.825		BEST LAP TIME : 1:05.825		DIFFERENCE : 0.000		
LAP	SECTOR 1	SECTOR 2	LAP TIME	MPH	DIFF	TIME OF DAY
1 -	44.721	28.314	1:13.035	59.54	7.210	09:01:55.624
2 -	41.513	27.220	1:08.733	63.26	2.908	09:03:04.357
3 -	42.068	27.381	1:09.449	62.61	3.624	09:04:13.806
4 -	40.495	27.409	1:07.904	64.04	2.079	09:05:21.710
5 -	41.154	26.973	1:08.127	63.83	2.302	09:06:29.837
6 -	40.634	26.647	1:07.281	64.63	1.456	09:07:37.118
7 -	40.623	26.558	1:07.181	64.72	1.356	09:08:44.299
8 -	40.057	26.174	1:06.231 (2)	65.65	0.406	09:09:50.530
9 -	40.172	26.166	1:06.338 (3)	65.55	0.513	09:10:56.868
10 -	39.906	25.919	1:05.825 (1)	66.06		09:12:02.693

BMCRC - MRO Championships 2022 - Rnd 1 @ Brands Hatch Indy

ACU Team Green Junior Cup & Senior 300

QUALIFYING - SECTOR ANALYSIS



SECTOR 1 = FL to I1, SECTOR 2 = I1 to FL, DIFF = Difference To Personal Best Lap, P = Crossed Finish Line in Pit Lane, D = Time Disallowed

P13		19 J		James O'MARA		Kawasaki NINJA 300 - BRP Machining Ltd	
IDEAL LAP TIME : 1:05.882		BEST LAP TIME : 1:05.988		DIFFERENCE : 0.106			
LAP	SECTOR 1	SECTOR 2	LAP TIME	MPH	DIFF	TIME OF DAY	
1 -	42.589	27.078	1:09.667	62.41	3.679	09:01:17.772	
2 -	40.329	27.322	1:07.651	64.27	1.663	09:02:25.423	
3 -	40.461	26.819	1:07.280	64.63	1.292	09:03:32.703	
4 -	40.737	27.845	1:08.582	63.40	2.594	09:04:41.285	
5 -	40.959	27.434	1:08.393	63.58	2.405	09:05:49.678	
6 -	41.798	27.043	1:08.841	63.16	2.853	09:06:58.519	
7 -	40.869	27.245	1:08.114	63.84	2.126	09:08:06.633	
8 -	41.248	27.239	1:08.487	63.49	2.499	09:09:15.120	
9 -	40.340	26.406	1:06.746 (3)	65.15	0.758	09:10:21.866	
10 -	39.476	26.512	1:05.988 (1)	65.89		09:11:27.854	
11 -	39.684	26.530	1:06.214 (2)	65.67	0.226	09:12:34.068	

P14		58 J		Matthew WOOD		Kawasaki NINJA 300 -	
IDEAL LAP TIME : 1:05.690		BEST LAP TIME : 1:06.018		DIFFERENCE : 0.328			
LAP	SECTOR 1	SECTOR 2	LAP TIME	MPH	DIFF	TIME OF DAY	
1 -	44.739	27.500	1:12.239	60.19	6.221	09:01:50.454	
2 -	42.341	28.010	1:10.351	61.81	4.333	09:03:00.805	
3 -	44.682	28.419	1:13.101	59.48	7.083	09:04:13.906	
4 -	41.429	26.815	1:08.244	63.72	2.226	09:05:22.150	
5 -	41.954	25.926	1:07.880	64.06	1.862	09:06:30.030	
6 -	40.910	27.372	1:08.282	63.68	2.264	09:07:38.312	
7 -	39.895	26.740	1:06.635 (3)	65.26	0.617	09:08:44.947	
8 -	39.764	26.254	1:06.018 (1)	65.86		09:09:50.965	
9 -	40.756	25.970	1:06.726	65.17	0.708	09:10:57.691	
10 -	40.125	26.332	1:06.457 (2)	65.43	0.439	09:12:04.148	

P15		50 J		Jay YELDHAM		Kawasaki NINJA 300 - WKD Installations	
IDEAL LAP TIME : 1:06.074		BEST LAP TIME : 1:06.074		DIFFERENCE : 0.000			
LAP	SECTOR 1	SECTOR 2	LAP TIME	MPH	DIFF	TIME OF DAY	
1 -	45.511	27.741	1:13.252	59.36	7.178	09:01:43.958	
2 -	42.163	27.222	1:09.385	62.67	3.311	09:02:53.343	
3 -	42.001	28.650	1:10.651	61.55	4.577	09:04:03.994	
4 -	41.043	27.191	1:08.234	63.73	2.160	09:05:12.228	
5 -	41.229	26.910	1:08.139	63.81	2.065	09:06:20.367	
6 -	41.102	26.260	1:07.362	64.55	1.288	09:07:27.729	
7 -	40.222	26.730	1:06.952	64.95	0.878	09:08:34.681	
8 -	40.607	26.146	1:06.753 (2)	65.14	0.679	09:09:41.434	
9 -	40.209	25.865	1:06.074 (1)	65.81		09:10:47.508	
10 -	40.446	26.434	1:06.880 (3)	65.02	0.806	09:11:54.388	

P16		32 S		Conor MURRAY		Kawasaki NINJA 300 -	
IDEAL LAP TIME : 1:06.019		BEST LAP TIME : 1:06.076		DIFFERENCE : 0.057			
LAP	SECTOR 1	SECTOR 2	LAP TIME	MPH	DIFF	TIME OF DAY	
1 -	OUTLAP	28.136	1:16.045	57.18	9.969	09:05:13.767	
2 -	43.871	28.509	1:12.380	60.08	6.304	09:06:26.147	
3 -	41.377	27.219	1:08.596	63.39	2.520	09:07:34.743	
4 -	41.360	26.728	1:08.088	63.86	2.012	09:08:42.831	
5 -	39.801	26.275	1:06.076 (1)	65.81		09:09:48.907	
6 -	39.744	27.973	1:07.717 (3)	64.21	1.641	09:10:56.624	
7 -	39.956	26.469	1:06.425 (2)	65.46	0.349	09:12:03.049	

BMCRC - MRO Championships 2022 - Rnd 1 @ Brands Hatch Indy

ACU Team Green Junior Cup & Senior 300

QUALIFYING - SECTOR ANALYSIS



SECTOR 1 = FL to I1, SECTOR 2 = I1 to FL, DIFF = Difference To Personal Best Lap, P = Crossed Finish Line in Pit Lane, D = Time Disallowed

P17 44 J		Sam GREEN		Kawasaki NINJA 300 -			
IDEAL LAP TIME :		BEST LAP TIME : 1:06.141		DIFFERENCE :			
LAP	SECTOR 1	SECTOR 2	LAP TIME	MPH	DIFF	TIME OF DAY	
1 -			1:08.626	63.36	2.485	09:03:02.580	
2 -			1:12.007	60.39	5.866	09:04:14.587	
3 -			1:07.803	64.13	1.662	09:05:22.390	
4 -			1:07.484	64.43	1.343	09:06:29.874	
5 -			1:08.721	63.27	2.580	09:07:38.595	
6 -			1:06.460 (3)	65.43	0.319	09:08:45.055	
7 -			1:06.141 (1)	65.74		09:09:51.196	
8 -			1:06.313 (2)	65.57	0.172	09:10:57.509	
9 -			1:06.826	65.07	0.685	09:12:04.335	

P18 18 J		George HIGGINS		Kawasaki NINJA 400 - Aztec Racing			
IDEAL LAP TIME : 1:06.103		BEST LAP TIME : 1:06.344		DIFFERENCE : 0.241			
LAP	SECTOR 1	SECTOR 2	LAP TIME	MPH	DIFF	TIME OF DAY	
1 -	44.842	28.672	1:13.514	59.15	7.170	09:01:54.777	
2 -	44.329	27.517	1:11.846	60.52	5.502	09:03:06.623	
3 -	41.003	29.817	1:10.820	61.40	4.476	09:04:17.443	
4 -	39.967	26.621	1:06.588 (2)	65.30	0.244	09:05:24.031	
5 -	40.794	26.685	1:07.479	64.44	1.135	09:06:31.510	
6 -	41.277	26.808	1:08.085	63.87	1.741	09:07:39.595	
7 -	40.594	26.292	1:06.886 (3)	65.01	0.542	09:08:46.481	
8 -	40.829	26.918	1:07.747	64.18	1.403	09:09:54.228	
9 -	39.811	26.533	1:06.344 (1)	65.54		09:11:00.572	
10 -	40.525	27.601	1:08.126	63.83	1.782	09:12:08.698	

P19 400 S		Stuart THURTLÉ		Kawasaki NINJA 400 - TeamTortoise Racing			
IDEAL LAP TIME : 1:06.157		BEST LAP TIME : 1:06.448		DIFFERENCE : 0.291			
LAP	SECTOR 1	SECTOR 2	LAP TIME	MPH	DIFF	TIME OF DAY	
1 -	47.799	29.367	1:17.166	56.35	10.718	09:01:54.530	
2 -	44.847	28.548	1:13.395	59.24	6.947	09:03:07.925	
3 -	44.444	29.560	1:14.004	58.76	7.556	09:04:21.929	
4 -	43.180	27.625	1:10.805	61.41	4.357	09:05:32.734	
5 -	42.113	27.269	1:09.382	62.67	2.934	09:06:42.116	
6 -	41.849	26.986	1:08.835	63.17	2.387	09:07:50.951	
7 -	41.446	26.519	1:07.965	63.98	1.517	09:08:58.916	
8 -	40.345	26.103	1:06.448 (1)	65.44		09:10:05.364	
9 -	40.054	27.060	1:07.114 (3)	64.79	0.666	09:11:12.478	
10 -	40.608	26.298	1:06.906 (2)	64.99	0.458	09:12:19.384	

P20 91 J		Sam HIRST		Kawasaki NINJA - Valley Racing			
IDEAL LAP TIME : 1:06.680		BEST LAP TIME : 1:07.035		DIFFERENCE : 0.355			
LAP	SECTOR 1	SECTOR 2	LAP TIME	MPH	DIFF	TIME OF DAY	
1 -	46.394	28.930	1:15.324	57.73	8.289	09:01:31.598	
2 -	44.173	28.198	1:12.371	60.08	5.336	09:02:43.969	
3 -	41.644	27.874	1:09.518	62.55	2.483	09:03:53.487	
4 -	41.250	27.639	1:08.889	63.12	1.854	09:05:02.376	
5 -	42.033	27.507	1:09.540	62.53	2.505	09:06:11.916	
6 -	40.763	26.773	1:07.536 (3)	64.38	0.501	09:07:19.452	
7 -	40.690	27.030	1:07.720	64.21	0.685	09:08:27.172	
8 -	42.463	27.191	1:09.654	62.43	2.619	09:09:36.826	
9 -	40.510	26.663	1:07.173 (2)	64.73	0.138	09:10:43.999	
10 -	40.865	26.170	1:07.035 (1)	64.87		09:11:51.034	

BMCRC - MRO Championships 2022 - Rnd 1 @ Brands Hatch Indy

ACU Team Green Junior Cup & Senior 300

QUALIFYING - SECTOR ANALYSIS



SECTOR 1 = FL to I1, SECTOR 2 = I1 to FL, DIFF = Difference To Personal Best Lap, P = Crossed Finish Line in Pit Lane, D = Time Disallowed

P21 62 S		Nicholas BETTRIDGE		Kawasaki NINJA - Weald builders			
IDEAL LAP TIME : 1:07.497		BEST LAP TIME : 1:07.497		DIFFERENCE : 0.000			
LAP	SECTOR 1	SECTOR 2	LAP TIME	MPH	DIFF	TIME OF DAY	
1 -	47.412	28.707	1:16.119	57.12	8.622	09:01:25.387	
2 -	44.048	28.878	1:12.926	59.63	5.429	09:02:38.313	
3 -	42.526	30.320	1:12.846	59.69	5.349	09:03:51.159	
4 -	42.594	28.253	1:10.847	61.38	3.350	09:05:02.006	
5 -	42.107	27.736	1:09.843	62.26	2.346	09:06:11.849	
6 -	41.938	27.213	1:09.151	62.88	1.654	09:07:21.000	
7 -	41.569	27.161	1:08.730 (3)	63.27	1.233	09:08:29.730	
8 -	41.697	27.320	1:09.017	63.00	1.520	09:09:38.747	
9 -	41.060	26.932	1:07.992 (2)	63.95	0.495	09:10:46.739	
10 -	40.867	26.630	1:07.497 (1)	64.42		09:11:54.236	

P22 27 J		Felix DORLING		Kawasaki NINJA 400 - Kernow Controls			
IDEAL LAP TIME : 1:06.780		BEST LAP TIME : 1:07.506		DIFFERENCE : 0.726			
LAP	SECTOR 1	SECTOR 2	LAP TIME	MPH	DIFF	TIME OF DAY	
1 -	47.383	30.011	1:17.394	56.18	9.888	09:01:54.316	
2 -	43.977	28.113	1:12.090	60.32	4.584	09:03:06.406	
3 -	43.943	31.427	1:15.370	57.69	7.864	09:04:21.776	
4 -	44.987	27.615	1:12.602	59.89	5.096	09:05:34.378	
5 -	42.466	27.700	1:10.166	61.97	2.660	09:06:44.544	
6 -	40.699	26.812	1:07.511 (2)	64.41	0.005	09:07:52.055	
7 -	41.150	26.938	1:08.088	63.86	0.582	09:09:00.143	
8 -	41.323	26.721	1:08.044	63.90	0.538	09:10:08.187	
9 -	40.752	26.754	1:07.506 (1)	64.41		09:11:15.693	
10 -	40.059	27.562	1:07.621 (3)	64.30	0.115	09:12:23.314	

P23 66 S		Mark SMITH		Kawasaki NINJA 300 - MHP EXHAUST'S			
IDEAL LAP TIME : 1:07.615		BEST LAP TIME : 1:07.853		DIFFERENCE : 0.238			
LAP	SECTOR 1	SECTOR 2	LAP TIME	MPH	DIFF	TIME OF DAY	
1 -	46.240	28.142	1:14.382	58.46	6.529	09:01:31.920	
2 -	44.098	28.373	1:12.471	60.00	4.618	09:02:44.391	
3 -	43.506	28.161	1:11.667	60.67	3.814	09:03:56.058	
4 -	41.948	27.291	1:09.239	62.80	1.386	09:05:05.297	
5 -	41.413	27.038	1:08.451	63.52	0.598	09:06:13.748	
6 -	42.269	26.921	1:09.190	62.85	1.337	09:07:22.938	
7 -	41.154	26.699	1:07.853 (1)	64.08		09:08:30.791	
8 -	41.639	26.650	1:08.289 (3)	63.67	0.436	09:09:39.080	
9 -	41.662	26.506	1:08.168 (2)	63.79	0.315	09:10:47.248	
10 -	41.109	27.716	1:08.825	63.18	0.972	09:11:56.073	

P24 173 S		Jason HEANAN		Kawasaki NINJA 300 -			
IDEAL LAP TIME : 1:07.622		BEST LAP TIME : 1:08.239		DIFFERENCE : 0.617			
LAP	SECTOR 1	SECTOR 2	LAP TIME	MPH	DIFF	TIME OF DAY	
1 -	47.795	29.970	1:17.765	55.91	9.526	09:01:54.078	
2 -	45.001	28.652	1:13.653	59.04	5.414	09:03:07.731	
3 -	44.917	30.720	1:15.637	57.49	7.398	09:04:23.368	
4 -	45.060	29.145	1:14.205	58.60	5.966	09:05:37.573	
5 -	41.628	27.202	1:08.830	63.17	0.591	09:06:46.403	
6 -	41.715	27.301	1:09.016	63.00	0.777	09:07:55.419	
7 -	41.922	26.930	1:08.852	63.15	0.613	09:09:04.271	
8 -	41.371	27.194	1:08.565 (3)	63.42	0.326	09:10:12.836	
9 -	41.059	27.180	1:08.239 (1)	63.72		09:11:21.075	
10 -	40.692	27.751	1:08.443 (2)	63.53	0.204	09:12:29.518	

BMCRC - MRO Championships 2022 - Rnd 1 @ Brands Hatch Indy

ACU Team Green Junior Cup & Senior 300

QUALIFYING - SECTOR ANALYSIS



SECTOR 1 = FL to I1, SECTOR 2 = I1 to FL, DIFF = Difference To Personal Best Lap, P = Crossed Finish Line in Pit Lane, D = Time Disallowed

P25 77 J		Joe WHITE		Kawasaki NINJA 400 - Just In Graphics /MZ CONTRACTS/ Silver			
IDEAL LAP TIME : 1:08.080		BEST LAP TIME : 1:08.262		DIFFERENCE : 0.182			
LAP	SECTOR 1	SECTOR 2	LAP TIME	MPH	DIFF	TIME OF DAY	
1 -	43.039	28.492	1:11.531	60.79	3.269	09:01:16.160	
2 -	41.638	27.824	1:09.462	62.60	1.200	09:02:25.622	
3 -	41.280	27.684	1:08.964	63.05	0.702	09:03:34.586	
4 -	41.395	28.445	1:09.840	62.26	1.578	09:04:44.426	
5 -	41.192	27.840	1:09.032	62.99	0.770	09:05:53.458	
6 -	41.458	27.861	1:09.319	62.73	1.057	09:07:02.777	
7 -	41.860	28.015	1:09.875	62.23	1.613	09:08:12.652	
8 -	40.629	28.063	1:08.692 (2)	63.30	0.430	09:09:21.344	
9 -	41.268	27.690	1:08.958 (3)	63.06	0.696	09:10:30.302	
10 -	40.811	27.451	1:08.262 (1)	63.70		09:11:38.564	

P26 118 J		Max HALL		Kawasaki NINJA 300 - Racecraft rider development			
IDEAL LAP TIME : 1:08.138		BEST LAP TIME : 1:08.474		DIFFERENCE : 0.336			
LAP	SECTOR 1	SECTOR 2	LAP TIME	MPH	DIFF	TIME OF DAY	
1 -	45.522	28.803	1:14.325	58.50	5.851	09:01:23.804	
2 -	43.799	28.742	1:12.541	59.94	4.067	09:02:36.345	
3 -	43.890	29.526	1:13.416	59.23	4.942	09:03:49.761	
4 -	43.575	28.470	1:12.045	60.35	3.571	09:05:01.806	
5 -	42.461	28.723	1:11.184	61.08	2.710	09:06:12.990	
6 -	43.290	28.236	1:11.526	60.79	3.052	09:07:24.516	
7 -	42.950	28.594	1:11.544	60.78	3.070	09:08:36.060	
8 -	42.680	27.130	1:09.810 (2)	62.29	1.336	09:09:45.870	
9 -	41.801	28.066	1:09.867 (3)	62.24	1.393	09:10:55.737	
10 -	41.008	27.466	1:08.474 (1)	63.50		09:12:04.211	

P27 73 S		Jemma HANNAFORD		Kawasaki NINJA 300 -			
IDEAL LAP TIME : 1:08.220		BEST LAP TIME : 1:08.715		DIFFERENCE : 0.495			
LAP	SECTOR 1	SECTOR 2	LAP TIME	MPH	DIFF	TIME OF DAY	
1 -	48.814	30.506	1:19.320	54.82	10.605	09:01:29.341	
2 -	45.845	28.363	1:14.208	58.60	5.493	09:02:43.549	
3 -	44.412	30.446	1:14.858	58.09	6.143	09:03:58.407	
4 -	44.947	28.770	1:13.717	58.99	5.002	09:05:12.124	
5 -	43.480	28.204	1:11.684	60.66	2.969	09:06:23.808	
6 -	43.275	27.258	1:10.533	61.65	1.818	09:07:34.341	
7 -	41.888	27.564	1:09.452 (3)	62.61	0.737	09:08:43.793	
8 -	43.976	26.679	1:10.655	61.54	1.940	09:09:54.448	
9 -	41.855	26.860	1:08.715 (1)	63.28		09:11:03.163	
10 -	41.541	27.334	1:08.875 (2)	63.13	0.160	09:12:12.038	

P28 311 J		Nathan-Ellis WARD		Kawasaki NINJA 300 - Zipped up racing			
IDEAL LAP TIME : 1:07.673		BEST LAP TIME : 1:08.981		DIFFERENCE : 1.308			
LAP	SECTOR 1	SECTOR 2	LAP TIME	MPH	DIFF	TIME OF DAY	
1 -	44.270	27.935	1:12.205 (2)	60.22	3.224	09:01:21.802	
2 -	42.098	26.883	1:08.981 (1)	63.04		09:02:30.783	

BMCRC - MRO Championships 2022 - Rnd 1 @ Brands Hatch Indy

ACU Team Green Junior Cup & Senior 300

QUALIFYING - SECTOR ANALYSIS



SECTOR 1 = FL to I1, SECTOR 2 = I1 to FL, DIFF = Difference To Personal Best Lap, P = Crossed Finish Line in Pit Lane, D = Time Disallowed

P29		4 S		Nigel FRANKLIN		Kawasaki NINJA - Jane Franklin	
IDEAL LAP TIME : 1:10.415		BEST LAP TIME : 1:10.415		DIFFERENCE : 0.000			
LAP	SECTOR 1	SECTOR 2	LAP TIME	MPH	DIFF	TIME OF DAY	
1 -	47.144	28.959	1:16.103	57.14	5.688	09:01:29.850	
2 -	45.721	28.596	1:14.317	58.51	3.902	09:02:44.167	
3 -	44.314	30.240	1:14.554	58.32	4.139	09:03:58.721	
4 -	45.076	28.923	1:13.999	58.76	3.584	09:05:12.720	
5 -	44.760	28.515	1:13.275	59.34	2.860	09:06:25.995	
6 -	44.215	28.058	1:12.273	60.16	1.858	09:07:38.268	
7 -	43.913	28.356	1:12.269	60.17	1.854	09:08:50.537	
8 -	43.528	27.765	1:11.293 (3)	60.99	0.878	09:10:01.830	
9 -	42.794	28.092	1:10.886 (2)	61.34	0.471	09:11:12.716	
10 -	42.687	27.728	1:10.415 (1)	61.75		09:12:23.131	

P30		56 S		Jack HAYES-WOLFF		Kawasaki NINJA 300 -	
IDEAL LAP TIME : 1:12.018		BEST LAP TIME : 1:12.043		DIFFERENCE : 0.025			
LAP	SECTOR 1	SECTOR 2	LAP TIME	MPH	DIFF	TIME OF DAY	
1 -	48.389	30.198	1:18.587	55.33	6.544	09:02:02.919	
2 -	45.821	30.014	1:15.835	57.34	3.792	09:03:18.754	
3 -	46.631	29.128	1:15.759	57.40	3.716	09:04:34.513	
4 -	43.647	28.396	1:12.043 (1)	60.36		09:05:46.556	
5 -	45.927	28.643	1:14.570	58.31	2.527	09:07:01.126	
6 -	45.026	28.737	1:13.763 (3)	58.95	1.720	09:08:14.889	
7 -	45.173	28.639	1:13.812	58.91	1.769	09:09:28.701	
8 -	45.220	29.044	1:14.264	58.55	2.221	09:10:42.965	
9 -	45.031	28.371	1:13.402 (2)	59.24	1.359	09:11:56.367	

P31		14 J		Maryann McCARTNEY		Kawasaki NINJA 300 -	
IDEAL LAP TIME : 1:12.981		BEST LAP TIME : 1:12.981		DIFFERENCE : 0.000			
LAP	SECTOR 1	SECTOR 2	LAP TIME	MPH	DIFF	TIME OF DAY	
1 -	51.959	30.893	1:22.852	52.48	9.871	09:01:43.595	
2 -	49.548	30.451	1:19.999	54.35	7.018	09:03:03.594	
3 -	48.752	31.164	1:19.916	54.41	6.935	09:04:23.510	
4 -	51.254	32.241	1:23.495	52.08	10.514	09:05:47.005	
5 -	50.216	31.495	1:21.711	53.21	8.730	09:07:08.716	
6 -	47.345	29.583	1:16.928	56.52	3.947	09:08:25.644	
7 -	46.941	28.721	1:15.662 (3)	57.47	2.681	09:09:41.306	
8 -	45.128	29.790	1:14.918 (2)	58.04	1.937	09:10:56.224	
9 -	44.522	28.459	1:12.981 (1)	59.58		09:12:09.205	

P32		67 J		Iwan JONES		Kawasaki NINJA 300 -	
IDEAL LAP TIME : 1:13.250		BEST LAP TIME : 1:13.250		DIFFERENCE : 0.000			
LAP	SECTOR 1	SECTOR 2	LAP TIME	MPH	DIFF	TIME OF DAY	
1 -	52.591	32.957	1:25.548	50.83	12.298	09:01:41.594	
2 -	49.672	31.041	1:20.713	53.87	7.463	09:03:02.307	
3 -	47.162	32.177	1:19.339	54.81	6.089	09:04:21.646	
4 -	46.171	29.864	1:16.035	57.19	2.785	09:05:37.681	
5 -	44.522	29.900	1:14.422 (3)	58.43	1.172	09:06:52.103	
6 -	45.790	29.611	1:15.401	57.67	2.151	09:08:07.504	
7 -	44.975	29.494	1:14.469	58.39	1.219	09:09:21.973	
8 -	44.273	28.977	1:13.250 (1)	59.36		09:10:35.223	
9 -	44.598	29.014	1:13.612 (2)	59.07	0.362	09:11:48.835	

BMCRC - MRO Championships 2022 - Rnd 1 @ Brands Hatch Indy

ACU Team Green Junior Cup & Senior 300

QUALIFYING - SECTOR ANALYSIS



SECTOR 1 = FL to I1, SECTOR 2 = I1 to FL, DIFF = Difference To Personal Best Lap, P = Crossed Finish Line in Pit Lane, D = Time Disallowed

P33	41 S	Stephen ROBNEY	Kawasaki NINJA 250 - A&L Composites			
IDEAL LAP TIME : 1:16.117		BEST LAP TIME : 1:16.264	DIFFERENCE : 0.147			

LAP	SECTOR 1	SECTOR 2	LAP TIME	MPH	DIFF	TIME OF DAY
1 -	OUTLAP	34.423	1:33.655	46.43	17.391	09:04:21.961
2 -	52.534	31.403	1:23.937	51.80	7.673	09:05:45.898
3 -	46.618	30.770	1:17.388 (3)	56.19	1.124	09:07:03.286
4 -	46.979	30.870	1:17.849	55.85	1.585	09:08:21.135
5 -	47.122	30.770	1:17.892	55.82	1.628	09:09:39.027
6 -	47.014	29.966	1:16.980 (2)	56.49	0.716	09:10:56.007
7 -	46.765	29.499	1:16.264 (1)	57.02		09:12:12.271

P34	54 S	Ben SCOTT	Kawasaki NINJA 250 - GI Landscapes VampTech			
IDEAL LAP TIME : 1:22.729		BEST LAP TIME : 1:25.126	DIFFERENCE : 2.397			

LAP	SECTOR 1	SECTOR 2	LAP TIME	MPH	DIFF	TIME OF DAY
1 -	OUTLAP	34.237	1:33.543	46.48	8.417	09:04:21.197
2 -	52.854	32.272	1:25.126 (1)	51.08		09:05:46.323

BMCRC - MRO Championships 2022 - Rnd 1 @ Brands Hatch Indy

ACU Team Green Junior Cup & Senior 300

QUALIFYING - BEST SECTORS

SECTOR 1			SECTOR 2			IDEAL / BEST COMPARISON						
POS	NO	NAME	TIME	NO	NAME	TIME	POS	NO	NAME	IDEAL	BEST	DIFF
									PERFECT LAP	1:02.650		
1	8	ATKINSON	37.553	0	BILO	25.097	1	8	ATKINSON	1:02.839	1:02.869	0.030
2	777	HARDY	38.217	60	DOCHERTY	25.223	2	777	HARDY	1:03.562	1:03.562	0.000
3	0	BILO	38.557	8	ATKINSON	25.286	3	0	BILO	1:03.654	1:03.654	0.000
4	60	DOCHERTY	38.618	31	PARK	25.338	4	60	DOCHERTY	1:03.841	1:03.841	0.000
5	131	MELLOR	38.783	777	HARDY	25.345	5	131	MELLOR	1:04.202	1:04.426	0.224
6	87	CLEARY	38.854	131	MELLOR	25.419	6	87	CLEARY	1:04.762	1:04.863	0.101
7	125	JOLLIFFE	39.133	97	PLATT	25.624	7	125	JOLLIFFE	1:04.798	1:05.147	0.349
8	97	PLATT	39.362	125	JOLLIFFE	25.665	8	31	PARK	1:04.888	1:04.888	0.000
9	70	WHITE	39.416	50	YELDHAM	25.865	9	97	PLATT	1:04.986	1:05.278	0.292
10	19	O'MARA	39.476	87	CLEARY	25.908	10	70	WHITE	1:05.645	1:05.681	0.036
11	31	PARK	39.550	34	ARBON	25.919	11	48	SABBARTON	1:05.662	1:05.662	0.000
12	48	SABBARTON	39.550	58	WOOD	25.926	12	58	WOOD	1:05.690	1:06.018	0.328
13	32	MURRAY	39.744	400	THURTL	26.103	13	34	ARBON	1:05.825	1:05.825	0.000
14	58	WOOD	39.764	48	SABBARTON	26.112	14	19	O'MARA	1:05.882	1:05.988	0.106
15	18	HIGGINS	39.811	91	HIRST	26.170	15	32	MURRAY	1:06.019	1:06.076	0.057
16	34	ARBON	39.906	70	WHITE	26.229	16	50	YELDHAM	1:06.074	1:06.074	0.000
17	400	THURTL	40.054	32	MURRAY	26.275	17	18	HIGGINS	1:06.103	1:06.344	0.241
18	27	DORLING	40.059	18	HIGGINS	26.292	18	400	THURTL	1:06.157	1:06.448	0.291
19	50	YELDHAM	40.209	19	O'MARA	26.406	19	91	HIRST	1:06.680	1:07.035	0.355
20	91	HIRST	40.510	66	SMITH	26.506	20	27	DORLING	1:06.780	1:07.506	0.726
21	77	WHITE	40.629	62	BETTRIDGE	26.630	21	62	BETTRIDGE	1:07.497	1:07.497	0.000
22	173	HEANAN	40.692	73	HANNAFORD	26.679	22	66	SMITH	1:07.615	1:07.853	0.238
23	311	WARD	40.790	27	DORLING	26.721	23	173	HEANAN	1:07.622	1:08.239	0.617
24	62	BETTRIDGE	40.867	311	WARD	26.883	24	311	WARD	1:07.673	1:08.981	1.308
25	118	HALL	41.008	173	HEANAN	26.930	25	77	WHITE	1:08.080	1:08.262	0.182
26	66	SMITH	41.109	118	HALL	27.130	26	118	HALL	1:08.138	1:08.474	0.336
27	73	HANNAFORD	41.541	77	WHITE	27.451	27	73	HANNAFORD	1:08.220	1:08.715	0.495
28	4	FRANKLIN	42.687	4	FRANKLIN	27.728	28	4	FRANKLIN	1:10.415	1:10.415	0.000
29	56	HAYES-WOLFF	43.647	56	HAYES-WOLFF	28.371	29	56	HAYES-WOLFF	1:12.018	1:12.043	0.025
30	67	JONES	44.273	14	McCARTNEY	28.459	30	14	McCARTNEY	1:12.981	1:12.981	0.000
31	14	McCARTNEY	44.522	67	JONES	28.977	31	67	JONES	1:13.250	1:13.250	0.000
32	41	ROBEY	46.618	41	ROBEY	29.499	32	41	ROBEY	1:16.117	1:16.264	0.147
33	54	SCOTT	50.457	54	SCOTT	32.272	33	54	SCOTT	1:22.729	1:25.126	2.397
34							34	44	GREEN		1:06.141	

BMCRC - MRO Championships 2022 - Rnd 1 @ Brands Hatch Indy

ACU Team Green Junior Cup & Senior 300

QUALIFYING - STATISTICS

Competitors Started 34
Planned Start 2022-03-12 @ 09:00:00.000
Actual Start 2022-03-12 @ 08:59:27.240
Finish Time 2022-03-12 @ 09:11:28.439
Track Length 1.2079mi.
Total Laps 319
Total Distance Covered 385.3346mi.

Session Fastest Lap History

NO	CL	NAME	LAP TIME	TIME OF DAY	LAP	VEHICLE
131	J	Dylan MELLOR	1:11.665	09:01:14.953	1	Kawasaki NINJA 300
8	S	Phil ATKINSON	1:09.275	09:01:15.960	1	Kawasaki NINJA 400
8	S	Phil ATKINSON	1:06.748	09:02:22.707	2	Kawasaki NINJA 400
8	S	Phil ATKINSON	1:03.792	09:03:26.499	3	Kawasaki NINJA 400
8	S	Phil ATKINSON	1:02.869	09:07:45.684	7	Kawasaki NINJA 400

Flag History

TYPE	TIME OF DAY
GREEN	08:59:27.240
FINISH	09:11:28.439

Flag Statistics

TYPE	COUNT	TOTAL LAPS	TOTAL TIME
Green	1	11	13:16.696
Red	0	0	0.000
Safety Car	0	0	0.000
FCY	0	0	0.000

BMCRC - MRO Championships 2022 - Rnd 1 @ Brands Hatch Indy

ACU Team Green Junior Cup & Senior 300

QUALIFYING - STATISTICS

CLASS : S

14 Starters

Fastest Lap History

NO	NAME	LAP TIME	TIME OF DAY	LAP	VEHICLE
70	Justin WHITE	1:12.169	09:01:15.629	1	Kawasaki NINJA 400
8	Phil ATKINSON	1:09.275	09:01:15.960	1	Kawasaki NINJA 400
8	Phil ATKINSON	1:06.748	09:02:22.707	2	Kawasaki NINJA 400
8	Phil ATKINSON	1:03.792	09:03:26.499	3	Kawasaki NINJA 400
8	Phil ATKINSON	1:02.869	09:07:45.684	7	Kawasaki NINJA 400

BMCRC - MRO Championships 2022 - Rnd 1 @ Brands Hatch Indy

ACU Team Green Junior Cup & Senior 300

QUALIFYING - STATISTICS

CLASS : J

20 Starters

Fastest Lap History

NO	NAME	LAP TIME	TIME OF DAY	LAP	VEHICLE
131	Dylan MELLOR	1:11.665	09:01:14.953	1	Kawasaki NINJA 300
777	Maximus HARDY	1:10.012	09:01:16.067	1	Kawasaki NINJA 400
19	James O'MARA	1:09.667	09:01:17.787	1	Kawasaki NINJA 300
131	Dylan MELLOR	1:08.307	09:02:23.318	2	Kawasaki NINJA 300
777	Maximus HARDY	1:07.336	09:02:23.403	2	Kawasaki NINJA 400
777	Maximus HARDY	1:05.277	09:03:28.681	3	Kawasaki NINJA 400
60	Lennon DOCHERTY	1:04.875	09:05:59.545	5	Kawasaki NINJA 400
777	Maximus HARDY	1:04.463	09:07:48.953	7	Kawasaki NINJA 400
131	Dylan MELLOR	1:04.426	09:07:53.800	7	Kawasaki NINJA 300
777	Maximus HARDY	1:03.977	09:08:52.931	8	Kawasaki NINJA 400
60	Lennon DOCHERTY	1:03.841	09:10:19.805	9	Kawasaki NINJA 400
777	Maximus HARDY	1:03.562	09:11:00.539	10	Kawasaki NINJA 400

BMCRC - MRO Championships 2022 - Rnd 1 @ Brands Hatch Indy



ACU Team Green Junior Cup & Senior 300

RACE 1 - GRID (10 Laps)



ROW 12	36	99	Patrick KLINGE	35	95	Greg MARSHALL	34	54	Ben SCOTT	1:25.126
ROW 11				33	41	Stephen ROBEY	32	67	Iwan JONES	1:12.981
ROW 10							31	14	Maryann McCARTNEY	
ROW 9										
ROW 8										
ROW 7										
ROW 6										
ROW 5										
ROW 4										
ROW 3										
ROW 2										
ROW 1										

Pole

Brands Hatch Indy: 1.2079 miles

These results are provisional until the conclusion of any judicial and technical matters.

Clerk Of Course :	Stewards :	Timekeeper : Craig Smith
-------------------	------------	--------------------------

Results can be found at www.tsl-timing.com

Printed - 09:14 Saturday, 12 March 2022



BMCRC - MRO Championships 2022 - Rnd 1 @ Brands Hatch Indy



ACU Team Green Junior Cup & Senior 300

RACE 1 - CLASSIFICATION

Kawasaki

POS	NO	CL	PIC NAME	ENTRY	LAPS	TIME	GAP	DIFF	MPH	BEST	ON
1	777	J	1 Maximus HARDY	Kawasaki NINJA 400 - DAD	10	9:34.472			75.69	56.104	8
2	8	S	1 Phil ATKINSON	Kawasaki NINJA 400 - ROSE MOT	10	9:34.634	0.162	0.162	75.67	55.964	8
3	131*	J	2 Dylan MELLOR	Kawasaki NINJA 300 - BDS Motorcycles	10	9:34.717	0.245	0.083	75.66	55.636	8
4	60	J	3 Lennon DOCHERTY	Kawasaki NINJA 400 - Doc Fit Training	10	9:34.951	0.479	0.234	75.63	55.830	8
5	97	J	4 Ben PLATT	Kawasaki NINJA 400 - ADSS Ltd	10	9:58.723	24.251	23.772	72.63	58.435	10
6	19	J	5 James O'MARA	Kawasaki NINJA 300 - BRP Machining Ltd	10	9:58.770	24.298	0.047	72.62	58.646	9
7	0	S	2 Riccardo BILO	Kawasaki NINJA 300 -	10	9:58.933	24.461	0.163	72.60	58.610	9
8	77	J	6 Joe WHITE	Kawasaki NINJA 400 - Just In Graphics /MZ CONTF	10	9:59.166	24.694	0.233	72.57	58.221	9
9	70	S	3 Justin WHITE	Kawasaki NINJA 400 - Just In Graphics	10	9:59.680	25.208	0.514	72.51	58.125	10
10	125	J	7 Ben JOLLIFFE	Kawasaki NINJA 300 -	10	10:01.136	26.664	1.456	72.33	58.983	8
11	48	S	4 Kevin SABBARTON	Kawasaki NINJA 300 -	10	10:09.284	34.812	8.148	71.37	59.070	7
12	34	J	8 Oliver ARBON	Kawasaki NINJA 400 - TT Plumbing & Heating	10	10:11.103	36.631	1.819	71.15	59.374	9
13	311	J	9 Nathan-ELLIS WARD	Kawasaki NINJA 300 - Zipped up racing	10	10:11.152	36.680	0.049	71.15	59.204	5
14	91	J	10 Sam HIRST	Kawasaki NINJA - Valley Racing	10	10:12.339	37.867	1.187	71.01	58.413	9
15	66	S	5 Mark SMITH	Kawasaki NINJA 300 - MHP EXHAUST S	10	10:12.463	37.991	0.124	71.00	58.981	5
16	118	J	11 Max HALL	Kawasaki NINJA 300 - Racecraft rider development	10	10:13.701	39.229	1.238	70.85	59.453	7
17	32	S	6 Conor MURRAY	Kawasaki NINJA 300 -	10	10:18.268	43.796	4.567	70.33	1:00.078	9
18	58	J	12 Matthew WOOD	Kawasaki NINJA 300 -	10	10:18.289	43.817	0.021	70.33	59.810	9
19	31	J	13 Robbie PARK	Kawasaki NINJA -	10	10:24.057	49.585	5.768	69.68	59.885	10
20	87	J	14 James CLEARY	Kawasaki NINJA 300 - Mum and Dad	10	10:24.765	50.293	0.708	69.60	59.939	10
21	400	S	7 Stuart THURTL	Kawasaki NINJA 400 - TeamTortoise Racing	10	10:26.076	51.604	1.311	69.45	1:01.162	9
22	95	J	15 Greg MARSHALL	Kawasaki NINJA 300 - Mum & Dad	10	10:26.231	51.759	0.155	69.44	1:00.173	6
23	18	J	16 George HIGGINS	Kawasaki NINJA 400 - Aztec Racing	9	9:38.135	1 Lap	1 Lap	67.69	1:02.018	5
24	44*	J	17 Sam GREEN	Kawasaki NINJA 300 -	9	9:43.199	1 Lap	5.064	67.10	1:02.019	8
25	27	J	18 Felix DORLING	Kawasaki NINJA 400 - Kernow Controls	9	9:43.711	1 Lap	0.512	67.04	1:01.659	9
26	50	J	19 Jay YELDHAM	Kawasaki NINJA 300 - WKD Installations	9	9:44.488	1 Lap	0.777	66.96	1:01.661	9
27	173	S	8 Jason HEANAN	Kawasaki NINJA 300 -	9	9:46.685	1 Lap	2.197	66.70	1:02.725	9
28	54	S	9 Ben SCOTT	Kawasaki NINJA 250 - GI Landscapes VampTech	9	9:57.416	1 Lap	10.731	65.51	1:03.350	9
29	41	S	10 Stephen ROBEY	Kawasaki NINJA 250 - A&L Composites	9	9:57.517	1 Lap	0.101	65.50	1:02.967	9
30	4	S	11 Nigel FRANKLIN	Kawasaki NINJA - Jane Franklin	9	10:03.308	1 Lap	5.791	64.87	1:04.538	9
31	67	J	20 Iwan JONES	Kawasaki NINJA 300 -	9	10:11.750	1 Lap	8.442	63.97	1:04.825	8
32	14	J	21 Maryann McCARTNEY	Kawasaki NINJA 300 -	9	10:12.743	1 Lap	0.993	63.87	1:05.235	9
33	73	S	12 Jemma HANNAFORD	Kawasaki NINJA 300 -	9	10:17.422	1 Lap	4.679	63.38	1:04.898	8
34	56	S	13 Jack HAYES-WOLFF	Kawasaki NINJA 300 -	9	10:18.218	1 Lap	0.796	63.30	1:06.896	2

NOT CLASSIFIED

DNF	62	S	Nicholas BETTRIDGE	Kawasaki NINJA - Weald builders	1	1:09.000	9 Laps	8 Laps	63.02		
-----	----	---	--------------------	---------------------------------	---	----------	--------	--------	-------	--	--

FASTEST LAP

131	J	Dylan MELLOR	Kawasaki NINJA 300 - BDS Motorcycles	8	55.636	78.16 mph	125.78 kph
8	S	Phil ATKINSON	Kawasaki NINJA 400 - ROSE MOT	8	55.964	77.70 mph	125.05 kph

* Bikes 44 & 131 - Please fit a working transponder
 Class J - 92.5% of Race Speed = 70.01 mph
 Class S - 92.5% of Race Speed = 69.99 mph

Race Distance: 10 Laps / 12.07 miles

Brands Hatch Indy: 1.2079 miles

Date: 12/03/2022 Start: 11:39 Finish: 11:48

Weather / Track : Cloudy / Dry

These results are provisional until the conclusion of any judicial and technical matters.

Clerk Of Course :	Stewards :	Timekeeper : Craig Smith
-------------------	------------	--------------------------

Results can be found at www.tsl-timing.com

Printed - 11:55 Saturday, 12 March 2022



BMCRC - MRO Championships 2022 - Rnd 1 @ Brands Hatch Indy

ACU Team Green Junior Cup & Senior 300

RACE 1 - LAP CHART

LAP 1 @ 11:40:12.938

NO	BEHIND	LAP TIME
777		1:02.834
8	0.104	1:02.938
60	0.541	1:03.375
131	0.980	1:03.814
0	2.640	1:05.474
97	3.127	1:05.961
70	3.825	1:06.659
19	4.177	1:07.011
125	4.986	1:07.820
34	5.099	1:07.933
48	5.459	1:08.293
62	6.166	1:09.000
77	6.999	1:09.833
118	7.331	1:10.165
58	7.403	1:10.237
32	7.721	1:10.555
31	7.854	1:10.688
400	8.000	1:10.834
311	8.147	1:10.981
66	8.692	1:11.526
87	8.976	1:11.810
91	9.617	1:12.451
18	10.640	1:13.474
50	11.255	1:14.089
44	11.453	1:14.287
95	11.711	1:14.545
27	12.070	1:14.904
173	12.588	1:15.422
56	13.519	1:16.353
41	13.850	1:16.684
4	14.290	1:17.124
67	15.324	1:18.158
54	15.614	1:18.448
14	16.030	1:18.864
73	17.361	1:20.195

LAP 2 @ 11:41:10.242

NO	BEHIND	LAP TIME
8		57.200
777	0.035	57.339
60	0.636	57.399
131	1.059	57.383
0	4.736	59.400
97	5.320	59.497
19	6.047	59.174
70	6.097	59.576
125	6.865	59.183
77	9.143	59.448
34	9.275	1:01.480
48	9.662	1:01.507
118	11.750	1:01.723
311	12.433	1:01.590
66	13.181	1:01.793
58	13.252	1:03.153
32	13.697	1:03.280
400	13.800	1:03.104
31	14.348	1:03.798
91	14.620	1:02.307
87	14.666	1:02.994
18	17.352	1:04.016
50	17.642	1:03.691
95	17.974	1:03.567
44	18.966	1:04.817

LAP 3 @ 11:42:07.314

NO	BEHIND	LAP TIME
777		57.037
8	0.207	57.279
60	0.812	57.248
131	0.889	56.902
0	7.493	59.829
19	8.115	59.140
97	8.393	1:00.145
70	9.025	1:00.000
125	9.087	59.294
77	10.781	58.710
48	12.883	1:00.293
34	13.499	1:01.296
311	16.198	1:00.837
66	16.843	1:00.734
118	16.924	1:02.246
58	17.670	1:01.490
32	17.819	1:01.194
400	18.215	1:01.487
91	18.462	1:00.914
87	20.316	1:02.722
31	20.443	1:03.167
95	22.291	1:01.389
18	24.661	1:04.381
50	25.470	1:04.900
44	26.201	1:04.307
173	27.078	1:04.387
27	27.690	1:04.412
4	33.959	1:07.257
56	34.054	1:08.015
41	34.084	1:07.625
54	34.930	1:05.292
67	36.982	1:07.319
73	37.951	1:07.021
14	38.071	1:07.746

LAP 4 @ 11:43:04.242

NO	BEHIND	LAP TIME
777		56.928
8	0.047	56.768
60	0.234	56.350
131	0.660	56.699
0	9.883	59.318
19	10.251	59.064
97	10.815	59.350
70	11.024	58.927
125	11.270	59.111
77	12.366	58.513
48	15.871	59.916
34	17.243	1:00.672
311	18.901	59.631
66	19.353	59.438
118	20.278	1:00.282
58	21.316	1:00.574

LAP 5 @ 11:44:00.937

NO	BEHIND	LAP TIME
60		56.461
777	0.244	56.939
8	0.329	56.977
131	0.354	56.389
19	12.658	59.102
0	12.835	59.647
97	12.998	58.878
125	13.737	59.162
70	13.810	59.481
77	13.974	58.303
48	18.999	59.823
34	20.863	1:00.315
311	21.410	59.204
66	21.639	58.981
118	23.058	59.475
91	25.262	1:00.400
32	25.395	1:00.622
58	26.047	1:01.426
400	27.706	1:01.581
87	30.001	1:01.071
31	30.346	1:01.355
95	31.103	1:01.781
18	35.783	1:02.018
50	41.511	1:04.826
44	41.869	1:04.899
27	42.003	1:04.354
173	42.664	1:05.079
4	50.946	1:04.693
41	51.283	1:04.809
54	51.414	1:04.814
56	55.282	1:07.191
67	56.853	1:06.084
73	56.993	1:06.051

LAP 6 @ 11:44:57.946

NO	BEHIND	LAP TIME
777		56.765
8	0.123	56.803
60	0.141	57.150
131	0.354	57.009
14	1 Lap	1:06.147
19	14.949	59.300
0	15.082	59.256
97	15.703	59.714

LAP 7 @ 11:45:55.242

NO	BEHIND	LAP TIME
777		57.296
60	0.292	57.447
8	0.358	57.531
131	1.005	57.946
54	1 Lap	1:04.408
4	1 Lap	1:05.115
41	1 Lap	1:04.888
67	1 Lap	1:06.406
56	1 Lap	1:08.140
73	1 Lap	1:06.623
14	1 Lap	1:06.507
19	16.486	58.833
0	16.635	58.849
97	17.425	59.018
77	18.038	58.912
125	18.189	59.410
70	18.634	59.058
48	23.183	59.070
311	26.489	59.680
34	26.582	59.622
66	26.752	59.775
118	28.025	59.453
91	29.828	59.282
32	31.911	1:00.206
58	33.082	1:00.611
400	36.235	1:01.352
87	37.005	1:00.889
31	37.088	1:00.404
95	37.144	1:00.173
18	47.003	1:03.047
44	53.833	1:03.126
50	54.390	1:02.825
27	54.529	1:02.772
173	55.947	1:03.153

LAP 8 @ 11:46:51.346

NO	BEHIND	LAP TIME
777		56.104
60	0.018	55.830
8	0.218	55.964
131	0.537	55.636
54	1 Lap	1:03.358

LAP 9 @ 11:47:48.146

NO	BEHIND	LAP TIME
60		56.782
777	0.172	56.972
131	0.182	56.445
8	0.245	56.827
44	1 Lap	1:02.019
27	1 Lap	1:02.385
50	1 Lap	1:03.299
173	1 Lap	1:02.875
54	1 Lap	1:04.053
41	1 Lap	1:03.632
4	1 Lap	1:05.836
19	21.509	58.646
0	21.889	58.610
97	22.246	58.448
77	22.325	58.221
70	23.513	58.758
125	23.987	59.719
67	1 Lap	1:04.825
73	1 Lap	1:04.898
14	1 Lap	1:05.422
48	30.596	1:00.164
311	32.680	59.340
56	1 Lap	1:08.040
34	32.867	59.374
66	34.487	1:00.978
91	34.571	58.413
118	35.027	59.705
32	39.731	1:00.078
58	40.058	59.810
31	46.130	1:00.504
400	46.163	1:01.162
87	46.784	1:01.339
95	46.890	1:01.157

LAP 10 @ 11:48:44.576

NO	BEHIND	LAP TIME
777		56.258

BMCRC - MRO Championships 2022 - Rnd 1 @ Brands Hatch Indy

ACU Team Green Junior Cup & Senior 300

RACE 1 - LAP CHART

8	0.162	56.347
131	0.245	56.493
60	0.479	56.909
18	1 Lap	1:02.736
44	1 Lap	1:02.209
27	1 Lap	1:01.659
50	1 Lap	1:01.661
173	1 Lap	1:02.725
54	1 Lap	1:03.350
41	1 Lap	1:02.967
97	24.251	58.435
19	24.298	59.219
0	24.461	59.002
77	24.694	58.799
70	25.208	58.125
125	26.664	59.107
4	1 Lap	1:04.538
48	34.812	1:00.646
34	36.631	1:00.194
311	36.680	1:00.430
67	1 Lap	1:06.124
91	37.867	59.726
66	37.991	59.934
14	1 Lap	1:05.235
118	39.229	1:00.632
73	1 Lap	1:11.459
56	1 Lap	1:07.463
32	43.796	1:00.495
58	43.817	1:00.189
31	49.585	59.885
87	50.293	59.939
400	51.604	1:01.871
95	51.759	1:01.299

BMCRC - MRO Championships 2022 - Rnd 1 @ Brands Hatch Indy

ACU Team Green Junior Cup & Senior 300

RACE 1 - SECTOR ANALYSIS



SECTOR 1 = FL to I1, SECTOR 2 = I1 to FL, DIFF = Difference To Personal Best Lap, P = Crossed Finish Line in Pit Lane, D = Time Disallowed

P1 777 J		Maximus HARDY		Kawasaki NINJA 400 - DAD			
IDEAL LAP TIME : 56.060		BEST LAP TIME : 56.104		DIFFERENCE : 0.044			
LAP	SECTOR 1	SECTOR 2	LAP TIME	MPH	DIFF	TIME OF DAY	
1 -		23.284	1:02.834	69.20	6.730	11:40:12.938	
2 -	34.420	22.919	57.339	75.84	1.235	11:41:10.277	
3 -	34.021	23.016	57.037	76.24	0.933	11:42:07.314	
4 -	33.972	22.956	56.928	76.38	0.824	11:43:04.242	
5 -	34.183	22.756	56.939	76.37	0.835	11:44:01.181	
6 -	33.729	23.036	56.765 (3)	76.60	0.661	11:44:57.946	
7 -	34.184	23.112	57.296	75.89	1.192	11:45:55.242	
8 -	33.304	22.800	56.104 (1)	77.50		11:46:51.366	
9 -	33.815	23.157	56.972	76.32	0.868	11:47:48.318	
10 -	33.408	22.850	56.258 (2)	77.29	0.154	11:48:44.576	

P2 8 S		Phil ATKINSON		Kawasaki NINJA 400 - ROSE MOT			
IDEAL LAP TIME : 55.964		BEST LAP TIME : 55.964		DIFFERENCE : 0.000			
LAP	SECTOR 1	SECTOR 2	LAP TIME	MPH	DIFF	TIME OF DAY	
1 -		23.500	1:02.938	69.09	6.974	11:40:13.042	
2 -	34.051	23.149	57.200	76.02	1.236	11:41:10.242	
3 -	34.068	23.211	57.279	75.91	1.315	11:42:07.521	
4 -	33.839	22.929	56.768 (3)	76.60	0.804	11:43:04.289	
5 -	33.895	23.082	56.977	76.32	1.013	11:44:01.266	
6 -	33.847	22.956	56.803	76.55	0.839	11:44:58.069	
7 -	34.088	23.443	57.531	75.58	1.567	11:45:55.600	
8 -	33.501	22.463	55.964 (1)	77.70		11:46:51.564	
9 -	34.277	22.550	56.827	76.52	0.863	11:47:48.391	
10 -	33.810	22.537	56.347 (2)	77.17	0.383	11:48:44.738	

P3 131 J		Dylan MELLOR		Kawasaki NINJA 300 - BDS Motorcycles			
IDEAL LAP TIME : 56.902		BEST LAP TIME : 55.636		DIFFERENCE : -1.266			
LAP	SECTOR 1	SECTOR 2	LAP TIME	MPH	DIFF	TIME OF DAY	
1 -			1:03.814	68.14	8.178	11:40:13.918	
2 -			57.383	75.78	1.747	11:41:11.301	
3 -	33.962	22.940	56.902	76.42	1.266	11:42:08.203	
4 -			56.699	76.69	1.063	11:43:04.902	
5 -			56.389 (2)	77.11	0.753	11:44:01.291	
6 -			57.009	76.27	1.373	11:44:58.300	
7 -			57.946	75.04	2.310	11:45:56.247	
8 -			55.636 (1)	78.16		11:46:51.883	
9 -			56.445 (3)	77.04	0.809	11:47:48.328	
10 -			56.493	76.97	0.857	11:48:44.821	

P4 60 J		Lennon DOCHERTY		Kawasaki NINJA 400 - Doc Fit Training			
IDEAL LAP TIME : 55.830		BEST LAP TIME : 55.830		DIFFERENCE : 0.000			
LAP	SECTOR 1	SECTOR 2	LAP TIME	MPH	DIFF	TIME OF DAY	
1 -		23.290	1:03.375	68.61	7.545	11:40:13.479	
2 -	34.331	23.068	57.399	75.76	1.569	11:41:10.878	
3 -	34.038	23.210	57.248	75.96	1.418	11:42:08.126	
4 -	33.643	22.707	56.350 (2)	77.17	0.520	11:43:04.476	
5 -	33.600	22.861	56.461 (3)	77.01	0.631	11:44:00.937	
6 -	34.011	23.139	57.150	76.09	1.320	11:44:58.087	
7 -	34.182	23.265	57.447	75.69	1.617	11:45:55.534	
8 -	33.329	22.501	55.830 (1)	77.89		11:46:51.364	
9 -	33.791	22.991	56.782	76.58	0.952	11:47:48.146	
10 -	34.330	22.579	56.909	76.41	1.079	11:48:45.055	

BMCRC - MRO Championships 2022 - Rnd 1 @ Brands Hatch Indy

ACU Team Green Junior Cup & Senior 300

RACE 1 - SECTOR ANALYSIS



SECTOR 1 = FL to I1, SECTOR 2 = I1 to FL, DIFF = Difference To Personal Best Lap, P = Crossed Finish Line in Pit Lane, D = Time Disallowed

P5 97 J Ben PLATT		Kawasaki NINJA 400 - ADSS Ltd				
IDEAL LAP TIME : 58.424		BEST LAP TIME : 58.435		DIFFERENCE : 0.011		
LAP	SECTOR 1	SECTOR 2	LAP TIME	MPH	DIFF	TIME OF DAY
1 -		24.108	1:05.961	65.92	7.526	11:40:16.065
2 -	35.852	23.645	59.497	73.08	1.062	11:41:15.562
3 -	36.389	23.756	1:00.145	72.30	1.710	11:42:15.707
4 -	35.662	23.688	59.350	73.27	0.915	11:43:15.057
5 -	35.413	23.465	58.878 (3)	73.85	0.443	11:44:13.935
6 -	36.151	23.563	59.714	72.82	1.279	11:45:13.649
7 -	35.660	23.358	59.018	73.68	0.583	11:46:12.667
8 -	35.476	23.801	59.277	73.36	0.842	11:47:11.944
9 -	35.423	23.025	58.448 (2)	74.40	0.013	11:48:10.392
10 -	35.399	23.036	58.435 (1)	74.41		11:49:08.827

P6 19 J James O'MARA		Kawasaki NINJA 300 - BRP Machining Ltd				
IDEAL LAP TIME : 58.572		BEST LAP TIME : 58.646		DIFFERENCE : 0.074		
LAP	SECTOR 1	SECTOR 2	LAP TIME	MPH	DIFF	TIME OF DAY
1 -		24.120	1:07.011	64.89	8.365	11:40:17.115
2 -	35.622	23.552	59.174	73.48	0.528	11:41:16.289
3 -	35.421	23.719	59.140	73.53	0.494	11:42:15.429
4 -	35.624	23.440	59.064 (3)	73.62	0.418	11:43:14.493
5 -	35.312	23.790	59.102	73.57	0.456	11:44:13.595
6 -	35.545	23.755	59.300	73.33	0.654	11:45:12.895
7 -	35.199	23.634	58.833 (2)	73.91	0.187	11:46:11.728
8 -	35.144	24.137	59.281	73.35	0.635	11:47:11.009
9 -	35.132	23.514	58.646 (1)	74.15		11:48:09.655
10 -	35.653	23.566	59.219	73.43	0.573	11:49:08.874

P7 0 S Riccardo BILO		Kawasaki NINJA 300 -				
IDEAL LAP TIME : 58.610		BEST LAP TIME : 58.610		DIFFERENCE : 0.000		
LAP	SECTOR 1	SECTOR 2	LAP TIME	MPH	DIFF	TIME OF DAY
1 -		24.004	1:05.474	66.41	6.864	11:40:15.578
2 -	35.812	23.588	59.400	73.20	0.790	11:41:14.978
3 -	36.025	23.804	59.829	72.68	1.219	11:42:14.807
4 -	35.676	23.642	59.318	73.31	0.708	11:43:14.125
5 -	35.797	23.850	59.647	72.90	1.037	11:44:13.772
6 -	35.660	23.596	59.256	73.38	0.646	11:45:13.028
7 -	35.447	23.402	58.849 (2)	73.89	0.239	11:46:11.877
8 -	35.362	24.186	59.548	73.02	0.938	11:47:11.425
9 -	35.325	23.285	58.610 (1)	74.19		11:48:10.035
10 -	35.545	23.457	59.002 (3)	73.70	0.392	11:49:09.037

P8 77 J Joe WHITE		Kawasaki NINJA 400 - Just In Graphics /MZ CONTRACTS/ Silve				
IDEAL LAP TIME : 58.179		BEST LAP TIME : 58.221		DIFFERENCE : 0.042		
LAP	SECTOR 1	SECTOR 2	LAP TIME	MPH	DIFF	TIME OF DAY
1 -		24.506	1:09.833	62.27	11.612	11:40:19.937
2 -	35.642	23.806	59.448	73.14	1.227	11:41:19.385
3 -	34.986	23.724	58.710	74.06	0.489	11:42:18.095
4 -	35.142	23.371	58.513 (3)	74.31	0.292	11:43:16.608
5 -	34.913	23.390	58.303 (2)	74.58	0.082	11:44:14.911
6 -	35.648	23.809	59.457	73.13	1.236	11:45:14.368
7 -	35.367	23.545	58.912	73.81	0.691	11:46:13.280
8 -	35.180	23.790	58.970	73.74	0.749	11:47:12.250
9 -	34.931	23.290	58.221 (1)	74.69		11:48:10.471
10 -	35.533	23.266	58.799	73.95	0.578	11:49:09.270

BMCRC - MRO Championships 2022 - Rnd 1 @ Brands Hatch Indy

ACU Team Green Junior Cup & Senior 300

RACE 1 - SECTOR ANALYSIS



SECTOR 1 = FL to I1, SECTOR 2 = I1 to FL, DIFF = Difference To Personal Best Lap, P = Crossed Finish Line in Pit Lane, D = Time Disallowed

P9 70 S		Justin WHITE		Kawasaki NINJA 400 - Just In Graphics		
IDEAL LAP TIME : 58.125		BEST LAP TIME : 58.125		DIFFERENCE : 0.000		
LAP	SECTOR 1	SECTOR 2	LAP TIME	MPH	DIFF	TIME OF DAY
1 -		24.395	1:06.659	65.23	8.534	11:40:16.763
2 -	35.651	23.925	59.576	72.99	1.451	11:41:16.339
3 -	36.110	23.890	1:00.000	72.47	1.875	11:42:16.339
4 -	35.388	23.539	58.927 (3)	73.79	0.802	11:43:15.266
5 -	35.572	23.909	59.481	73.10	1.356	11:44:14.747
6 -	36.263	23.808	1:00.071	72.39	1.946	11:45:14.818
7 -	35.157	23.901	59.058	73.63	0.933	11:46:13.876
8 -	35.231	23.794	59.025	73.67	0.900	11:47:12.901
9 -	35.499	23.259	58.758 (2)	74.00	0.633	11:48:11.659
10 -	34.885	23.240	58.125 (1)	74.81		11:49:09.784

P10 125 J		Ben JOLLIFFE		Kawasaki NINJA 300 -		
IDEAL LAP TIME : 58.514		BEST LAP TIME : 58.983		DIFFERENCE : 0.469		
LAP	SECTOR 1	SECTOR 2	LAP TIME	MPH	DIFF	TIME OF DAY
1 -		24.098	1:07.820	64.11	8.837	11:40:17.924
2 -	35.443	23.740	59.183	73.47	0.200	11:41:17.107
3 -	35.863	23.431	59.294	73.33	0.311	11:42:16.401
4 -	35.433	23.678	59.111 (3)	73.56	0.128	11:43:15.512
5 -	35.608	23.554	59.162	73.50	0.179	11:44:14.674
6 -	35.645	23.702	59.347	73.27	0.364	11:45:14.021
7 -	35.691	23.719	59.410	73.19	0.427	11:46:13.431
8 -	35.212	23.771	58.983 (1)	73.72		11:47:12.414
9 -	36.360	23.359	59.719	72.81	0.736	11:48:12.133
10 -	35.805	23.302	59.107 (2)	73.57	0.124	11:49:11.240

P11 48 S		Kevin SABBARTON		Kawasaki NINJA 300 -		
IDEAL LAP TIME : 59.070		BEST LAP TIME : 59.070		DIFFERENCE : 0.000		
LAP	SECTOR 1	SECTOR 2	LAP TIME	MPH	DIFF	TIME OF DAY
1 -		24.508	1:08.293	63.67	9.223	11:40:18.397
2 -	36.145	25.362	1:01.507	70.70	2.437	11:41:19.904
3 -	36.117	24.176	1:00.293	72.12	1.223	11:42:20.197
4 -	36.125	23.791	59.916	72.57	0.846	11:43:20.113
5 -	35.654	24.169	59.823 (3)	72.69	0.753	11:44:19.936
6 -	35.489	23.930	59.419 (2)	73.18	0.349	11:45:19.355
7 -	35.368	23.702	59.070 (1)	73.61		11:46:18.425
8 -	35.979	24.174	1:00.153	72.29	1.083	11:47:18.578
9 -	35.877	24.287	1:00.164	72.27	1.094	11:48:18.742
10 -	36.660	23.986	1:00.646	71.70	1.576	11:49:19.388

P12 34 J		Oliver ARBON		Kawasaki NINJA 400 - TT Plumbing & Heating		
IDEAL LAP TIME : 59.374		BEST LAP TIME : 59.374		DIFFERENCE : 0.000		
LAP	SECTOR 1	SECTOR 2	LAP TIME	MPH	DIFF	TIME OF DAY
1 -		24.496	1:07.933	64.01	8.559	11:40:18.037
2 -	36.994	24.486	1:01.480	70.73	2.106	11:41:19.517
3 -	36.822	24.474	1:01.296	70.94	1.922	11:42:20.813
4 -	36.605	24.067	1:00.672	71.67	1.298	11:43:21.485
5 -	36.429	23.886	1:00.315	72.09	0.941	11:44:21.800
6 -	36.282	24.120	1:00.402	71.99	1.028	11:45:22.202
7 -	35.868	23.754	59.622 (2)	72.93	0.248	11:46:21.824
8 -	35.823	23.992	59.815 (3)	72.70	0.441	11:47:21.639
9 -	35.794	23.580	59.374 (1)	73.24		11:48:21.013
10 -	36.060	24.134	1:00.194	72.24	0.820	11:49:21.207

BMCRC - MRO Championships 2022 - Rnd 1 @ Brands Hatch Indy

ACU Team Green Junior Cup & Senior 300

RACE 1 - SECTOR ANALYSIS



SECTOR 1 = FL to I1, SECTOR 2 = I1 to FL, DIFF = Difference To Personal Best Lap, P = Crossed Finish Line in Pit Lane, D = Time Disallowed

P13 311 J		Nathan-Ellis WARD		Kawasaki NINJA 300 - Zipped up racing		
IDEAL LAP TIME : 59.203		BEST LAP TIME : 59.204		DIFFERENCE : 0.001		
LAP	SECTOR 1	SECTOR 2	LAP TIME	MPH	DIFF	TIME OF DAY
1 -		24.807	1:10.981	61.26	11.777	11:40:21.085
2 -	37.114	24.476	1:01.590	70.60	2.386	11:41:22.675
3 -	36.521	24.316	1:00.837	71.47	1.633	11:42:23.512
4 -	35.742	23.889	59.631 (3)	72.92	0.427	11:43:23.143
5 -	35.413	23.791	59.204 (1)	73.45		11:44:22.347
6 -	35.599	24.105	59.704	72.83	0.500	11:45:22.051
7 -	35.627	24.053	59.680	72.86	0.476	11:46:21.731
8 -	35.890	23.865	59.755	72.77	0.551	11:47:21.486
9 -	35.550	23.790	59.340 (2)	73.28	0.136	11:48:20.826
10 -	35.728	24.702	1:00.430	71.96	1.226	11:49:21.256

P14 91 J		Sam HIRST		Kawasaki NINJA - Valley Racing		
IDEAL LAP TIME : 58.413		BEST LAP TIME : 58.413		DIFFERENCE : 0.000		
LAP	SECTOR 1	SECTOR 2	LAP TIME	MPH	DIFF	TIME OF DAY
1 -		25.309	1:12.451	60.02	14.038	11:40:22.555
2 -	37.552	24.755	1:02.307	69.79	3.894	11:41:24.862
3 -	36.762	24.152	1:00.914	71.38	2.501	11:42:25.776
4 -	36.436	23.587	1:00.023	72.44	1.610	11:43:25.799
5 -	36.148	24.252	1:00.400	71.99	1.987	11:44:26.199
6 -	35.711	23.878	59.589	72.97	1.176	11:45:25.788
7 -	35.490	23.792	59.282 (3)	73.35	0.869	11:46:25.070
8 -	35.494	23.740	59.234 (2)	73.41	0.821	11:47:24.304
9 -	35.084	23.329	58.413 (1)	74.44		11:48:22.717
10 -	35.704	24.022	59.726	72.80	1.313	11:49:22.443

P15 66 S		Mark SMITH		Kawasaki NINJA 300 - MHP EXHAUST'S		
IDEAL LAP TIME : 58.981		BEST LAP TIME : 58.981		DIFFERENCE : 0.000		
LAP	SECTOR 1	SECTOR 2	LAP TIME	MPH	DIFF	TIME OF DAY
1 -		25.048	1:11.526	60.79	12.545	11:40:21.630
2 -	37.174	24.619	1:01.793	70.37	2.812	11:41:23.423
3 -	36.501	24.233	1:00.734	71.60	1.753	11:42:24.157
4 -	35.979	23.459	59.438 (2)	73.16	0.457	11:43:23.595
5 -	35.596	23.385	58.981 (1)	73.72		11:44:22.576
6 -	36.011	23.632	59.643 (3)	72.91	0.662	11:45:22.219
7 -	36.049	23.726	59.775	72.74	0.794	11:46:21.994
8 -	36.090	23.571	59.661	72.88	0.680	11:47:21.655
9 -	37.156	23.822	1:00.978	71.31	1.997	11:48:22.633
10 -	36.295	23.639	59.934	72.55	0.953	11:49:22.567

P16 118 J		Max HALL		Kawasaki NINJA 300 - Racecraft rider development		
IDEAL LAP TIME : 58.819		BEST LAP TIME : 59.453		DIFFERENCE : 0.634		
LAP	SECTOR 1	SECTOR 2	LAP TIME	MPH	DIFF	TIME OF DAY
1 -		24.684	1:10.165	61.97	10.712	11:40:20.269
2 -	37.300	24.423	1:01.723	70.45	2.270	11:41:21.992
3 -	37.878	24.368	1:02.246	69.86	2.793	11:42:24.238
4 -	36.538	23.744	1:00.282	72.13	0.829	11:43:24.520
5 -	35.846	23.629	59.475 (2)	73.11	0.022	11:44:23.995
6 -	36.048	23.771	59.819	72.69	0.366	11:45:23.814
7 -	35.574	23.879	59.453 (1)	73.14		11:46:23.267
8 -	36.008	24.193	1:00.201	72.23	0.748	11:47:23.468
9 -	36.460	23.245	59.705 (3)	72.83	0.252	11:48:23.173
10 -	36.979	23.653	1:00.632	71.72	1.179	11:49:23.805

BMCRC - MRO Championships 2022 - Rnd 1 @ Brands Hatch Indy

ACU Team Green Junior Cup & Senior 300

RACE 1 - SECTOR ANALYSIS



SECTOR 1 = FL to I1, SECTOR 2 = I1 to FL, DIFF = Difference To Personal Best Lap, P = Crossed Finish Line in Pit Lane, D = Time Disallowed

P17 32 S		Conor MURRAY		Kawasaki NINJA 300 -		
IDEAL LAP TIME : 1:00.062		BEST LAP TIME : 1:00.078		DIFFERENCE : 0.016		
LAP	SECTOR 1	SECTOR 2	LAP TIME	MPH	DIFF	TIME OF DAY
1 -		25.650	1:10.555	61.63	10.477	11:40:20.659
2 -	37.951	25.329	1:03.280	68.72	3.202	11:41:23.939
3 -	36.601	24.593	1:01.194	71.06	1.116	11:42:25.133
4 -	36.301	24.276	1:00.577	71.78	0.499	11:43:25.710
5 -	36.084	24.538	1:00.622	71.73	0.544	11:44:26.332
6 -	36.172	24.443	1:00.615	71.74	0.537	11:45:26.947
7 -	35.851	24.355	1:00.206 (2)	72.22	0.128	11:46:27.153
8 -	36.109	24.537	1:00.646	71.70	0.568	11:47:27.799
9 -	35.867	24.211	1:00.078 (1)	72.38		11:48:27.877
10 -	36.278	24.217	1:00.495 (3)	71.88	0.417	11:49:28.372

P18 58 J		Matthew WOOD		Kawasaki NINJA 300 -		
IDEAL LAP TIME : 59.810		BEST LAP TIME : 59.810		DIFFERENCE : 0.000		
LAP	SECTOR 1	SECTOR 2	LAP TIME	MPH	DIFF	TIME OF DAY
1 -		25.541	1:10.237	61.91	10.427	11:40:20.341
2 -	38.288	24.865	1:03.153	68.85	3.343	11:41:23.494
3 -	36.966	24.524	1:01.490	70.72	1.680	11:42:24.984
4 -	36.322	24.252	1:00.574	71.78	0.764	11:43:25.558
5 -	37.326	24.100	1:01.426	70.79	1.616	11:44:26.984
6 -	36.648	24.081	1:00.729	71.60	0.919	11:45:27.713
7 -	36.454	24.157	1:00.611	71.74	0.801	11:46:28.324
8 -	36.011	24.059	1:00.070 (2)	72.39	0.260	11:47:28.394
9 -	35.825	23.985	59.810 (1)	72.70		11:48:28.204
10 -	35.938	24.251	1:00.189 (3)	72.24	0.379	11:49:28.393

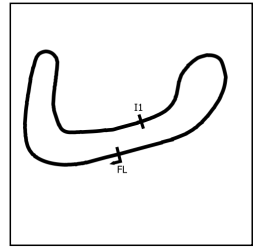
P19 31 J		Robbie PARK		Kawasaki NINJA -		
IDEAL LAP TIME : 59.885		BEST LAP TIME : 59.885		DIFFERENCE : 0.000		
LAP	SECTOR 1	SECTOR 2	LAP TIME	MPH	DIFF	TIME OF DAY
1 -		25.289	1:10.688	61.51	10.803	11:40:20.792
2 -	38.693	25.105	1:03.798	68.16	3.913	11:41:24.590
3 -	38.203	24.964	1:03.167	68.84	3.282	11:42:27.757
4 -	37.559	24.612	1:02.171	69.94	2.286	11:43:29.928
5 -	37.043	24.312	1:01.355	70.87	1.470	11:44:31.283
6 -	36.428	24.215	1:00.643	71.70	0.758	11:45:31.926
7 -	36.047	24.357	1:00.404 (2)	71.99	0.519	11:46:32.330
8 -	37.047	24.395	1:01.442	70.77	1.557	11:47:33.772
9 -	36.364	24.140	1:00.504 (3)	71.87	0.619	11:48:34.276
10 -	36.041	23.844	59.885 (1)	72.61		11:49:34.161

P20 87 J		James CLEARY		Kawasaki NINJA 300 - Mum and Dad		
IDEAL LAP TIME : 59.939		BEST LAP TIME : 59.939		DIFFERENCE : 0.000		
LAP	SECTOR 1	SECTOR 2	LAP TIME	MPH	DIFF	TIME OF DAY
1 -		25.578	1:11.810	60.55	11.871	11:40:21.914
2 -	37.709	25.285	1:02.994	69.03	3.055	11:41:24.908
3 -	37.802	24.920	1:02.722	69.33	2.783	11:42:27.630
4 -	37.513	24.724	1:02.237	69.87	2.298	11:43:29.867
5 -	36.730	24.341	1:01.071	71.20	1.132	11:44:30.938
6 -	36.092	24.328	1:00.420 (2)	71.97	0.481	11:45:31.358
7 -	36.291	24.598	1:00.889 (3)	71.41	0.950	11:46:32.247
8 -	37.082	24.262	1:01.344	70.88	1.405	11:47:33.591
9 -	36.775	24.564	1:01.339	70.89	1.400	11:48:34.930
10 -	35.798	24.141	59.939 (1)	72.55		11:49:34.869

BMCRC - MRO Championships 2022 - Rnd 1 @ Brands Hatch Indy

ACU Team Green Junior Cup & Senior 300

RACE 1 - SECTOR ANALYSIS



SECTOR 1 = FL to I1, SECTOR 2 = I1 to FL, DIFF = Difference To Personal Best Lap, P = Crossed Finish Line in Pit Lane, D = Time Disallowed

P21 400 S		Stuart THURTLÉ		Kawasaki NINJA 400 - TeamTortoise Racing		
IDEAL LAP TIME : 1:00.869		BEST LAP TIME : 1:01.162		DIFFERENCE : 0.293		
LAP	SECTOR 1	SECTOR 2	LAP TIME	MPH	DIFF	TIME OF DAY
1 -		24.890	1:10.834	61.39	9.672	11:40:20.938
2 -	38.554	24.550	1:03.104	68.91	1.942	11:41:24.042
3 -	36.869	24.618	1:01.487	70.72	0.325	11:42:25.529
4 -	37.185	24.348	1:01.533	70.67	0.371	11:43:27.062
5 -	37.193	24.388	1:01.581	70.61	0.419	11:44:28.643
6 -	36.901	24.581	1:01.482 (3)	70.72	0.320	11:45:30.125
7 -	36.976	24.376	1:01.352 (2)	70.87	0.190	11:46:31.477
8 -	37.009	24.661	1:01.670	70.51	0.508	11:47:33.147
9 -	37.162	24.000	1:01.162 (1)	71.09		11:48:34.309
10 -	37.791	24.080	1:01.871	70.28	0.709	11:49:36.180

P22 95 J		Greg MARSHALL		Kawasaki NINJA 300 - Mum & Dad		
IDEAL LAP TIME : 1:00.171		BEST LAP TIME : 1:00.173		DIFFERENCE : 0.002		
LAP	SECTOR 1	SECTOR 2	LAP TIME	MPH	DIFF	TIME OF DAY
1 -		25.288	1:14.545	58.33	14.372	11:40:24.649
2 -	38.702	24.865	1:03.567	68.40	3.394	11:41:28.216
3 -	36.982	24.407	1:01.389	70.83	1.216	11:42:29.605
4 -	36.564	24.090	1:00.654 (3)	71.69	0.481	11:43:30.259
5 -	37.714	24.067	1:01.781	70.38	1.608	11:44:32.040
6 -	36.301	23.872	1:00.173 (1)	72.26		11:45:32.213
7 -	36.299	23.874	1:00.173 (1)	72.26		11:46:32.386
8 -	37.505	23.988	1:01.493	70.71	1.320	11:47:33.879
9 -	37.028	24.129	1:01.157	71.10	0.984	11:48:35.036
10 -	37.287	24.012	1:01.299	70.94	1.126	11:49:36.335

P23 18 J		George HIGGINS		Kawasaki NINJA 400 - Aztec Racing		
IDEAL LAP TIME : 1:01.913		BEST LAP TIME : 1:02.018		DIFFERENCE : 0.105		
LAP	SECTOR 1	SECTOR 2	LAP TIME	MPH	DIFF	TIME OF DAY
1 -		25.855	1:13.474	59.18	11.456	11:40:23.578
2 -	38.261	25.755	1:04.016	67.92	1.998	11:41:27.594
3 -	39.120	25.261	1:04.381	67.54	2.363	11:42:31.975
4 -	37.656	25.071	1:02.727 (3)	69.32	0.709	11:43:34.702
5 -	37.198	24.820	1:02.018 (1)	70.11		11:44:36.720
6 -	37.093	25.385	1:02.478 (2)	69.60	0.460	11:45:39.198
7 -	37.828	25.219	1:03.047	68.97	1.029	11:46:42.245
8 -	37.972	25.286	1:03.258	68.74	1.240	11:47:45.503
9 -	37.579	25.157	1:02.736	69.31	0.718	11:48:48.239

P24 44 J		Sam GREEN		Kawasaki NINJA 300 -		
IDEAL LAP TIME :		BEST LAP TIME : 1:02.019		DIFFERENCE :		
LAP	SECTOR 1	SECTOR 2	LAP TIME	MPH	DIFF	TIME OF DAY
1 -			1:14.287	58.53	12.268	11:40:24.391
2 -			1:04.817	67.09	2.798	11:41:29.208
3 -			1:04.307	67.62	2.288	11:42:33.515
4 -			1:04.392	67.53	2.373	11:43:37.907
5 -			1:04.899	67.00	2.880	11:44:42.806
6 -			1:03.143	68.86	1.124	11:45:45.949
7 -			1:03.126 (3)	68.88	1.107	11:46:49.075
8 -			1:02.019 (1)	70.11		11:47:51.094
9 -			1:02.209 (2)	69.90	0.190	11:48:53.303

BMCRC - MRO Championships 2022 - Rnd 1 @ Brands Hatch Indy

ACU Team Green Junior Cup & Senior 300

RACE 1 - SECTOR ANALYSIS



SECTOR 1 = FL to I1, SECTOR 2 = I1 to FL, DIFF = Difference To Personal Best Lap, P = Crossed Finish Line in Pit Lane, D = Time Disallowed

P25 27 J Felix DORLING			Kawasaki NINJA 400 - Kernow Controls			
IDEAL LAP TIME : 1:01.659		BEST LAP TIME : 1:01.659		DIFFERENCE : 0.000		
LAP	SECTOR 1	SECTOR 2	LAP TIME	MPH	DIFF	TIME OF DAY
1 -		26.446	1:14.904	58.05	13.245	11:40:25.008
2 -	39.808	25.776	1:05.584	66.30	3.925	11:41:30.592
3 -	39.071	25.341	1:04.412	67.51	2.753	11:42:35.004
4 -	38.145	25.437	1:03.582	68.39	1.923	11:43:38.586
5 -	38.380	25.974	1:04.354	67.57	2.695	11:44:42.940
6 -	38.559	25.500	1:04.059	67.88	2.400	11:45:46.999
7 -	37.654	25.118	1:02.772 (3)	69.27	1.113	11:46:49.771
8 -	37.576	24.809	1:02.385 (2)	69.70	0.726	11:47:52.156
9 -	37.057	24.602	1:01.659 (1)	70.52		11:48:53.815

P26 50 J Jay YELDHAM			Kawasaki NINJA 300 - WKD Installations			
IDEAL LAP TIME : 1:01.661		BEST LAP TIME : 1:01.661		DIFFERENCE : 0.000		
LAP	SECTOR 1	SECTOR 2	LAP TIME	MPH	DIFF	TIME OF DAY
1 -		26.432	1:14.089	58.69	12.428	11:40:24.193
2 -	38.229	25.462	1:03.691	68.27	2.030	11:41:27.884
3 -	39.242	25.658	1:04.900	67.00	3.239	11:42:32.784
4 -	39.196	25.642	1:04.838	67.06	3.177	11:43:37.622
5 -	39.135	25.691	1:04.826	67.08	3.165	11:44:42.448
6 -	38.935	25.424	1:04.359	67.56	2.698	11:45:46.807
7 -	37.802	25.023	1:02.825 (2)	69.21	1.164	11:46:49.632
8 -	38.256	25.043	1:03.299 (3)	68.69	1.638	11:47:52.931
9 -	36.866	24.795	1:01.661 (1)	70.52		11:48:54.592

P27 173 S Jason HEANAN			Kawasaki NINJA 300 -			
IDEAL LAP TIME : 1:02.562		BEST LAP TIME : 1:02.725		DIFFERENCE : 0.163		
LAP	SECTOR 1	SECTOR 2	LAP TIME	MPH	DIFF	TIME OF DAY
1 -		26.498	1:15.422	57.65	12.697	11:40:25.526
2 -	38.862	25.617	1:04.479	67.44	1.754	11:41:30.005
3 -	38.685	25.702	1:04.387	67.53	1.662	11:42:34.392
4 -	38.189	25.941	1:04.130	67.80	1.405	11:43:38.522
5 -	38.780	26.299	1:05.079	66.82	2.354	11:44:43.601
6 -	38.324	26.111	1:04.435	67.48	1.710	11:45:48.036
7 -	37.817	25.336	1:03.153 (3)	68.85	0.428	11:46:51.189
8 -	37.960	24.915	1:02.875 (2)	69.16	0.150	11:47:54.064
9 -	37.647	25.078	1:02.725 (1)	69.32		11:48:56.789

P28 54 S Ben SCOTT			Kawasaki NINJA 250 - GI Landscapes VampTech			
IDEAL LAP TIME : 1:03.292		BEST LAP TIME : 1:03.350		DIFFERENCE : 0.058		
LAP	SECTOR 1	SECTOR 2	LAP TIME	MPH	DIFF	TIME OF DAY
1 -		26.696	1:18.448	55.43	15.098	11:40:28.552
2 -	41.079	27.321	1:08.400	63.57	5.050	11:41:36.952
3 -	39.701	25.591	1:05.292	66.60	1.942	11:42:42.244
4 -	39.640	25.653	1:05.293	66.60	1.943	11:43:47.537
5 -	39.343	25.471	1:04.814	67.09	1.464	11:44:52.351
6 -	38.517	25.891	1:04.408	67.51	1.058	11:45:56.759
7 -	38.134	25.224	1:03.358 (2)	68.63	0.008	11:47:00.117
8 -	38.693	25.360	1:04.053 (3)	67.89	0.703	11:48:04.170
9 -	38.192	25.158	1:03.350 (1)	68.64		11:49:07.520

BMCRC - MRO Championships 2022 - Rnd 1 @ Brands Hatch Indy

ACU Team Green Junior Cup & Senior 300

RACE 1 - SECTOR ANALYSIS



SECTOR 1 = FL to I1, SECTOR 2 = I1 to FL, DIFF = Difference To Personal Best Lap, P = Crossed Finish Line in Pit Lane, D = Time Disallowed

P29 41 S		Stephen ROBEY		Kawasaki NINJA 250 - A&L Composites			
IDEAL LAP TIME : 1:02.967		BEST LAP TIME : 1:02.967		DIFFERENCE : 0.000			
LAP	SECTOR 1	SECTOR 2	LAP TIME	MPH	DIFF	TIME OF DAY	
1 -		26.409	1:16.684	56.70	13.717	11:40:26.788	
2 -	40.617	26.368	1:06.985	64.91	4.018	11:41:33.773	
3 -	41.134	26.491	1:07.625	64.30	4.658	11:42:41.398	
4 -	40.070	25.943	1:06.013	65.87	3.046	11:43:47.411	
5 -	39.154	25.655	1:04.809	67.09	1.842	11:44:52.220	
6 -	39.162	25.726	1:04.888	67.01	1.921	11:45:57.108	
7 -	38.874	25.040	1:03.914 (3)	68.03	0.947	11:47:01.022	
8 -	38.599	25.033	1:03.632 (2)	68.33	0.665	11:48:04.654	
9 -	38.172	24.795	1:02.967 (1)	69.06		11:49:07.621	

P30 4 S		Nigel FRANKLIN		Kawasaki NINJA - Jane Franklin			
IDEAL LAP TIME : 1:03.959		BEST LAP TIME : 1:04.538		DIFFERENCE : 0.579			
LAP	SECTOR 1	SECTOR 2	LAP TIME	MPH	DIFF	TIME OF DAY	
1 -		26.664	1:17.124	56.38	12.586	11:40:27.228	
2 -	40.440	26.348	1:06.788	65.11	2.250	11:41:34.016	
3 -	40.573	26.684	1:07.257	64.65	2.719	11:42:41.273	
4 -	39.753	26.164	1:05.917	65.97	1.379	11:43:47.190	
5 -	38.971	25.722	1:04.693 (2)	67.21	0.155	11:44:51.883	
6 -	38.778	26.337	1:05.115 (3)	66.78	0.577	11:45:56.998	
7 -	40.063	25.977	1:06.040	65.84	1.502	11:47:03.038	
8 -	40.163	25.673	1:05.836	66.05	1.298	11:48:08.874	
9 -	39.357	25.181	1:04.538 (1)	67.38		11:49:13.412	

P31 67 J		Iwan JONES		Kawasaki NINJA 300 -			
IDEAL LAP TIME : 1:04.825		BEST LAP TIME : 1:04.825		DIFFERENCE : 0.000			
LAP	SECTOR 1	SECTOR 2	LAP TIME	MPH	DIFF	TIME OF DAY	
1 -		27.246	1:18.158	55.63	13.333	11:40:28.262	
2 -	41.019	27.696	1:08.715	63.28	3.890	11:41:36.977	
3 -	40.521	26.798	1:07.319	64.59	2.494	11:42:44.296	
4 -	40.694	26.716	1:07.410	64.50	2.585	11:43:51.706	
5 -	39.785	26.299	1:06.084 (2)	65.80	1.259	11:44:57.790	
6 -	39.436	26.970	1:06.406	65.48	1.581	11:46:04.196	
7 -	40.280	26.429	1:06.709	65.18	1.884	11:47:10.905	
8 -	38.954	25.871	1:04.825 (1)	67.08		11:48:15.730	
9 -	39.809	26.315	1:06.124 (3)	65.76	1.299	11:49:21.854	

P32 14 J		Maryann McCARTNEY		Kawasaki NINJA 300 -			
IDEAL LAP TIME : 1:05.235		BEST LAP TIME : 1:05.235		DIFFERENCE : 0.000			
LAP	SECTOR 1	SECTOR 2	LAP TIME	MPH	DIFF	TIME OF DAY	
1 -		26.630	1:18.864	55.14	13.629	11:40:28.968	
2 -	41.249	27.422	1:08.671	63.32	3.436	11:41:37.639	
3 -	40.870	26.876	1:07.746	64.18	2.511	11:42:45.385	
4 -	40.439	26.397	1:06.836	65.06	1.601	11:43:52.221	
5 -	39.768	26.379	1:06.147 (3)	65.74	0.912	11:44:58.368	
6 -	40.029	26.478	1:06.507	65.38	1.272	11:46:04.875	
7 -	41.150	26.165	1:07.315	64.60	2.080	11:47:12.190	
8 -	39.748	25.674	1:05.422 (2)	66.47	0.187	11:48:17.612	
9 -	39.742	25.493	1:05.235 (1)	66.66		11:49:22.847	

BMCRC - MRO Championships 2022 - Rnd 1 @ Brands Hatch Indy

ACU Team Green Junior Cup & Senior 300

RACE 1 - SECTOR ANALYSIS



SECTOR 1 = FL to I1, SECTOR 2 = I1 to FL, DIFF = Difference To Personal Best Lap, P = Crossed Finish Line in Pit Lane, D = Time Disallowed

P33 73 S		Jemma HANNAFORD		Kawasaki NINJA 300 -			
IDEAL LAP TIME : 1:04.898		BEST LAP TIME : 1:04.898		DIFFERENCE : 0.000			
LAP	SECTOR 1	SECTOR 2	LAP TIME	MPH	DIFF	TIME OF DAY	
1 -		27.577	1:20.195	54.22	15.297	11:40:30.299	
2 -	41.477	26.468	1:07.945	64.00	3.047	11:41:38.244	
3 -	41.032	25.989	1:07.021	64.88	2.123	11:42:45.265	
4 -	40.294	26.320	1:06.614 (3)	65.28	1.716	11:43:51.879	
5 -	39.877	26.174	1:06.051 (2)	65.83	1.153	11:44:57.930	
6 -	39.999	26.624	1:06.623	65.27	1.725	11:46:04.553	
7 -	40.321	26.295	1:06.616	65.27	1.718	11:47:11.169	
8 -	39.521	25.377	1:04.898 (1)	67.00		11:48:16.067	
9 -	39.580	31.879	1:11.459	60.85	6.561	11:49:27.526	

P34 56 S		Jack HAYES-WOLFF		Kawasaki NINJA 300 -			
IDEAL LAP TIME : 1:06.773		BEST LAP TIME : 1:06.896		DIFFERENCE : 0.123			
LAP	SECTOR 1	SECTOR 2	LAP TIME	MPH	DIFF	TIME OF DAY	
1 -		26.485	1:16.353	56.95	9.457	11:40:26.457	
2 -	40.742	26.154	1:06.896 (1)	65.00		11:41:33.353	
3 -	41.141	26.874	1:08.015	63.93	1.119	11:42:41.368	
4 -	41.262	26.398	1:07.660	64.27	0.764	11:43:49.028	
5 -	40.619	26.572	1:07.191 (2)	64.72	0.295	11:44:56.219	
6 -	40.860	27.280	1:08.140	63.81	1.244	11:46:04.359	
7 -	41.519	26.941	1:08.460	63.52	1.564	11:47:12.819	
8 -	41.220	26.820	1:08.040	63.91	1.144	11:48:20.859	
9 -	41.127	26.336	1:07.463 (3)	64.45	0.567	11:49:28.322	

P35 62 S		Nicholas BETTRIDGE		Kawasaki NINJA - Weald builders			
IDEAL LAP TIME : 1:00.994		BEST LAP TIME :		DIFFERENCE :			
LAP	SECTOR 1	SECTOR 2	LAP TIME	MPH	DIFF	TIME OF DAY	
1 -		24.516	1:09.000	63.02		11:40:19.104	

BMCRC - MRO Championships 2022 - Rnd 1 @ Brands Hatch Indy

ACU Team Green Junior Cup & Senior 300

RACE 1 - BEST SECTORS

SECTOR 1			SECTOR 2			IDEAL / BEST COMPARISON						
POS	NO	NAME	TIME	NO	NAME	TIME	POS	NO	NAME	IDEAL	BEST	DIFF
									PERFECT LAP	55.767		
1	777	HARDY	33.304	8	ATKINSON	22.463	1	60	DOCHERTY	55.830	55.830	0.000
2	60	DOCHERTY	33.329	60	DOCHERTY	22.501	2	8	ATKINSON	55.964	55.964	0.000
3	8	ATKINSON	33.501	777	HARDY	22.756	3	777	HARDY	56.060	56.104	0.044
4	131	MELLOR	33.962	131	MELLOR	22.940	4	131	MELLOR	56.902	55.636	-1.266
5	70	WHITE	34.885	97	PLATT	23.025	5	70	WHITE	58.125	58.125	0.000
6	77	WHITE	34.913	70	WHITE	23.240	6	77	WHITE	58.179	58.221	0.042
7	91	HIRST	35.084	118	HALL	23.245	7	91	HIRST	58.413	58.413	0.000
8	19	O'MARA	35.132	77	WHITE	23.266	8	97	PLATT	58.424	58.435	0.011
9	125	JOLLIFFE	35.212	0	BILO	23.285	9	125	JOLLIFFE	58.514	58.983	0.469
10	0	BILO	35.325	125	JOLLIFFE	23.302	10	19	O'MARA	58.572	58.646	0.074
11	48	SABBARTON	35.368	91	HIRST	23.329	11	0	BILO	58.610	58.610	0.000
12	97	PLATT	35.399	66	SMITH	23.385	12	118	HALL	58.819	59.453	0.634
13	311	WARD	35.413	19	O'MARA	23.440	13	66	SMITH	58.981	58.981	0.000
14	118	HALL	35.574	34	ARBON	23.580	14	48	SABBARTON	59.070	59.070	0.000
15	66	SMITH	35.596	48	SABBARTON	23.702	15	311	WARD	59.203	59.204	0.001
16	34	ARBON	35.794	311	WARD	23.790	16	34	ARBON	59.374	59.374	0.000
17	87	CLEARY	35.798	31	PARK	23.844	17	58	WOOD	59.810	59.810	0.000
18	58	WOOD	35.825	95	MARSHALL	23.872	18	31	PARK	59.885	59.885	0.000
19	32	MURRAY	35.851	58	WOOD	23.985	19	87	CLEARY	59.939	59.939	0.000
20	31	PARK	36.041	400	THURTLIE	24.000	20	32	MURRAY	1:00.062	1:00.078	0.016
21	95	MARSHALL	36.299	87	CLEARY	24.141	21	95	MARSHALL	1:00.171	1:00.173	0.002
22	62	BETRTRIDGE	36.478	32	MURRAY	24.211	22	400	THURTLIE	1:00.869	1:01.162	0.293
23	50	YELDHAM	36.866	62	BETRTRIDGE	24.516	23	62	BETRTRIDGE	1:00.994		
24	400	THURTLIE	36.869	27	DORLING	24.602	24	27	DORLING	1:01.659	1:01.659	0.000
25	27	DORLING	37.057	50	YELDHAM	24.795	25	50	YELDHAM	1:01.661	1:01.661	0.000
26	18	HIGGINS	37.093	41	ROBEY	24.795	26	18	HIGGINS	1:01.913	1:02.018	0.105
27	173	HEANAN	37.647	18	HIGGINS	24.820	27	173	HEANAN	1:02.562	1:02.725	0.163
28	54	SCOTT	38.134	173	HEANAN	24.915	28	41	ROBEY	1:02.967	1:02.967	0.000
29	41	ROBEY	38.172	54	SCOTT	25.158	29	54	SCOTT	1:03.292	1:03.350	0.058
30	4	FRANKLIN	38.778	4	FRANKLIN	25.181	30	4	FRANKLIN	1:03.959	1:04.538	0.579
31	67	JONES	38.954	73	HANNAFORD	25.377	31	67	JONES	1:04.825	1:04.825	0.000
32	73	HANNAFORD	39.521	14	McCARTNEY	25.493	32	73	HANNAFORD	1:04.898	1:04.898	0.000
33	14	McCARTNEY	39.742	67	JONES	25.871	33	14	McCARTNEY	1:05.235	1:05.235	0.000
34	56	HAYES-WOLFF	40.619	56	HAYES-WOLFF	26.154	34	56	HAYES-WOLFF	1:06.773	1:06.896	0.123
35							35	44	GREEN		1:02.019	

BMCRC - MRO Championships 2022 - Rnd 1 @ Brands Hatch Indy

ACU Team Green Junior Cup & Senior 300

RACE 1 - STATISTICS

Competitors Started	35
Planned Start	2022-03-12 @ 11:50:00.000
Actual Start	2022-03-12 @ 11:39:10.103
Finish Time	2022-03-12 @ 11:48:44.575
Track Length	1.2079mi.
Total Laps	329
Total Distance Covered	397.4141mi.

Session Fastest Lap History

NO	CL	NAME	LAP TIME	TIME OF DAY	LAP	VEHICLE
8	S	Phil ATKINSON	57.200	11:41:10.252	2	Kawasaki NINJA 400
777	J	Maximus HARDY	57.037	11:42:07.331	3	Kawasaki NINJA 400
131	J	Dylan MELLOR	56.902	11:42:08.203	3	Kawasaki NINJA 300
8	S	Phil ATKINSON	56.768	11:43:04.289	4	Kawasaki NINJA 400
60	J	Lennon DOCHERTY	56.350	11:43:04.493	4	Kawasaki NINJA 400
777	J	Maximus HARDY	56.104	11:46:51.247	8	Kawasaki NINJA 400
60	J	Lennon DOCHERTY	55.830	11:46:51.364	8	Kawasaki NINJA 400
131	J	Dylan MELLOR	55.636	11:46:51.883	8	Kawasaki NINJA 300

Session Leader History

NO	CL	NAME	FROM LAP	LAPS LED	DISTANCE	VEHICLE
777	J	Maximus HARDY	1	1	1.20 miles	Kawasaki NINJA 400
8	S	Phil ATKINSON	2	1	1.20 miles	Kawasaki NINJA 400
777	J	Maximus HARDY	3	2	2.41 miles	Kawasaki NINJA 400
60	J	Lennon DOCHERTY	5	1	1.20 miles	Kawasaki NINJA 400
777	J	Maximus HARDY	6	3	3.62 miles	Kawasaki NINJA 400
60	J	Lennon DOCHERTY	9	1	1.20 miles	Kawasaki NINJA 400
777	J	Maximus HARDY	10	1	1.20 miles	Kawasaki NINJA 400

Flag History

TYPE	TIME OF DAY
GREEN	11:39:10.103
FINISH	11:48:44.575

Flag Statistics

TYPE	COUNT	TOTAL LAPS	TOTAL TIME
Green	1	10	10:52.583
Red	0	0	0.000
Safety Car	0	0	0.000
FCY	0	0	0.000

BMCRC - MRO Championships 2022 - Rnd 1 @ Brands Hatch Indy

ACU Team Green Junior Cup & Senior 300

RACE 1 - STATISTICS

CLASS : S

14 Starters

Fastest Lap History

NO	NAME	LAP TIME	TIME OF DAY	LAP	VEHICLE
8	Phil ATKINSON	57.200	11:41:10.252	2	Kawasaki NINJA 400
8	Phil ATKINSON	56.768	11:43:04.289	4	Kawasaki NINJA 400
8	Phil ATKINSON	55.964	11:46:51.574	8	Kawasaki NINJA 400

Leader History

NO	NAME	FROM LAP	LAPS LED	DISTANCE	VEHICLE
8	Phil ATKINSON	1	10	12.07 miles	Kawasaki NINJA 400

BMCRC - MRO Championships 2022 - Rnd 1 @ Brands Hatch Indy

ACU Team Green Junior Cup & Senior 300

RACE 1 - STATISTICS

CLASS : J

21 Starters

Fastest Lap History

NO	NAME	LAP TIME	TIME OF DAY	LAP	VEHICLE
777	Maximus HARDY	57.339	11:41:10.277	2	Kawasaki NINJA 400
777	Maximus HARDY	57.037	11:42:07.331	3	Kawasaki NINJA 400
131	Dylan MELLOR	56.902	11:42:08.203	3	Kawasaki NINJA 300
60	Lennon DOCHERTY	56.350	11:43:04.493	4	Kawasaki NINJA 400
777	Maximus HARDY	56.104	11:46:51.247	8	Kawasaki NINJA 400
60	Lennon DOCHERTY	55.830	11:46:51.364	8	Kawasaki NINJA 400
131	Dylan MELLOR	55.636	11:46:51.883	8	Kawasaki NINJA 300

Leader History

NO	NAME	FROM LAP	LAPS LED	DISTANCE	VEHICLE
777	Maximus HARDY	1	4	4.83 miles	Kawasaki NINJA 400
60	Lennon DOCHERTY	5	1	1.20 miles	Kawasaki NINJA 400
777	Maximus HARDY	6	3	3.62 miles	Kawasaki NINJA 400
60	Lennon DOCHERTY	9	1	1.20 miles	Kawasaki NINJA 400
777	Maximus HARDY	10	1	1.20 miles	Kawasaki NINJA 400

BMCRC - MRO Championships 2022 - Rnd 1 @ Brands Hatch Indy



ACU Team Green Junior Cup & Senior 300

RACE 11 - GRID (10 Laps)



ROW 12	36	99	Patrick KLINGE	1:06.896	35	56	Jack HAYES-WOLFF	1:05.235	34	14	Maryann McCARTNEY				
ROW 11				1:04.898	33	73	Jemma HANNAFORD	1:04.825	32	67	Iwan JONES	1:04.538	31	4	Nigel FRANKLIN
ROW 10	30	54	Ben SCOTT	1:03.350	29	41	Stephen ROBEY	1:02.967	28	173	Jason HEANAN	1:02.725			
ROW 9					27	62	Nicholas BETTRIDGE	1:02.019	26	44	Sam GREEN	1:02.018	25	18	George HIGGINS
ROW 8	24	50	Jay YELDHAM	1:01.661	23	27	Felix DORLING	1:01.659	22	400	Stuart THURTLÉ	1:01.162			
ROW 7					21	95	Greg MARSHALL	1:00.173	20	32	Conor MURRAY	1:00.078	19	87	James CLEARY
ROW 6	18	31	Robbie PARK	59.885	17	58	Matthew WOOD	59.810	16	118	Max HALL	59.453			
ROW 5					15	34	Oliver ARBON	59.374	14	311	Nathan-Ellis WARD	59.204	13	48	Kevin SABBARTON
ROW 4	12	125	Ben JOLLIFFE	58.983	11	66	Mark SMITH	58.981	10	19	James O'MARA	58.646			
ROW 3					9	0	Riccardo BILO	58.610	8	97	Ben PLATT	58.435	7	91	Sam HIRST
ROW 2	6	77	Joe WHITE	58.221	5	70	Justin WHITE	58.125	4	777	Maximus HARDY	56.104			
ROW 1					3	8	Phil ATKINSON	55.964	2	60	Lennon DOCHERTY	55.830	1	131	Dylan MELLOR
Pole															

Brands Hatch Indy: 1.2079 miles

These results are provisional until the conclusion of any judicial and technical matters.

Clerk Of Course :	Stewards :	Timekeeper : Craig Smith
-------------------	------------	--------------------------

Results can be found at www.tsl-timing.com

Printed - 11:56 Saturday, 12 March 2022



BMCRC - MRO Championships 2022 - Rnd 1 @ Brands Hatch Indy



ACU Team Green Junior Cup & Senior 300

RACE 11 - CLASSIFICATION

Kawasaki

POS	NO	CL	PIC NAME	ENTRY	LAPS	TIME	GAP	DIFF	MPH	BEST	ON
1	8	S	1 Phil ATKINSON	Kawasaki NINJA 400 - ROSE MOT	10	9:35.403			75.57	55.890	10
2	131	J	1 Dylan MELLOR	Kawasaki NINJA 300 - BDS Motorcycles	10	9:35.633	0.230	0.230	75.54	55.757	10
3	60	J	2 Lennon DOCHERTY	Kawasaki NINJA 400 - Doc Fit Training	10	9:43.546	8.143	7.913	74.52	56.773	6
4	19	J	3 James O'MARA	Kawasaki NINJA 300 - BRP Machining Ltd	10	9:51.491	16.088	7.945	73.51	57.841	3
5	311	J	4 Nathan-Ellis WARD	Kawasaki NINJA 300 - Zipped up racing	10	9:51.593	16.190	0.102	73.50	57.584	5
6	77	J	5 Joe WHITE	Kawasaki NINJA 400 - Just In Graphics /MZ CONTR	10	9:51.982	16.579	0.389	73.45	57.597	9
7	97	J	6 Ben PLATT	Kawasaki NINJA 400 - ADSS Ltd	10	9:54.675	19.272	2.693	73.12	58.419	9
8	125	J	7 Ben JOLLIFFE	Kawasaki NINJA 300 -	10	9:54.781	19.378	0.106	73.11	57.723	4
9	118	J	8 Max HALL	Kawasaki NINJA 300 - Racecraft rider development	10	10:02.001	26.598	7.220	72.23	58.461	9
10	48	S	2 Kevin SABBARTON	Kawasaki NINJA 300 -	10	10:03.624	28.221	1.623	72.04	58.552	10
11	91	J	9 Sam HIRST	Kawasaki NINJA - Valley Racing	10	10:05.759	30.356	2.135	71.78	59.169	3
12	66	S	3 Mark SMITH	Kawasaki NINJA 300 - MHP EXHAUST'S	10	10:05.937	30.534	0.178	71.76	58.621	8
13	95	J	10 Greg MARSHALL	Kawasaki NINJA 300 - Mum & Dad	10	10:06.309	30.906	0.372	71.72	58.430	10
14	32	S	4 Conor MURRAY	Kawasaki NINJA 300 -	10	10:07.130	31.727	0.821	71.62	58.592	10
15	87	J	11 James CLEARY	Kawasaki NINJA 300 - Mum and Dad	10	10:10.295	34.892	3.165	71.25	59.278	5
16	34	J	12 Oliver ARBON	Kawasaki NINJA 400 - TT Plumbing & Heating	10	10:10.394	34.991	0.099	71.24	59.626	8
17	44	J	13 Sam GREEN	Kawasaki NINJA 300 -	10	10:10.433	35.030	0.039	71.23	58.926	9
18	0	S	5 Riccardo BILO	Kawasaki NINJA 300 -	10	10:10.499	35.096	0.066	71.23	58.385	8
19	400	S	6 Stuart THURTL	Kawasaki NINJA 400 - TeamTortoise Racing	10	10:22.062	46.659	11.563	69.90	1:00.325	10
20	31	J	14 Robbie PARK	Kawasaki NINJA -	10	10:22.739	47.336	0.677	69.83	59.716	6
21	27	J	15 Felix DORLING	Kawasaki NINJA 400 - Kernow Controls	10	10:26.228	50.825	3.489	69.44	1:01.021	9
22	173	S	7 Jason HEANAN	Kawasaki NINJA 300 -	10	10:35.573	1:00.170	9.345	68.42	1:01.898	5
23	18	J	16 George HIGGINS	Kawasaki NINJA 400 - Aztec Racing	10	10:37.049	1:01.646	1.476	68.26	1:01.819	9
24	41	S	8 Stephen ROBEY	Kawasaki NINJA 250 - A&L Composites	9	9:43.523	1 Lap	1 Lap	67.07	1:02.752	9
25	54	S	9 Ben SCOTT	Kawasaki NINJA 250 - GI Landscapes VampTech	9	9:50.284	1 Lap	6.761	66.30	1:02.824	9
26	67	J	17 Iwan JONES	Kawasaki NINJA 300 -	9	9:54.727	1 Lap	4.443	65.80	1:02.641	9
27	56	S	10 Jack HAYES-WOLFF	Kawasaki NINJA 300 -	9	9:56.443	1 Lap	1.716	65.61	1:04.374	3
28	14	J	18 Maryann McCARTNEY	Kawasaki NINJA 300 -	9	9:57.716	1 Lap	1.273	65.47	1:03.563	7
29	73	S	11 Jemma HANNAFORD	Kawasaki NINJA 300 -	9	9:57.906	1 Lap	0.190	65.45	1:03.067	8
30	4	S	12 Nigel FRANKLIN	Kawasaki NINJA - Jane Franklin	9	9:57.988	1 Lap	0.082	65.44	1:04.380	7
31	50*	J	19 Jay YELDHAM	Kawasaki NINJA 300 - WKD Installations	9	9:59.737	1 Lap	1.749	65.25	1:02.761	9

NOT CLASSIFIED

DNF	58	J	Matthew WOOD	Kawasaki NINJA 300 -	6	6:10.671	4 Laps	3 Laps	70.39	59.400	5
DNF	70	S	Justin WHITE	Kawasaki NINJA 400 - Just In Graphics	1	1:06.429	9 Laps	5 Laps	65.46		

NOT STARTED

NS	777	J	Maximus HARDY	Kawasaki NINJA 400 - DAD
NS	62	S	Nicholas BETTRIDGE	Kawasaki NINJA - Weald builders

FASTEST LAP

131	J	Dylan MELLOR	Kawasaki NINJA 300 - BDS Motorcycles	10	55.757	77.99 mph	125.51 kph
8	S	Phil ATKINSON	Kawasaki NINJA 400 - ROSE MOT	10	55.890	77.80 mph	125.21 kph

* Bike 50 - 10 second penalty - yellow flag infringement
 Class S - 92.5% of Race Speed = 69.90 mph
 Class J - 92.5% of Race Speed = 69.87 mph

Weather / Track : Cloudy / Dry

These results are provisional until the conclusion of any judicial and technical matters.

Race Distance: 10 Laps / 12.07 miles

Brands Hatch Indy: 1.2079 miles

Date: 12/03/2022 Start: 14:46 Finish: 14:55

Clerk Of Course :	Stewards :	Timekeeper : Craig Smith
-------------------	------------	--------------------------

Results can be found at www.tsl-timing.com

Printed - 15:00 Saturday, 12 March 2022



BMCRC - MRO Championships 2022 - Rnd 1 @ Brands Hatch Indy

ACU Team Green Junior Cup & Senior 300

RACE 11 - LAP CHART

LAP 1 @ 14:47:13.072

NO	BEHIND	LAP TIME
131		1:02.813
8	0.072	1:02.885
97	2.362	1:05.175
19	2.930	1:05.743
77	2.979	1:05.792
60	3.100	1:05.913
311	3.378	1:06.191
70	3.616	1:06.429
0	3.800	1:06.613
34	4.265	1:07.078
125	4.311	1:07.124
48	4.832	1:07.645
91	5.949	1:08.762
66	6.226	1:09.039
118	6.528	1:09.341
32	6.611	1:09.424
95	6.695	1:09.508
87	7.704	1:10.517
58	7.737	1:10.550
400	7.963	1:10.776
44	8.853	1:11.666
31	9.059	1:11.872
27	9.513	1:12.326
18	10.456	1:13.269
173	10.799	1:13.612
41	11.714	1:14.527
50	11.868	1:14.681
56	12.285	1:15.098
67	13.973	1:16.786
54	14.076	1:16.889
4	14.382	1:17.195
14	14.701	1:17.514
73	16.479	1:19.292

LAP 2 @ 14:48:09.967

NO	BEHIND	LAP TIME
131		56.895
8	0.099	56.922
19	5.030	58.995
60	5.080	58.875
97	5.145	59.678
77	5.462	59.378
311	5.801	59.318
125	7.674	1:00.258
34	7.794	1:00.424
48	9.110	1:01.173
118	9.894	1:00.261
91	9.932	1:00.878
66	10.310	1:00.979
32	10.979	1:01.263
95	11.700	1:01.900
58	12.397	1:01.555
87	12.775	1:01.966
400	13.134	1:02.066
44	13.292	1:01.334
31	14.060	1:01.896
27	15.111	1:02.493
18	16.753	1:03.192
173	16.853	1:02.949
41	19.365	1:04.546
0	19.494	1:12.589
50	21.318	1:06.345
56	21.972	1:06.582

LAP 3 @ 14:49:06.792

NO	BEHIND	LAP TIME
54	22.412	1:05.231
4	23.435	1:05.948
67	23.524	1:06.446
14	24.228	1:06.422
73	25.997	1:06.413
8		56.726
131	0.084	56.909
60	5.625	57.370
19	6.046	57.841
97	7.129	58.809
311	7.426	58.450
77	7.669	59.032
125	8.911	58.062
34	11.054	1:00.085
48	11.762	59.477
118	12.181	59.112
91	12.276	59.169
66	12.986	59.501
32	13.721	59.567
95	14.872	59.997
58	15.436	59.864
87	16.029	1:00.079
44	16.893	1:00.426
400	17.669	1:01.360
31	18.672	1:01.437
27	20.365	1:02.079
18	22.478	1:02.550
0	22.524	59.855
173	22.798	1:02.770
41	25.873	1:03.333
50	29.399	1:04.906
56	29.521	1:04.374
54	29.962	1:04.375
67	32.283	1:05.584
4	32.725	1:06.115
14	32.765	1:05.362
73	33.506	1:04.334

LAP 4 @ 14:50:03.538

NO	BEHIND	LAP TIME
131		56.662
8	0.103	56.849
60	6.201	57.322
19	7.174	57.874
97	8.894	58.511
77	9.483	58.560
311	9.507	58.827
125	9.888	57.723
91	14.760	59.230
118	14.860	59.425
48	14.872	59.856
34	15.868	1:01.560
66	15.906	59.666
32	16.354	59.379
95	17.550	59.424
58	18.428	59.738
87	18.646	59.363
44	19.905	59.758
400	22.188	1:01.265
31	22.977	1:01.051
27	25.160	1:01.541
0	25.199	59.421

LAP 5 @ 14:51:00.049

NO	BEHIND	LAP TIME
173	28.246	1:02.194
18	29.500	1:03.768
41	32.601	1:03.474
50	36.982	1:04.329
54	37.413	1:04.197
56	37.895	1:05.120
4	40.519	1:04.540
14	40.904	1:04.885
73	41.476	1:04.716
67	41.568	1:06.031
8		56.408
131	0.096	56.607
60	6.622	56.932
19	8.696	58.033
311	10.580	57.584
97	11.086	58.703
77	11.412	58.440
125	11.560	58.183
91	17.553	59.304
118	17.597	59.248
48	18.815	1:00.454
34	19.814	1:00.457
66	20.094	1:00.699
32	20.120	1:00.277
95	20.264	59.225
58	21.317	59.400
87	21.413	59.278
44	23.265	59.871
400	27.452	1:01.775
0	27.538	58.850
31	27.575	1:01.109
27	29.908	1:01.259
173	33.633	1:01.898
18	35.330	1:02.341
41	39.597	1:03.507
54	45.266	1:04.364
50	45.980	1:05.509
56	46.620	1:05.236
4	48.596	1:04.588
14	49.460	1:05.067
73	50.516	1:05.551
67	50.558	1:05.501

LAP 6 @ 14:51:56.478

NO	BEHIND	LAP TIME
8		56.429
131	0.176	56.509
60	6.966	56.773
19	10.683	58.416
311	11.866	57.715
97	13.288	58.631
77	13.574	58.591
125	13.714	58.583
118	20.144	58.976
91	21.061	59.937
48	21.437	59.051
32	23.423	59.732
66	23.783	1:00.118
34	23.822	1:00.437
95	24.194	1:00.359
58	24.452	59.564
87	25.064	1:00.080

LAP 7 @ 14:52:53.701

NO	BEHIND	LAP TIME
44	26.515	59.679
0	29.939	58.830
31	30.862	59.716
400	31.876	1:00.853
27	34.975	1:01.496
173	39.475	1:02.271
18	40.932	1:02.031
41	46.511	1:03.343
54	52.406	1:03.569
50	52.596	1:03.045
56	55.107	1:04.916
4	56.775	1:04.608
131		57.047
8	0.281	57.504
14	1 Lap	1:04.773
67	1 Lap	1:04.411
73	1 Lap	1:06.184
60	6.916	57.173
19	12.432	58.972
311	12.537	57.894
77	14.484	58.133
97	14.708	58.643
125	14.932	58.441
118	21.846	58.925
91	23.510	59.672
48	23.685	59.471
32	25.812	59.612
66	25.899	59.339
95	26.244	59.273
34	27.010	1:00.411
87	27.769	59.928
44	29.121	59.829
0	31.570	58.854
31	35.865	1:02.226
400	36.030	1:01.377
27	39.352	1:01.600
173	45.027	1:02.775
18	46.193	1:02.484
41	53.999	1:04.711

LAP 8 @ 14:53:52.611

NO	BEHIND	LAP TIME
131		58.910
8	0.147	58.776
50	1 Lap	1:04.389
54	1 Lap	1:04.918
56	1 Lap	1:05.026
4	1 Lap	1:04.380
14	1 Lap	1:03.563
60	5.919	57.913
67	1 Lap	1:03.915
73	1 Lap	1:04.026
19	12.206	58.684
311	12.476	58.849
77	13.729	58.155
97	14.499	58.701
125	14.812	58.790
118	22.375	59.439
48	23.724	58.949
91	24.457	59.857
66	25.610	58.621
32	26.360	59.458

LAP 9 @ 14:54:49.772

NO	BEHIND	LAP TIME
95	26.459	59.125
34	27.726	59.626
87	28.316	59.457
44	29.280	59.069
0	31.045	58.385
400	38.495	1:01.375
31	38.869	1:01.914
27	41.772	1:01.330
173	48.646	1:02.529
18	50.713	1:03.430
8		57.014
131	0.363	57.524
41	1 Lap	1:03.330
60	6.667	57.909
50	1 Lap	1:03.772
54	1 Lap	1:03.917
56	1 Lap	1:05.532
4	1 Lap	1:04.625
67	1 Lap	1:03.412
14	1 Lap	1:05.265
19	13.547	58.502
311	13.739	58.424
73	1 Lap	1:03.067
77	14.165	57.597
97	15.757	58.419
125	16.207	58.556
118	23.675	58.461
48	25.559	58.996
91	26.956	59.660
66	27.094	58.645
95	28.366	59.068
32	29.025	59.826
34	30.560	59.995
87	30.920	59.765
44	31.045	58.926
0	32.567	58.683
400	42.224	1:00.890
31	43.035	1:01.327
27	45.632	1:01.021
173	53.754	1:02.269
18	55.371	1:01.819

LAP 10 @ 14:55:45.662

NO	BEHIND	LAP TIME
8		55.890
131	0.230	55.757
41	1 Lap	1:02.752
60	8.143	57.366
50	1 Lap	1:02.761
54	1 Lap	1:02.824
19	16.088	58.431
311	16.190	58.341
77	16.579	58.304
97	19.272	59.405
67	1 Lap	1:02.641
125	19.378	59.061
56	1 Lap	1:04.559
14	1 Lap	1:04.865
73	1 Lap	1:04.323
4	1 Lap	1:05.989
118	26.598	58.813
48	28.221	58.552

BMCRC - MRO Championships 2022 - Rnd 1 @ Brands Hatch Indy

ACU Team Green Junior Cup & Senior 300

RACE 11 - LAP CHART

91	30.356	59.290
66	30.534	59.330
95	30.906	58.430
32	31.727	58.592
87	34.892	59.862
34	34.991	1:00.321
44	35.030	59.875
0	35.096	58.419
400	46.659	1:00.325
31	47.336	1:00.191
27	50.825	1:01.083
173	1:00.170	1:02.306
18	1:01.646	1:02.165

BMCRC - MRO Championships 2022 - Rnd 1 @ Brands Hatch Indy

ACU Team Green Junior Cup & Senior 300

RACE 11 - SECTOR ANALYSIS



SECTOR 1 = FL to I1, SECTOR 2 = I1 to FL, DIFF = Difference To Personal Best Lap, P = Crossed Finish Line in Pit Lane, D = Time Disallowed

P1		8 S		Phil ATKINSON		Kawasaki NINJA 400 - ROSE MOT	
IDEAL LAP TIME : 55.890		BEST LAP TIME : 55.890		DIFFERENCE : 0.000			
LAP	SECTOR 1	SECTOR 2	LAP TIME	MPH	DIFF	TIME OF DAY	
1 -		23.168	1:02.885	69.15	6.995	14:47:13.144	
2 -	34.129	22.793	56.922	76.39	1.032	14:48:10.066	
3 -	33.921	22.805	56.726	76.65	0.836	14:49:06.792	
4 -	34.165	22.684	56.849	76.49	0.959	14:50:03.641	
5 -	33.705	22.703	56.408 (2)	77.09	0.518	14:51:00.049	
6 -	33.710	22.719	56.429 (3)	77.06	0.539	14:51:56.478	
7 -	34.384	23.120	57.504	75.62	1.614	14:52:53.982	
8 -	35.256	23.520	58.776	73.98	2.886	14:53:52.758	
9 -	33.312	23.702	57.014	76.27	1.124	14:54:49.772	
10 -	33.270	22.620	55.890 (1)	77.80		14:55:45.662	

P2		131 J		Dylan MELLOR		Kawasaki NINJA 300 - BDS Motorcycles	
IDEAL LAP TIME :		BEST LAP TIME : 55.757		DIFFERENCE :			
LAP	SECTOR 1	SECTOR 2	LAP TIME	MPH	DIFF	TIME OF DAY	
1 -			1:02.813	69.23	7.056	14:47:13.072	
2 -			56.895	76.43	1.138	14:48:09.967	
3 -			56.909	76.41	1.152	14:49:06.876	
4 -			56.662	76.74	0.905	14:50:03.538	
5 -			56.607 (3)	76.82	0.850	14:51:00.145	
6 -			56.509 (2)	76.95	0.752	14:51:56.654	
7 -			57.047	76.22	1.290	14:52:53.701	
8 -			58.910	73.81	3.153	14:53:52.611	
9 -			57.524	75.59	1.767	14:54:50.135	
10 -			55.757 (1)	77.99		14:55:45.892	

P3		60 J		Lennon DOCHERTY		Kawasaki NINJA 400 - Doc Fit Training	
IDEAL LAP TIME : 56.773		BEST LAP TIME : 56.773		DIFFERENCE : 0.000			
LAP	SECTOR 1	SECTOR 2	LAP TIME	MPH	DIFF	TIME OF DAY	
1 -		23.736	1:05.913	65.97	9.140	14:47:16.172	
2 -	35.387	23.488	58.875	73.86	2.102	14:48:15.047	
3 -	34.282	23.088	57.370	75.79	0.597	14:49:12.417	
4 -	34.267	23.055	57.322	75.86	0.549	14:50:09.739	
5 -	33.924	23.008	56.932 (2)	76.38	0.159	14:51:06.671	
6 -	33.843	22.930	56.773 (1)	76.59		14:52:03.444	
7 -	34.125	23.048	57.173 (3)	76.06	0.400	14:53:00.617	
8 -	34.868	23.045	57.913	75.08	1.140	14:53:58.530	
9 -	34.784	23.125	57.909	75.09	1.136	14:54:56.439	
10 -	34.331	23.035	57.366	75.80	0.593	14:55:53.805	

P4		19 J		James O'MARA		Kawasaki NINJA 300 - BRP Machining Ltd	
IDEAL LAP TIME : 57.212		BEST LAP TIME : 57.841		DIFFERENCE : 0.629			
LAP	SECTOR 1	SECTOR 2	LAP TIME	MPH	DIFF	TIME OF DAY	
1 -		23.770	1:05.743	66.14	7.902	14:47:16.002	
2 -	35.381	23.614	58.995	73.71	1.154	14:48:14.997	
3 -	34.631	23.210	57.841 (1)	75.18		14:49:12.838	
4 -	34.359	23.515	57.874 (2)	75.13	0.033	14:50:10.712	
5 -	34.600	23.433	58.033 (3)	74.93	0.192	14:51:08.745	
6 -	34.755	23.661	58.416	74.44	0.575	14:52:07.161	
7 -	35.104	23.868	58.972	73.74	1.131	14:53:06.133	
8 -	35.193	23.491	58.684	74.10	0.843	14:54:04.817	
9 -	35.328	23.174	58.502	74.33	0.661	14:55:03.319	
10 -	35.578	22.853	58.431	74.42	0.590	14:56:01.750	

BMCRC - MRO Championships 2022 - Rnd 1 @ Brands Hatch Indy

ACU Team Green Junior Cup & Senior 300

RACE 11 - SECTOR ANALYSIS



SECTOR 1 = FL to I1, SECTOR 2 = I1 to FL, DIFF = Difference To Personal Best Lap, P = Crossed Finish Line in Pit Lane, D = Time Disallowed

P5 311 J		Nathan-Ellis WARD		Kawasaki NINJA 300 - Zipped up racing			
IDEAL LAP TIME : 57.486		BEST LAP TIME : 57.584		DIFFERENCE : 0.098			
LAP	SECTOR 1	SECTOR 2	LAP TIME	MPH	DIFF	TIME OF DAY	
1 -		23.894	1:06.191	65.69	8.607	14:47:16.450	
2 -	36.261	23.057	59.318	73.31	1.734	14:48:15.768	
3 -	35.066	23.384	58.450	74.39	0.866	14:49:14.218	
4 -	35.124	23.703	58.827	73.92	1.243	14:50:13.045	
5 -	34.429	23.155	57.584 (1)	75.51		14:51:10.629	
6 -	34.525	23.190	57.715 (2)	75.34	0.131	14:52:08.344	
7 -	34.437	23.457	57.894 (3)	75.11	0.310	14:53:06.238	
8 -	35.315	23.534	58.849	73.89	1.265	14:54:05.087	
9 -	34.761	23.663	58.424	74.43	0.840	14:55:03.511	
10 -	35.126	23.215	58.341	74.53	0.757	14:56:01.852	

P6 77 J		Joe WHITE		Kawasaki NINJA 400 - Just In Graphics /MZ CONTRACTS/ Silve			
IDEAL LAP TIME : 57.260		BEST LAP TIME : 57.597		DIFFERENCE : 0.337			
LAP	SECTOR 1	SECTOR 2	LAP TIME	MPH	DIFF	TIME OF DAY	
1 -		23.990	1:05.792	66.09	8.195	14:47:16.051	
2 -	35.671	23.707	59.378	73.23	1.781	14:48:15.429	
3 -	35.579	23.453	59.032	73.66	1.435	14:49:14.461	
4 -	34.874	23.686	58.560	74.25	0.963	14:50:13.021	
5 -	35.047	23.393	58.440	74.41	0.843	14:51:11.461	
6 -	35.053	23.538	58.591	74.21	0.994	14:52:10.052	
7 -	34.840	23.293	58.133 (2)	74.80	0.536	14:53:08.185	
8 -	34.882	23.273	58.155 (3)	74.77	0.558	14:54:06.340	
9 -	34.393	23.204	57.597 (1)	75.50		14:55:03.937	
10 -	35.437	22.867	58.304	74.58	0.707	14:56:02.241	

P7 97 J		Ben PLATT		Kawasaki NINJA 400 - ADSS Ltd			
IDEAL LAP TIME : 58.346		BEST LAP TIME : 58.419		DIFFERENCE : 0.073			
LAP	SECTOR 1	SECTOR 2	LAP TIME	MPH	DIFF	TIME OF DAY	
1 -		23.652	1:05.175	66.72	6.756	14:47:15.434	
2 -	35.675	24.003	59.678	72.86	1.259	14:48:15.112	
3 -	35.435	23.374	58.809	73.94	0.390	14:49:13.921	
4 -	35.104	23.407	58.511 (2)	74.32	0.092	14:50:12.432	
5 -	35.409	23.294	58.703	74.07	0.284	14:51:11.135	
6 -	35.229	23.402	58.631 (3)	74.16	0.212	14:52:09.766	
7 -	35.353	23.290	58.643	74.15	0.224	14:53:08.409	
8 -	35.433	23.268	58.701	74.08	0.282	14:54:07.110	
9 -	35.106	23.313	58.419 (1)	74.43		14:55:05.529	
10 -	36.163	23.242	59.405	73.20	0.986	14:56:04.934	

P8 125 J		Ben JOLLIFFE		Kawasaki NINJA 300 -			
IDEAL LAP TIME : 57.723		BEST LAP TIME : 57.723		DIFFERENCE : 0.000			
LAP	SECTOR 1	SECTOR 2	LAP TIME	MPH	DIFF	TIME OF DAY	
1 -		24.145	1:07.124	64.78	9.401	14:47:17.383	
2 -	36.468	23.790	1:00.258	72.16	2.535	14:48:17.641	
3 -	34.756	23.306	58.062 (2)	74.89	0.339	14:49:15.703	
4 -	34.664	23.059	57.723 (1)	75.33		14:50:13.426	
5 -	35.038	23.145	58.183 (3)	74.74	0.460	14:51:11.609	
6 -	35.131	23.452	58.583	74.22	0.860	14:52:10.192	
7 -	35.247	23.194	58.441	74.41	0.718	14:53:08.633	
8 -	35.488	23.302	58.790	73.96	1.067	14:54:07.423	
9 -	34.999	23.557	58.556	74.26	0.833	14:55:05.979	
10 -	35.930	23.131	59.061	73.62	1.338	14:56:05.040	

BMCRC - MRO Championships 2022 - Rnd 1 @ Brands Hatch Indy

ACU Team Green Junior Cup & Senior 300

RACE 11 - SECTOR ANALYSIS



SECTOR 1 = FL to I1, SECTOR 2 = I1 to FL, DIFF = Difference To Personal Best Lap, P = Crossed Finish Line in Pit Lane, D = Time Disallowed

P9 118 J Max HALL		Kawasaki NINJA 300 - Racecraft rider development				
IDEAL LAP TIME : 58.461		BEST LAP TIME : 58.461		DIFFERENCE : 0.000		
LAP	SECTOR 1	SECTOR 2	LAP TIME	MPH	DIFF	TIME OF DAY
1 -		24.811	1:09.341	62.71	10.880	14:47:19.600
2 -	36.349	23.912	1:00.261	72.16	1.800	14:48:19.861
3 -	35.613	23.499	59.112	73.56	0.651	14:49:18.973
4 -	35.668	23.757	59.425	73.17	0.964	14:50:18.398
5 -	35.317	23.931	59.248	73.39	0.787	14:51:17.646
6 -	35.518	23.458	58.976	73.73	0.515	14:52:16.622
7 -	35.207	23.718	58.925 (3)	73.79	0.464	14:53:15.547
8 -	35.665	23.774	59.439	73.16	0.978	14:54:14.986
9 -	35.089	23.372	58.461 (1)	74.38		14:55:13.447
10 -	35.146	23.667	58.813 (2)	73.93	0.352	14:56:12.260

P10 48 S Kevin SABBARTON		Kawasaki NINJA 300 -				
IDEAL LAP TIME : 58.552		BEST LAP TIME : 58.552		DIFFERENCE : 0.000		
LAP	SECTOR 1	SECTOR 2	LAP TIME	MPH	DIFF	TIME OF DAY
1 -		24.052	1:07.645	64.28	9.093	14:47:17.904
2 -	36.908	24.265	1:01.173	71.08	2.621	14:48:19.077
3 -	35.580	23.897	59.477	73.11	0.925	14:49:18.554
4 -	35.704	24.152	59.856	72.65	1.304	14:50:18.410
5 -	36.453	24.001	1:00.454	71.93	1.902	14:51:18.864
6 -	35.167	23.884	59.051	73.64	0.499	14:52:17.915
7 -	35.286	24.185	59.471	73.12	0.919	14:53:17.386
8 -	35.375	23.574	58.949 (2)	73.76	0.397	14:54:16.335
9 -	35.310	23.686	58.996 (3)	73.71	0.444	14:55:15.331
10 -	35.020	23.532	58.552 (1)	74.26		14:56:13.883

P11 91 J Sam HIRST		Kawasaki NINJA - Valley Racing				
IDEAL LAP TIME : 58.883		BEST LAP TIME : 59.169		DIFFERENCE : 0.286		
LAP	SECTOR 1	SECTOR 2	LAP TIME	MPH	DIFF	TIME OF DAY
1 -		24.596	1:08.762	63.24	9.593	14:47:19.021
2 -	36.503	24.375	1:00.878	71.43	1.709	14:48:19.899
3 -	35.374	23.795	59.169 (1)	73.49		14:49:19.068
4 -	35.395	23.835	59.230 (2)	73.41	0.061	14:50:18.298
5 -	35.185	24.119	59.304	73.32	0.135	14:51:17.602
6 -	35.553	24.384	59.937	72.55	0.768	14:52:17.539
7 -	35.560	24.112	59.672	72.87	0.503	14:53:17.211
8 -	35.996	23.861	59.857	72.64	0.688	14:54:17.068
9 -	35.570	24.090	59.660	72.88	0.491	14:55:16.728
10 -	35.592	23.698	59.290 (3)	73.34	0.121	14:56:16.018

P12 66 S Mark SMITH		Kawasaki NINJA 300 - MHP EXHAUST'S				
IDEAL LAP TIME : 58.581		BEST LAP TIME : 58.621		DIFFERENCE : 0.040		
LAP	SECTOR 1	SECTOR 2	LAP TIME	MPH	DIFF	TIME OF DAY
1 -		24.921	1:09.039	62.98	10.418	14:47:19.298
2 -	36.460	24.519	1:00.979	71.31	2.358	14:48:20.277
3 -	35.651	23.850	59.501	73.08	0.880	14:49:19.778
4 -	35.368	24.298	59.666	72.88	1.045	14:50:19.444
5 -	36.521	24.178	1:00.699	71.64	2.078	14:51:20.143
6 -	36.201	23.917	1:00.118	72.33	1.497	14:52:20.261
7 -	35.824	23.515	59.339	73.28	0.718	14:53:19.600
8 -	35.163	23.458	58.621 (1)	74.18		14:54:18.221
9 -	35.123	23.522	58.645 (2)	74.15	0.024	14:55:16.866
10 -	35.748	23.582	59.330 (3)	73.29	0.709	14:56:16.196

BMCRC - MRO Championships 2022 - Rnd 1 @ Brands Hatch Indy

ACU Team Green Junior Cup & Senior 300

RACE 11 - SECTOR ANALYSIS



SECTOR 1 = FL to I1, SECTOR 2 = I1 to FL, DIFF = Difference To Personal Best Lap, P = Crossed Finish Line in Pit Lane, D = Time Disallowed

P13 95 J		Greg MARSHALL		Kawasaki NINJA 300 - Mum & Dad		
IDEAL LAP TIME : 58.430		BEST LAP TIME : 58.430		DIFFERENCE : 0.000		
LAP	SECTOR 1	SECTOR 2	LAP TIME	MPH	DIFF	TIME OF DAY
1 -		24.605	1:09.508	62.56	11.078	14:47:19.767
2 -	37.663	24.237	1:01.900	70.25	3.470	14:48:21.667
3 -	36.113	23.884	59.997	72.48	1.567	14:49:21.664
4 -	35.799	23.625	59.424	73.17	0.994	14:50:21.088
5 -	35.733	23.492	59.225	73.42	0.795	14:51:20.313
6 -	36.564	23.795	1:00.359	72.04	1.929	14:52:20.672
7 -	35.787	23.486	59.273	73.36	0.843	14:53:19.945
8 -	35.528	23.597	59.125 (3)	73.54	0.695	14:54:19.070
9 -	35.596	23.472	59.068 (2)	73.62	0.638	14:55:18.138
10 -	35.172	23.258	58.430 (1)	74.42		14:56:16.568

P14 32 S		Conor MURRAY		Kawasaki NINJA 300 -		
IDEAL LAP TIME : 58.520		BEST LAP TIME : 58.592		DIFFERENCE : 0.072		
LAP	SECTOR 1	SECTOR 2	LAP TIME	MPH	DIFF	TIME OF DAY
1 -		24.931	1:09.424	62.63	10.832	14:47:19.683
2 -	36.956	24.307	1:01.263	70.98	2.671	14:48:20.946
3 -	35.769	23.798	59.567	73.00	0.975	14:49:20.513
4 -	35.510	23.869	59.379 (2)	73.23	0.787	14:50:19.892
5 -	36.302	23.975	1:00.277	72.14	1.685	14:51:20.169
6 -	35.555	24.177	59.732	72.80	1.140	14:52:19.901
7 -	35.569	24.043	59.612	72.94	1.020	14:53:19.513
8 -	35.509	23.949	59.458 (3)	73.13	0.866	14:54:18.971
9 -	36.170	23.656	59.826	72.68	1.234	14:55:18.797
10 -	34.864	23.728	58.592 (1)	74.21		14:56:17.389

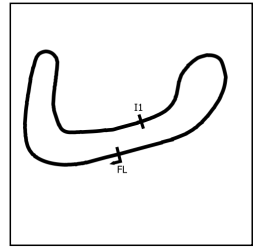
P15 87 J		James CLEARY		Kawasaki NINJA 300 - Mum and Dad		
IDEAL LAP TIME : 59.161		BEST LAP TIME : 59.278		DIFFERENCE : 0.117		
LAP	SECTOR 1	SECTOR 2	LAP TIME	MPH	DIFF	TIME OF DAY
1 -		25.156	1:10.517	61.66	11.239	14:47:20.776
2 -	37.309	24.657	1:01.966	70.17	2.688	14:48:22.742
3 -	36.093	23.986	1:00.079	72.38	0.801	14:49:22.821
4 -	35.465	23.898	59.363 (2)	73.25	0.085	14:50:22.184
5 -	35.489	23.789	59.278 (1)	73.35		14:51:21.462
6 -	35.689	24.391	1:00.080	72.38	0.802	14:52:21.542
7 -	35.917	24.011	59.928	72.56	0.650	14:53:21.470
8 -	35.761	23.696	59.457 (3)	73.13	0.179	14:54:20.927
9 -	35.637	24.128	59.765	72.76	0.487	14:55:20.692
10 -	35.808	24.054	59.862	72.64	0.584	14:56:20.554

P16 34 J		Oliver ARBON		Kawasaki NINJA 400 - TT Plumbing & Heating		
IDEAL LAP TIME : 59.626		BEST LAP TIME : 59.626		DIFFERENCE : 0.000		
LAP	SECTOR 1	SECTOR 2	LAP TIME	MPH	DIFF	TIME OF DAY
1 -		24.132	1:07.078	64.82	7.452	14:47:17.337
2 -	36.325	24.099	1:00.424	71.96	0.798	14:48:17.761
3 -	36.018	24.067	1:00.085 (3)	72.37	0.459	14:49:17.846
4 -	36.889	24.671	1:01.560	70.64	1.934	14:50:19.406
5 -	36.272	24.185	1:00.457	71.92	0.831	14:51:19.863
6 -	36.009	24.428	1:00.437	71.95	0.811	14:52:20.300
7 -	36.516	23.895	1:00.411	71.98	0.785	14:53:20.711
8 -	35.745	23.881	59.626 (1)	72.93		14:54:20.337
9 -	35.909	24.086	59.995 (2)	72.48	0.369	14:55:20.332
10 -	36.210	24.111	1:00.321	72.09	0.695	14:56:20.653

BMCRC - MRO Championships 2022 - Rnd 1 @ Brands Hatch Indy

ACU Team Green Junior Cup & Senior 300

RACE 11 - SECTOR ANALYSIS



SECTOR 1 = FL to I1, SECTOR 2 = I1 to FL, DIFF = Difference To Personal Best Lap, P = Crossed Finish Line in Pit Lane, D = Time Disallowed

P17 44 J		Sam GREEN		Kawasaki NINJA 300 -			
IDEAL LAP TIME : 58.651		BEST LAP TIME : 58.926		DIFFERENCE : 0.275			
LAP	SECTOR 1	SECTOR 2	LAP TIME	MPH	DIFF	TIME OF DAY	
1 -		25.349	1:11.666	60.67	12.740	14:47:21.925	
2 -	36.951	24.383	1:01.334	70.90	2.408	14:48:23.259	
3 -	36.512	23.914	1:00.426	71.96	1.500	14:49:23.685	
4 -	36.119	23.639	59.758	72.77	0.832	14:50:23.443	
5 -	35.910	23.961	59.871	72.63	0.945	14:51:23.314	
6 -	35.655	24.024	59.679 (3)	72.86	0.753	14:52:22.993	
7 -	35.974	23.855	59.829	72.68	0.903	14:53:22.822	
8 -	35.388	23.681	59.069 (2)	73.61	0.143	14:54:21.891	
9 -	35.663	23.263	58.926 (1)	73.79		14:55:20.817	
10 -	36.017	23.858	59.875	72.62	0.949	14:56:20.692	

P18 0 S		Riccardo BILO		Kawasaki NINJA 300 -			
IDEAL LAP TIME : 58.211		BEST LAP TIME : 58.385		DIFFERENCE : 0.174			
LAP	SECTOR 1	SECTOR 2	LAP TIME	MPH	DIFF	TIME OF DAY	
1 -		23.895	1:06.613	65.28	8.228	14:47:16.872	
2 -	47.736	24.853	1:12.589	59.90	14.204	14:48:29.461	
3 -	35.896	23.959	59.855	72.65	1.470	14:49:29.316	
4 -	35.094	24.327	59.421	73.18	1.036	14:50:28.737	
5 -	35.027	23.823	58.850	73.89	0.465	14:51:27.587	
6 -	35.234	23.596	58.830	73.91	0.445	14:52:26.417	
7 -	35.284	23.570	58.854	73.88	0.469	14:53:25.271	
8 -	34.999	23.386	58.385 (1)	74.48		14:54:23.656	
9 -	35.465	23.218	58.683 (3)	74.10	0.298	14:55:22.339	
10 -	34.993	23.426	58.419 (2)	74.43	0.034	14:56:20.758	

P19 400 S		Stuart THURTLÉ		Kawasaki NINJA 400 - TeamTortoise Racing			
IDEAL LAP TIME : 1:00.290		BEST LAP TIME : 1:00.325		DIFFERENCE : 0.035			
LAP	SECTOR 1	SECTOR 2	LAP TIME	MPH	DIFF	TIME OF DAY	
1 -		25.158	1:10.776	61.44	10.451	14:47:21.035	
2 -	37.250	24.816	1:02.066	70.06	1.741	14:48:23.101	
3 -	36.968	24.392	1:01.360	70.87	1.035	14:49:24.461	
4 -	36.549	24.716	1:01.265	70.98	0.940	14:50:25.726	
5 -	37.492	24.283	1:01.775	70.39	1.450	14:51:27.501	
6 -	36.772	24.081	1:00.853 (2)	71.46	0.528	14:52:28.354	
7 -	36.877	24.500	1:01.377	70.85	1.052	14:53:29.731	
8 -	37.429	23.946	1:01.375	70.85	1.050	14:54:31.106	
9 -	36.584	24.306	1:00.890 (3)	71.41	0.565	14:55:31.996	
10 -	36.344	23.981	1:00.325 (1)	72.08		14:56:32.321	

P20 31 J		Robbie PARK		Kawasaki NINJA -			
IDEAL LAP TIME : 59.716		BEST LAP TIME : 59.716		DIFFERENCE : 0.000			
LAP	SECTOR 1	SECTOR 2	LAP TIME	MPH	DIFF	TIME OF DAY	
1 -		25.057	1:11.872	60.50	12.156	14:47:22.131	
2 -	37.703	24.193	1:01.896	70.25	2.180	14:48:24.027	
3 -	37.338	24.099	1:01.437	70.78	1.721	14:49:25.464	
4 -	36.419	24.632	1:01.051 (3)	71.22	1.335	14:50:26.515	
5 -	36.704	24.405	1:01.109	71.16	1.393	14:51:27.624	
6 -	35.980	23.736	59.716 (1)	72.82		14:52:27.340	
7 -	37.614	24.612	1:02.226	69.88	2.510	14:53:29.566	
8 -	37.720	24.194	1:01.914	70.23	2.198	14:54:31.480	
9 -	37.284	24.043	1:01.327	70.90	1.611	14:55:32.807	
10 -	36.379	23.812	1:00.191 (2)	72.24	0.475	14:56:32.998	

BMCRC - MRO Championships 2022 - Rnd 1 @ Brands Hatch Indy

ACU Team Green Junior Cup & Senior 300

RACE 11 - SECTOR ANALYSIS



SECTOR 1 = FL to I1, SECTOR 2 = I1 to FL, DIFF = Difference To Personal Best Lap, P = Crossed Finish Line in Pit Lane, D = Time Disallowed

P21 27 J		Felix DORLING		Kawasaki NINJA 400 - Kernow Controls			
IDEAL LAP TIME : 1:00.902		BEST LAP TIME : 1:01.021		DIFFERENCE : 0.119			
LAP	SECTOR 1	SECTOR 2	LAP TIME	MPH	DIFF	TIME OF DAY	
1 -		25.086	1:12.326	60.12	11.305	14:47:22.585	
2 -	37.548	24.945	1:02.493	69.58	1.472	14:48:25.078	
3 -	37.530	24.549	1:02.079	70.04	1.058	14:49:27.157	
4 -	37.044	24.497	1:01.541	70.66	0.520	14:50:28.698	
5 -	36.623	24.636	1:01.259 (3)	70.98	0.238	14:51:29.957	
6 -	36.946	24.550	1:01.496	70.71	0.475	14:52:31.453	
7 -	37.039	24.561	1:01.600	70.59	0.579	14:53:33.053	
8 -	36.887	24.443	1:01.330	70.90	0.309	14:54:34.383	
9 -	36.742	24.279	1:01.021 (1)	71.26		14:55:35.404	
10 -	36.686	24.397	1:01.083 (2)	71.19	0.062	14:56:36.487	

P22 173 S		Jason HEANAN		Kawasaki NINJA 300 -			
IDEAL LAP TIME : 1:01.898		BEST LAP TIME : 1:01.898		DIFFERENCE : 0.000			
LAP	SECTOR 1	SECTOR 2	LAP TIME	MPH	DIFF	TIME OF DAY	
1 -		25.442	1:13.612	59.07	11.714	14:47:23.871	
2 -	37.673	25.276	1:02.949	69.08	1.051	14:48:26.820	
3 -	37.727	25.043	1:02.770	69.27	0.872	14:49:29.590	
4 -	37.229	24.965	1:02.194 (2)	69.91	0.296	14:50:31.784	
5 -	37.102	24.796	1:01.898 (1)	70.25		14:51:33.682	
6 -	37.109	25.162	1:02.271	69.83	0.373	14:52:35.953	
7 -	37.682	25.093	1:02.775	69.27	0.877	14:53:38.728	
8 -	37.586	24.943	1:02.529	69.54	0.631	14:54:41.257	
9 -	37.300	24.969	1:02.269 (3)	69.83	0.371	14:55:43.526	
10 -	37.449	24.857	1:02.306	69.79	0.408	14:56:45.832	

P23 18 J		George HIGGINS		Kawasaki NINJA 400 - Aztec Racing			
IDEAL LAP TIME : 1:01.687		BEST LAP TIME : 1:01.819		DIFFERENCE : 0.132			
LAP	SECTOR 1	SECTOR 2	LAP TIME	MPH	DIFF	TIME OF DAY	
1 -		25.774	1:13.269	59.35	11.450	14:47:23.528	
2 -	37.651	25.541	1:03.192	68.81	1.373	14:48:26.720	
3 -	37.649	24.901	1:02.550	69.52	0.731	14:49:29.270	
4 -	38.762	25.006	1:03.768	68.19	1.949	14:50:33.038	
5 -	37.400	24.941	1:02.341	69.75	0.522	14:51:35.379	
6 -	37.059	24.972	1:02.031 (2)	70.10	0.212	14:52:37.410	
7 -	37.720	24.764	1:02.484	69.59	0.665	14:53:39.894	
8 -	38.408	25.022	1:03.430	68.55	1.611	14:54:43.324	
9 -	37.191	24.628	1:01.819 (1)	70.34		14:55:45.143	
10 -	37.081	25.084	1:02.165 (3)	69.95	0.346	14:56:47.308	

P24 41 S		Stephen ROBEY		Kawasaki NINJA 250 - A&L Composites			
IDEAL LAP TIME : 1:02.752		BEST LAP TIME : 1:02.752		DIFFERENCE : 0.000			
LAP	SECTOR 1	SECTOR 2	LAP TIME	MPH	DIFF	TIME OF DAY	
1 -		25.945	1:14.527	58.34	11.775	14:47:24.786	
2 -	39.366	25.180	1:04.546	67.37	1.794	14:48:29.332	
3 -	38.184	25.149	1:03.333 (3)	68.66	0.581	14:49:32.665	
4 -	38.536	24.938	1:03.474	68.51	0.722	14:50:36.139	
5 -	38.164	25.343	1:03.507	68.47	0.755	14:51:39.646	
6 -	38.029	25.314	1:03.343	68.65	0.591	14:52:42.989	
7 -	39.258	25.453	1:04.711	67.20	1.959	14:53:47.700	
8 -	38.383	24.947	1:03.330 (2)	68.66	0.578	14:54:51.030	
9 -	37.861	24.891	1:02.752 (1)	69.29		14:55:53.782	

BMCRC - MRO Championships 2022 - Rnd 1 @ Brands Hatch Indy

ACU Team Green Junior Cup & Senior 300

RACE 11 - SECTOR ANALYSIS



SECTOR 1 = FL to I1, SECTOR 2 = I1 to FL, DIFF = Difference To Personal Best Lap, P = Crossed Finish Line in Pit Lane, D = Time Disallowed

P25		54 S		Ben SCOTT		Kawasaki NINJA 250 - GI Landscapes VampTech	
IDEAL LAP TIME : 1:02.824		BEST LAP TIME : 1:02.824		DIFFERENCE : 0.000			
LAP	SECTOR 1	SECTOR 2	LAP TIME	MPH	DIFF	TIME OF DAY	
1 -		26.742	1:16.889	56.55	14.065	14:47:27.148	
2 -	39.459	25.772	1:05.231	66.66	2.407	14:48:32.379	
3 -	38.687	25.688	1:04.375	67.55	1.551	14:49:36.754	
4 -	38.423	25.774	1:04.197	67.73	1.373	14:50:40.951	
5 -	38.976	25.388	1:04.364	67.56	1.540	14:51:45.315	
6 -	38.228	25.341	1:03.569 (2)	68.40	0.745	14:52:48.884	
7 -	39.618	25.300	1:04.918	66.98	2.094	14:53:53.802	
8 -	38.258	25.659	1:03.917 (3)	68.03	1.093	14:54:57.719	
9 -	37.775	25.049	1:02.824 (1)	69.21		14:56:00.543	

P26		67 J		Iwan JONES		Kawasaki NINJA 300 -	
IDEAL LAP TIME : 1:02.641		BEST LAP TIME : 1:02.641		DIFFERENCE : 0.000			
LAP	SECTOR 1	SECTOR 2	LAP TIME	MPH	DIFF	TIME OF DAY	
1 -		26.699	1:16.786	56.63	14.145	14:47:27.045	
2 -	40.151	26.295	1:06.446	65.44	3.805	14:48:33.491	
3 -	39.607	25.977	1:05.584	66.30	2.943	14:49:39.075	
4 -	39.859	26.172	1:06.031	65.85	3.390	14:50:45.106	
5 -	39.475	26.026	1:05.501	66.38	2.860	14:51:50.607	
6 -	38.896	25.515	1:04.411	67.51	1.770	14:52:55.018	
7 -	38.519	25.396	1:03.915 (3)	68.03	1.274	14:53:58.933	
8 -	37.937	25.475	1:03.412 (2)	68.57	0.771	14:55:02.345	
9 -	37.586	25.055	1:02.641 (1)	69.42		14:56:04.986	

P27		56 S		Jack HAYES-WOLFF		Kawasaki NINJA 300 -	
IDEAL LAP TIME : 1:04.319		BEST LAP TIME : 1:04.374		DIFFERENCE : 0.055			
LAP	SECTOR 1	SECTOR 2	LAP TIME	MPH	DIFF	TIME OF DAY	
1 -		26.366	1:15.098	57.90	10.724	14:47:25.357	
2 -	41.058	25.524	1:06.582	65.31	2.208	14:48:31.939	
3 -	38.882	25.492	1:04.374 (1)	67.55		14:49:36.313	
4 -	38.900	26.220	1:05.120	66.77	0.746	14:50:41.433	
5 -	39.626	25.610	1:05.236	66.65	0.862	14:51:46.669	
6 -	38.946	25.970	1:04.916 (3)	66.98	0.542	14:52:51.585	
7 -	39.355	25.671	1:05.026	66.87	0.652	14:53:56.611	
8 -	39.684	25.848	1:05.532	66.35	1.158	14:55:02.143	
9 -	39.122	25.437	1:04.559 (2)	67.35	0.185	14:56:06.702	

P28		14 J		Maryann McCARTNEY		Kawasaki NINJA 300 -	
IDEAL LAP TIME : 1:03.563		BEST LAP TIME : 1:03.563		DIFFERENCE : 0.000			
LAP	SECTOR 1	SECTOR 2	LAP TIME	MPH	DIFF	TIME OF DAY	
1 -		26.544	1:17.514	56.10	13.951	14:47:27.773	
2 -	40.315	26.107	1:06.422	65.46	2.859	14:48:34.195	
3 -	39.545	25.817	1:05.362	66.53	1.799	14:49:39.557	
4 -	39.222	25.663	1:04.885	67.02	1.322	14:50:44.442	
5 -	38.874	26.193	1:05.067	66.83	1.504	14:51:49.509	
6 -	39.240	25.533	1:04.773 (2)	67.13	1.210	14:52:54.282	
7 -	38.279	25.284	1:03.563 (1)	68.41		14:53:57.845	
8 -	39.075	26.190	1:05.265	66.62	1.702	14:55:03.110	
9 -	39.251	25.614	1:04.865 (3)	67.04	1.302	14:56:07.975	

BMCRC - MRO Championships 2022 - Rnd 1 @ Brands Hatch Indy

ACU Team Green Junior Cup & Senior 300

RACE 11 - SECTOR ANALYSIS



SECTOR 1 = FL to I1, SECTOR 2 = I1 to FL, DIFF = Difference To Personal Best Lap, P = Crossed Finish Line in Pit Lane, D = Time Disallowed

P29 73 S		Jemma HANNAFORD		Kawasaki NINJA 300 -		
IDEAL LAP TIME : 1:03.067		BEST LAP TIME : 1:03.067		DIFFERENCE : 0.000		
LAP	SECTOR 1	SECTOR 2	LAP TIME	MPH	DIFF	TIME OF DAY
1 -		26.770	1:19.292	54.84	16.225	14:47:29.551
2 -	40.387	26.026	1:06.413	65.47	3.346	14:48:35.964
3 -	39.041	25.293	1:04.334	67.59	1.267	14:49:40.298
4 -	39.524	25.192	1:04.716	67.19	1.649	14:50:45.014
5 -	39.583	25.968	1:05.551	66.33	2.484	14:51:50.565
6 -	40.926	25.258	1:06.184	65.70	3.117	14:52:56.749
7 -	38.995	25.031	1:04.026 (2)	67.91	0.959	14:54:00.775
8 -	38.186	24.881	1:03.067 (1)	68.95		14:55:03.842
9 -	38.734	25.589	1:04.323 (3)	67.60	1.256	14:56:08.165

P30 4 S		Nigel FRANKLIN		Kawasaki NINJA - Jane Franklin		
IDEAL LAP TIME : 1:04.099		BEST LAP TIME : 1:04.380		DIFFERENCE : 0.281		
LAP	SECTOR 1	SECTOR 2	LAP TIME	MPH	DIFF	TIME OF DAY
1 -		26.835	1:17.195	56.33	12.815	14:47:27.454
2 -	39.830	26.118	1:05.948	65.93	1.568	14:48:33.402
3 -	40.324	25.791	1:06.115	65.77	1.735	14:49:39.517
4 -	39.028	25.512	1:04.540 (2)	67.37	0.160	14:50:44.057
5 -	38.984	25.604	1:04.588 (3)	67.32	0.208	14:51:48.645
6 -	38.941	25.667	1:04.608	67.30	0.228	14:52:53.253
7 -	38.996	25.384	1:04.380 (1)	67.54		14:53:57.633
8 -	38.715	25.910	1:04.625	67.28	0.245	14:55:02.258
9 -	39.708	26.281	1:05.989	65.89	1.609	14:56:08.247

P31 50 J		Jay YELDHAM		Kawasaki NINJA 300 - WKD Installations		
IDEAL LAP TIME : 1:02.715		BEST LAP TIME : 1:02.761		DIFFERENCE : 0.046		
LAP	SECTOR 1	SECTOR 2	LAP TIME	MPH	DIFF	TIME OF DAY
1 -		26.243	1:14.681	58.22	11.920	14:47:24.940
2 -	40.534	25.811	1:06.345	65.54	3.584	14:48:31.285
3 -	39.195	25.711	1:04.906	66.99	2.145	14:49:36.191
4 -	38.755	25.574	1:04.329	67.59	1.568	14:50:40.520
5 -	39.993	25.516	1:05.509	66.38	2.748	14:51:46.029
6 -	38.084	24.961	1:03.045 (2)	68.97	0.284	14:52:49.074
7 -	38.891	25.498	1:04.389	67.53	1.628	14:53:53.463
8 -	38.587	25.185	1:03.772 (3)	68.18	1.011	14:54:57.235
9 -	38.130	24.631	1:02.761 (1)	69.28		14:55:59.996

P32 58 J		Matthew WOOD		Kawasaki NINJA 300 -		
IDEAL LAP TIME : 59.105		BEST LAP TIME : 59.400		DIFFERENCE : 0.295		
LAP	SECTOR 1	SECTOR 2	LAP TIME	MPH	DIFF	TIME OF DAY
1 -		25.345	1:10.550	61.63	11.150	14:47:20.809
2 -	37.074	24.481	1:01.555	70.64	2.155	14:48:22.364
3 -	36.121	23.743	59.864	72.64	0.464	14:49:22.228
4 -	35.697	24.041	59.738 (3)	72.79	0.338	14:50:21.966
5 -	35.362	24.038	59.400 (1)	73.20		14:51:21.366
6 -	35.676	23.888	59.564 (2)	73.00	0.164	14:52:20.930

P33 70 S		Justin WHITE		Kawasaki NINJA 400 - Just In Graphics		
IDEAL LAP TIME :		BEST LAP TIME :		DIFFERENCE :		
LAP	SECTOR 1	SECTOR 2	LAP TIME	MPH	DIFF	TIME OF DAY
1 -		23.796	1:06.429	65.46		14:47:16.688

BMCRC - MRO Championships 2022 - Rnd 1 @ Brands Hatch Indy

ACU Team Green Junior Cup & Senior 300

RACE 11 - BEST SECTORS

SECTOR 1			SECTOR 2			IDEAL / BEST COMPARISON						
POS	NO	NAME	TIME	NO	NAME	TIME	POS	NO	NAME	IDEAL	BEST	DIFF
									PERFECT LAP	55.890		
1	8	ATKINSON	33.270	8	ATKINSON	22.620	1	8	ATKINSON	55.890	55.890	0.000
2	60	DOCHERTY	33.843	19	O'MARA	22.853	2	60	DOCHERTY	56.773	56.773	0.000
3	19	O'MARA	34.359	77	WHITE	22.867	3	19	O'MARA	57.212	57.841	0.629
4	77	WHITE	34.393	60	DOCHERTY	22.930	4	77	WHITE	57.260	57.597	0.337
5	311	WARD	34.429	311	WARD	23.057	5	311	WARD	57.486	57.584	0.098
6	125	JOLLIFFE	34.664	125	JOLLIFFE	23.059	6	125	JOLLIFFE	57.723	57.723	0.000
7	32	MURRAY	34.864	0	BILO	23.218	7	0	BILO	58.211	58.385	0.174
8	0	BILO	34.993	97	PLATT	23.242	8	97	PLATT	58.346	58.419	0.073
9	48	SABBARTON	35.020	95	MARSHALL	23.258	9	95	MARSHALL	58.430	58.430	0.000
10	118	HALL	35.089	44	GREEN	23.263	10	118	HALL	58.461	58.461	0.000
11	97	PLATT	35.104	118	HALL	23.372	11	32	MURRAY	58.520	58.592	0.072
12	66	SMITH	35.123	66	SMITH	23.458	12	48	SABBARTON	58.552	58.552	0.000
13	95	MARSHALL	35.172	48	SABBARTON	23.532	13	66	SMITH	58.581	58.621	0.040
14	91	HIRST	35.185	32	MURRAY	23.656	14	44	GREEN	58.651	58.926	0.275
15	58	WOOD	35.362	87	CLEARY	23.696	15	91	HIRST	58.883	59.169	0.286
16	44	GREEN	35.388	91	HIRST	23.698	16	58	WOOD	59.105	59.400	0.295
17	87	CLEARY	35.465	31	PARK	23.736	17	87	CLEARY	59.161	59.278	0.117
18	34	ARBON	35.745	58	WOOD	23.743	18	34	ARBON	59.626	59.626	0.000
19	31	PARK	35.980	70	WHITE	23.796	19	31	PARK	59.716	59.716	0.000
20	400	THURTL	36.344	34	ARBON	23.881	20	400	THURTL	1:00.290	1:00.325	0.035
21	27	DORLING	36.623	400	THURTL	23.946	21	27	DORLING	1:00.902	1:01.021	0.119
22	18	HIGGINS	37.059	27	DORLING	24.279	22	18	HIGGINS	1:01.687	1:01.819	0.132
23	173	HEANAN	37.102	18	HIGGINS	24.628	23	173	HEANAN	1:01.898	1:01.898	0.000
24	67	JONES	37.586	50	YELDHAM	24.631	24	67	JONES	1:02.641	1:02.641	0.000
25	54	SCOTT	37.775	173	HEANAN	24.796	25	50	YELDHAM	1:02.715	1:02.761	0.046
26	41	ROBEY	37.861	73	HANNAFORD	24.881	26	41	ROBEY	1:02.752	1:02.752	0.000
27	50	YELDHAM	38.084	41	ROBEY	24.891	27	54	SCOTT	1:02.824	1:02.824	0.000
28	73	HANNAFORD	38.186	54	SCOTT	25.049	28	73	HANNAFORD	1:03.067	1:03.067	0.000
29	14	McCARTNEY	38.279	67	JONES	25.055	29	14	McCARTNEY	1:03.563	1:03.563	0.000
30	4	FRANKLIN	38.715	14	McCARTNEY	25.284	30	4	FRANKLIN	1:04.099	1:04.380	0.281
31	56	HAYES-WOLFF	38.882	4	FRANKLIN	25.384	31	56	HAYES-WOLFF	1:04.319	1:04.374	0.055
32				56	HAYES-WOLFF	25.437	32	131	MELLOR		55.757	
33							33	70	WHITE			

BMCRC - MRO Championships 2022 - Rnd 1 @ Brands Hatch Indy

ACU Team Green Junior Cup & Senior 300

RACE 11 - STATISTICS

Competitors Started	33
Planned Start	2022-03-12 @ 15:30:00.000
Actual Start	2022-03-12 @ 14:46:10.258
Finish Time	2022-03-12 @ 14:55:45.661
Track Length	1.2079mi.
Total Laps	309
Total Distance Covered	373.2551mi.

Session Fastest Lap History

NO	CL	NAME	LAP TIME	TIME OF DAY	LAP	VEHICLE
131	J	Dylan MELLOR	56.895	14:48:09.967	2	Kawasaki NINJA 300
8	S	Phil ATKINSON	56.726	14:49:06.844	3	Kawasaki NINJA 400
131	J	Dylan MELLOR	56.662	14:50:03.538	4	Kawasaki NINJA 300
8	S	Phil ATKINSON	56.408	14:51:00.117	5	Kawasaki NINJA 400
8	S	Phil ATKINSON	55.890	14:55:45.672	10	Kawasaki NINJA 400
131	J	Dylan MELLOR	55.757	14:55:45.892	10	Kawasaki NINJA 300

Session Leader History

NO	CL	NAME	FROM LAP	LAPS LED	DISTANCE	VEHICLE
131	J	Dylan MELLOR	1	2	2.41 miles	Kawasaki NINJA 300
8	S	Phil ATKINSON	3	1	1.20 miles	Kawasaki NINJA 400
131	J	Dylan MELLOR	4	1	1.20 miles	Kawasaki NINJA 300
8	S	Phil ATKINSON	5	2	2.41 miles	Kawasaki NINJA 400
131	J	Dylan MELLOR	7	2	2.41 miles	Kawasaki NINJA 300
8	S	Phil ATKINSON	9	2	2.41 miles	Kawasaki NINJA 400

Flag History

TYPE	TIME OF DAY
GREEN	14:46:10.258
FINISH	14:55:45.661

Flag Statistics

TYPE	COUNT	TOTAL LAPS	TOTAL TIME
Green	1	10	11:05.458
Red	0	0	0.000
Safety Car	0	0	0.000
FCY	0	0	0.000

BMCRC - MRO Championships 2022 - Rnd 1 @ Brands Hatch Indy

ACU Team Green Junior Cup & Senior 300

RACE 11 - STATISTICS

CLASS : S

13 Starters

Fastest Lap History

NO	NAME	LAP TIME	TIME OF DAY	LAP	VEHICLE
8	Phil ATKINSON	56.922	14:48:10.038	2	Kawasaki NINJA 400
8	Phil ATKINSON	56.726	14:49:06.844	3	Kawasaki NINJA 400
8	Phil ATKINSON	56.408	14:51:00.117	5	Kawasaki NINJA 400
8	Phil ATKINSON	55.890	14:55:45.672	10	Kawasaki NINJA 400

Leader History

NO	NAME	FROM LAP	LAPS LED	DISTANCE	VEHICLE
8	Phil ATKINSON	1	10	12.07 miles	Kawasaki NINJA 400

BMCRC - MRO Championships 2022 - Rnd 1 @ Brands Hatch Indy

ACU Team Green Junior Cup & Senior 300

RACE 11 - STATISTICS

CLASS : J

20 Starters

Fastest Lap History

NO	NAME	LAP TIME	TIME OF DAY	LAP	VEHICLE
131	Dylan MELLOR	56.895	14:48:09.967	2	Kawasaki NINJA 300
131	Dylan MELLOR	56.662	14:50:03.538	4	Kawasaki NINJA 300
131	Dylan MELLOR	56.607	14:51:00.145	5	Kawasaki NINJA 300
131	Dylan MELLOR	56.509	14:51:56.654	6	Kawasaki NINJA 300
131	Dylan MELLOR	55.757	14:55:45.892	10	Kawasaki NINJA 300

Leader History

NO	NAME	FROM LAP	LAPS LED	DISTANCE	VEHICLE
131	Dylan MELLOR	1	10	12.07 miles	Kawasaki NINJA 300

BMCRC - MRO Championships 2022 - Rnd 1 @ Brands Hatch Indy



ACU Team Green Junior Cup & Senior 300

RACE 2 - GRID (12 Laps)



ROW 12	36	99	Patrick KLINGE	35	777	Maximus HARDY	34	62	Nicholas BETTRIDGE				
ROW 11			1:04.380	33	4	Nigel FRANKLIN	32	56	Jack HAYES-WOLFF	31	14	Maryann McCARTNEY	1:03.563
ROW 10			1:03.067	30	73	Jemma HANNAFORD	29	54	Ben SCOTT	28	50	Jay YELDHAM	1:02.761
ROW 9			1:02.752	27	41	Stephen ROBEY	26	67	Iwan JONES	25	173	Jason HEANAN	1:01.898
ROW 8			1:01.819	24	18	George HIGGINS	23	27	Felix DORLING	22	400	Stuart THURTLÉ	1:00.325
ROW 7			59.716	21	31	Robbie PARK	20	34	Oliver ARBON	19	58	Matthew WOOD	59.400
ROW 6			59.278	18	87	James CLEARY	17	91	Sam HIRST	16	44	Sam GREEN	58.926
ROW 5			58.621	15	66	Mark SMITH	14	32	Conor MURRAY	13	48	Kevin SABBARTON	58.552
ROW 4			58.461	12	118	Max HALL	11	70	Justin WHITE	10	95	Greg MARSHALL	58.430
ROW 3			58.419	9	97	Ben PLATT	8	0	Riccardo BILO	7	19	James O'MARA	57.841
ROW 2			57.723	6	125	Ben JOLLIFFE	5	77	Joe WHITE	4	311	Nathan-Ellis WARD	57.584
ROW 1			56.773	3	60	Lennon DOCHERTY	2	8	Phil ATKINSON	1	131	Dylan MELLOR	55.757
Pole													

Brands Hatch Indy: 1.2079 miles

These results are provisional until the conclusion of any judicial and technical matters.

Clerk Of Course :	Stewards :	Timekeeper : Craig Smith
-------------------	------------	--------------------------

Results can be found at www.tsl-timing.com

Printed - 15:01 Saturday, 12 March 2022



BMCRC - MRO Championships 2022 - Rnd 1 @ Brands Hatch Indy



ACU Team Green Junior Cup & Senior 300

RACE 2 - CLASSIFICATION

Kawasaki

POS	NO	CL	PIC NAME	ENTRY	LAPS	TIME	GAP	DIFF	MPH	BEST	ON
1	60	J	1 Lennon DOCHERTY	Kawasaki NINJA 400 - Doc Fit Training	5	5:00.375			72.38	57.619	3
2	8	S	1 Phil ATKINSON	Kawasaki NINJA 400 - ROSE MOT	5	5:01.801	1.426	1.426	72.04	58.628	4
3	97	J	2 Ben PLATT	Kawasaki NINJA 400 - ADSS Ltd	5	5:02.291	1.916	0.490	71.92	58.237	4
4	131	J	3 Dylan MELLOR	Kawasaki NINJA 300 - BDS Motorcycles	5	5:04.501	4.126	2.210	71.40	58.998	4
5	19	J	4 James O'MARA	Kawasaki NINJA 300 - BRP Machining Ltd	5	5:04.588	4.213	0.087	71.38	58.999	5
6	0	S	2 Riccardo BILO	Kawasaki NINJA 300 -	5	5:07.336	6.961	2.748	70.74	59.474	4
7	32	S	3 Conor MURRAY	Kawasaki NINJA 300 -	4	4:14.408	1 Lap	1 Lap	68.37	1:01.327	3
8	777	J	5 Maximus HARDY	Kawasaki NINJA 400 - DAD	4	4:14.493	1 Lap	0.085	68.34	1:00.637	3
9	311	J	6 Nathan-Ellis WARD	Kawasaki NINJA 300 - Zipped up racing	4	4:15.160	1 Lap	0.667	68.17	1:00.973	4
10	34	J	7 Oliver ARBON	Kawasaki NINJA 400 - TT Plumbing & Heating	4	4:15.615	1 Lap	0.455	68.04	1:01.600	2
11	95	J	8 Greg MARSHALL	Kawasaki NINJA 300 - Mum & Dad	4	4:15.902	1 Lap	0.287	67.97	1:00.889	4
12	125	J	9 Ben JOLLIFFE	Kawasaki NINJA 300 -	4	4:18.860	1 Lap	2.958	67.19	1:01.287	4
13	31	J	10 Robbie PARK	Kawasaki NINJA -	4	4:19.079	1 Lap	0.219	67.13	1:01.208	4
14	70	S	4 Justin WHITE	Kawasaki NINJA 400 - Just In Graphics	4	4:20.143	1 Lap	1.064	66.86	1:02.238	3
15	118	J	11 Max HALL	Kawasaki NINJA 300 - Racecraft rider development	4	4:20.714	1 Lap	0.571	66.71	1:02.057	4
16	66	S	5 Mark SMITH	Kawasaki NINJA 300 - MHP EXHAUST S	4	4:24.479	1 Lap	3.765	65.76	1:03.343	3
17	91	J	12 Sam HIRST	Kawasaki NINJA - Valley Racing	4	4:24.716	1 Lap	0.237	65.70	1:02.275	4
18	173	S	6 Jason HEANAN	Kawasaki NINJA 300 -	4	4:25.039	1 Lap	0.323	65.62	1:02.995	3
19	77	J	13 Joe WHITE	Kawasaki NINJA 400 - Just In Graphics /MZ CONTF	4	4:29.912	1 Lap	4.873	64.44	1:04.859	3
20	87	J	14 James CLEARY	Kawasaki NINJA 300 - Mum and Dad	4	4:29.994	1 Lap	0.082	64.42	1:04.613	4
21	58	J	15 Matthew WOOD	Kawasaki NINJA 300 -	4	4:30.351	1 Lap	0.357	64.33	1:04.949	3
22	27	J	16 Felix DORLING	Kawasaki NINJA 400 - Kernow Controls	4	4:30.529	1 Lap	0.178	64.29	1:04.671	3
23	41	S	7 Stephen ROBEY	Kawasaki NINJA 250 - A&L Composites	4	4:31.044	1 Lap	0.515	64.17	1:04.812	4
24	62	S	8 Nicholas BETTRIDGE	Kawasaki NINJA - Weald builders	4	4:32.820	1 Lap	1.776	63.75	1:05.085	3
25	99	J	17 Owen MELLOR	Kawaski - BDS Motorcycles	4	4:33.225	1 Lap	0.405	63.66	1:04.164	3
26	14	J	18 Maryann McCARTNEY	Kawasaki NINJA 300 -	4	4:33.265	1 Lap	0.040	63.65	1:03.238	4
27	56	S	9 Jack HAYES-WOLFF	Kawasaki NINJA 300 -	4	4:36.013	1 Lap	2.748	63.02	1:05.838	4
28	18	J	19 George HIGGINS	Kawasaki NINJA 400 - Aztec Racing	4	4:37.460	1 Lap	1.447	62.69	1:05.600	3
29	4	S	10 Nigel FRANKLIN	Kawasaki NINJA - Jane Franklin	4	4:37.592	1 Lap	0.132	62.66	1:05.403	3
30	67	J	20 Iwan JONES	Kawasaki NINJA 300 -	4	4:38.219	1 Lap	0.627	62.52	1:05.950	4
31	48	S	11 Kevin SABBARTON	Kawasaki NINJA 300 -	4	4:38.880	1 Lap	0.661	62.37	1:02.891	4
32	54	S	12 Ben SCOTT	Kawasaki NINJA 250 - GI Landscapes VampTech	4	4:38.927	1 Lap	0.047	62.36	1:06.051	4

NOT CLASSIFIED

DNF	44	J	Sam GREEN	Kawasaki NINJA 300 -	4	4:16.475	1 Lap		67.82	1:00.214	4
DNF	50	J	Jay YELDHAM	Kawasaki NINJA 300 - WKD Installations	3	3:25.581	2 Laps	1 Lap	63.45	1:05.127	3
DNF	73	S	Jemma HANNAFORD	Kawasaki NINJA 300 -	0						

FASTEST LAP

60	J	Lennon DOCHERTY	Kawasaki NINJA 400 - Doc Fit Training	3	57.619	75.47 mph	121.45 kph
8	S	Phil ATKINSON	Kawasaki NINJA 400 - ROSE MOT	4	58.628	74.17 mph	119.36 kph

Class J - 92.5% of Race Speed = 66.95 mph

Class S - 92.5% of Race Speed = 66.63 mph

Red Flag (end of session): 11:03

Race Distance: 5 Laps / 6.03 miles

Brands Hatch Indy: 1.2079 miles

Date: 13/03/2022 Start: 10:58 Finish: 11:03

Weather / Track : Cloudy / Drying

These results are provisional until the conclusion of any judicial and technical matters.

Clerk Of Course :	Stewards :	Timekeeper : Craig Smith
-------------------	------------	--------------------------

Results can be found at www.tsl-timing.com

Printed - 11:08 Sunday, 13 March 2022



BMCRC - MRO Championships 2022 - Rnd 1 @ Brands Hatch Indy

ACU Team Green Junior Cup & Senior 300

RACE 2 - LAP CHART

LAP 1 @ 10:59:11.789

NO	BEHIND	LAP TIME
8		1:05.692
97	0.387	1:06.079
19	0.519	1:06.211
60	1.401	1:07.093
131	1.462	1:07.154
0	1.822	1:07.514
311	3.711	1:09.403
34	3.800	1:09.492
32	3.853	1:09.545
95	3.975	1:09.667
70	4.581	1:10.273
125	4.705	1:10.397
44	5.006	1:10.698
118	5.756	1:11.448
777	5.910	1:11.602
66	7.775	1:13.467
77	8.184	1:13.876
31	8.378	1:14.070
58	8.650	1:14.342
173	8.961	1:14.653
91	9.151	1:14.843
50	9.606	1:15.298
41	9.983	1:15.675
87	10.103	1:15.795
27	10.430	1:16.122
62	11.065	1:16.757
56	11.934	1:17.626
14	12.122	1:17.814
18	12.281	1:17.973
99	12.546	1:18.238
67	12.757	1:18.449
54	13.688	1:19.380
4	13.828	1:19.520
48	21.830	1:27.522

LAP 2 @ 11:00:11.377

NO	BEHIND	LAP TIME
8		59.588
19	0.685	59.754
60	0.715	58.902
97	0.749	59.950
131	1.487	59.613
0	2.627	1:00.393
34	5.812	1:01.600
32	6.354	1:02.089
311	7.370	1:03.247
95	7.420	1:03.033
777	7.629	1:01.307
44	9.091	1:03.673
125	9.919	1:04.802
70	10.135	1:05.142
118	10.320	1:04.152
31	11.034	1:02.244
66	12.178	1:03.991
173	13.009	1:03.636
91	14.571	1:05.008
77	14.658	1:06.062
58	15.029	1:05.967
50	15.174	1:05.156
87	15.417	1:04.902
41	15.759	1:05.364
27	15.884	1:05.042
62	17.151	1:05.674

56	18.884	1:06.538
99	18.964	1:06.006
14	19.054	1:06.520
18	20.413	1:07.720
67	20.821	1:07.652
4	20.911	1:06.671
54	21.452	1:07.352
48	27.009	1:04.767

LAP 3 @ 11:01:09.711

NO	BEHIND	LAP TIME
60		57.619
8	0.381	58.715
97	1.387	58.972
19	2.419	1:00.068
131	2.580	59.427
0	4.353	1:00.060
32	9.347	1:01.327
34	9.589	1:02.111
777	9.932	1:00.637
311	10.573	1:01.537
95	11.399	1:02.313
44	12.647	1:01.890
125	13.959	1:02.374
70	14.039	1:02.238
31	14.257	1:01.557
118	15.043	1:03.057
66	17.187	1:03.343
173	17.670	1:02.995
91	18.827	1:02.590
77	21.183	1:04.859
58	21.644	1:04.949
87	21.767	1:04.684
50	21.967	1:05.127
27	22.221	1:04.671
41	22.618	1:05.193
62	23.902	1:05.085
99	24.794	1:04.164
14	26.413	1:05.693
56	26.561	1:06.011
18	27.679	1:05.600
4	27.980	1:05.403
67	28.655	1:06.168
54	29.262	1:06.144
48	32.375	1:03.700

LAP 4 @ 11:02:07.589

NO	BEHIND	LAP TIME
60		57.878
8	1.131	58.628
97	1.746	58.237
131	3.700	58.998
19	4.097	59.556
0	5.949	59.474
32	12.916	1:01.447
777	13.001	1:00.947
311	13.668	1:00.973
34	14.123	1:02.412
95	14.410	1:00.889
44	14.983	1:00.214
125	17.368	1:01.287
31	17.587	1:01.208
70	18.651	1:02.490
118	19.222	1:02.057
66	22.987	1:03.678

91	23.224	1:02.275
173	23.547	1:03.755
77	28.420	1:05.115
87	28.502	1:04.613
58	28.859	1:05.093
27	29.037	1:04.694
41	29.552	1:04.812
62	31.328	1:05.304
99	31.733	1:04.817
14	31.773	1:03.238
56	34.521	1:05.838
18	35.968	1:06.167
4	36.100	1:05.998
67	36.727	1:05.950
48	37.388	1:02.891
54	37.435	1:06.051

LAP 5 @ 11:03:06.472

NO	BEHIND	LAP TIME
60		58.883
8	1.426	59.178
97	1.916	59.053
131	4.126	59.309
19	4.213	58.999
0	6.961	59.895

BMCRC - MRO Championships 2022 - Rnd 1 @ Brands Hatch Indy

ACU Team Green Junior Cup & Senior 300

RACE 2 - SECTOR ANALYSIS



SECTOR 1 = FL to I1, SECTOR 2 = I1 to FL, DIFF = Difference To Personal Best Lap, P = Crossed Finish Line in Pit Lane, D = Time Disallowed

P1 60 J		Lennon DOCHERTY		Kawasaki NINJA 400 - Doc Fit Training		
IDEAL LAP TIME : 57.591		BEST LAP TIME : 57.619		DIFFERENCE : 0.028		
LAP	SECTOR 1	SECTOR 2	LAP TIME	MPH	DIFF	TIME OF DAY
1 -		24.632	1:07.093	64.81	9.474	10:59:13.190
2 -	35.182	23.720	58.902	73.82	1.283	11:00:12.092
3 -	34.210	23.409	57.619 (1)	75.47		11:01:09.711
4 -	34.497	23.381	57.878 (2)	75.13	0.259	11:02:07.589
5 -	35.170	23.713	58.883 (3)	73.85	1.264	11:03:06.472

P2 8 S		Phil ATKINSON		Kawasaki NINJA 400 - ROSE MOT		
IDEAL LAP TIME : 58.576		BEST LAP TIME : 58.628		DIFFERENCE : 0.052		
LAP	SECTOR 1	SECTOR 2	LAP TIME	MPH	DIFF	TIME OF DAY
1 -		24.287	1:05.692	66.19	7.064	10:59:11.789
2 -	35.397	24.191	59.588	72.97	0.960	11:00:11.377
3 -	34.937	23.778	58.715 (2)	74.06	0.087	11:01:10.092
4 -	34.798	23.830	58.628 (1)	74.17		11:02:08.720
5 -	35.179	23.999	59.178 (3)	73.48	0.550	11:03:07.898

P3 97 J		Ben PLATT		Kawasaki NINJA 400 - ADSS Ltd		
IDEAL LAP TIME : 58.237		BEST LAP TIME : 58.237		DIFFERENCE : 0.000		
LAP	SECTOR 1	SECTOR 2	LAP TIME	MPH	DIFF	TIME OF DAY
1 -		23.670	1:06.079	65.80	7.842	10:59:12.176
2 -	35.872	24.078	59.950	72.53	1.713	11:00:12.126
3 -	35.658	23.314	58.972 (2)	73.74	0.735	11:01:11.098
4 -	35.119	23.118	58.237 (1)	74.67		11:02:09.335
5 -	35.571	23.482	59.053 (3)	73.63	0.816	11:03:08.388

P4 131 J		Dylan MELLOR		Kawasaki NINJA 300 - BDS Motorcycles		
IDEAL LAP TIME : 58.998		BEST LAP TIME : 58.998		DIFFERENCE : 0.000		
LAP	SECTOR 1	SECTOR 2	LAP TIME	MPH	DIFF	TIME OF DAY
1 -		24.721	1:07.154	64.75	8.156	10:59:13.251
2 -	35.661	23.952	59.613	72.94	0.615	11:00:12.864
3 -	35.619	23.808	59.427 (3)	73.17	0.429	11:01:12.291
4 -	35.345	23.653	58.998 (1)	73.70		11:02:11.289
5 -	35.406	23.903	59.309 (2)	73.32	0.311	11:03:10.598

P5 19 J		James O'MARA		Kawasaki NINJA 300 - BRP Machining Ltd		
IDEAL LAP TIME : 58.999		BEST LAP TIME : 58.999		DIFFERENCE : 0.000		
LAP	SECTOR 1	SECTOR 2	LAP TIME	MPH	DIFF	TIME OF DAY
1 -		24.269	1:06.211	65.67	7.212	10:59:12.308
2 -	35.658	24.096	59.754 (3)	72.77	0.755	11:00:12.062
3 -	35.952	24.116	1:00.068	72.39	1.069	11:01:12.130
4 -	35.612	23.944	59.556 (2)	73.01	0.557	11:02:11.686
5 -	35.260	23.739	58.999 (1)	73.70		11:03:10.685

P6 0 S		Riccardo BILO		Kawasaki NINJA 300 -		
IDEAL LAP TIME : 59.474		BEST LAP TIME : 59.474		DIFFERENCE : 0.000		
LAP	SECTOR 1	SECTOR 2	LAP TIME	MPH	DIFF	TIME OF DAY
1 -		24.451	1:07.514	64.40	8.040	10:59:13.611
2 -	36.189	24.204	1:00.393	72.00	0.919	11:00:14.004
3 -	36.083	23.977	1:00.060 (3)	72.40	0.586	11:01:14.064
4 -	35.816	23.658	59.474 (1)	73.11		11:02:13.538
5 -	36.107	23.788	59.895 (2)	72.60	0.421	11:03:13.433

BMCRC - MRO Championships 2022 - Rnd 1 @ Brands Hatch Indy

ACU Team Green Junior Cup & Senior 300

RACE 2 - SECTOR ANALYSIS



SECTOR 1 = FL to I1, SECTOR 2 = I1 to FL, DIFF = Difference To Personal Best Lap, P = Crossed Finish Line in Pit Lane, D = Time Disallowed

P7 32 S		Conor MURRAY		Kawasaki NINJA 300 -		
IDEAL LAP TIME : 1:00.942		BEST LAP TIME : 1:01.327		DIFFERENCE : 0.385		
LAP	SECTOR 1	SECTOR 2	LAP TIME	MPH	DIFF	TIME OF DAY
1 -		25.721	1:09.545	62.52	8.218	10:59:15.642
2 -	37.308	24.781	1:02.089 (3)	70.03	0.762	11:00:17.731
3 -	36.678	24.649	1:01.327 (1)	70.90		11:01:19.058
4 -	36.682	24.765	1:01.447 (2)	70.76	0.120	11:02:20.505

P8 777 J		Maximus HARDY		Kawasaki NINJA 400 - DAD		
IDEAL LAP TIME : 59.454		BEST LAP TIME : 1:00.637		DIFFERENCE : 1.183		
LAP	SECTOR 1	SECTOR 2	LAP TIME	MPH	DIFF	TIME OF DAY
1 -		24.754	1:11.602	60.73	10.965	10:59:17.699
2 -	36.564	24.743	1:01.307 (3)	70.93	0.670	11:00:19.006
3 -	35.813	24.824	1:00.637 (1)	71.71		11:01:19.643
4 -	36.619	24.328	1:00.947 (2)	71.35	0.310	11:02:20.590

P9 311 J		Nathan-Ellis WARD		Kawasaki NINJA 300 - Zipped up racing		
IDEAL LAP TIME : 1:00.973		BEST LAP TIME : 1:00.973		DIFFERENCE : 0.000		
LAP	SECTOR 1	SECTOR 2	LAP TIME	MPH	DIFF	TIME OF DAY
1 -		25.688	1:09.403	62.65	8.430	10:59:15.500
2 -	38.222	25.025	1:03.247 (3)	68.75	2.274	11:00:18.747
3 -	37.061	24.476	1:01.537 (2)	70.66	0.564	11:01:20.284
4 -	36.626	24.347	1:00.973 (1)	71.32		11:02:21.257

P10 34 J		Oliver ARBON		Kawasaki NINJA 400 - TT Plumbing & Heating		
IDEAL LAP TIME : 1:01.344		BEST LAP TIME : 1:01.600		DIFFERENCE : 0.256		
LAP	SECTOR 1	SECTOR 2	LAP TIME	MPH	DIFF	TIME OF DAY
1 -		25.560	1:09.492	62.57	7.892	10:59:15.589
2 -	36.802	24.798	1:01.600 (1)	70.59		11:00:17.189
3 -	37.359	24.752	1:02.111 (2)	70.01	0.511	11:01:19.300
4 -	37.870	24.542	1:02.412 (3)	69.67	0.812	11:02:21.712

P11 95 J		Greg MARSHALL		Kawasaki NINJA 300 - Mum & Dad		
IDEAL LAP TIME : 1:00.889		BEST LAP TIME : 1:00.889		DIFFERENCE : 0.000		
LAP	SECTOR 1	SECTOR 2	LAP TIME	MPH	DIFF	TIME OF DAY
1 -		25.760	1:09.667	62.41	8.778	10:59:15.764
2 -	38.162	24.871	1:03.033 (3)	68.98	2.144	11:00:18.797
3 -	37.859	24.454	1:02.313 (2)	69.78	1.424	11:01:21.110
4 -	36.544	24.345	1:00.889 (1)	71.41		11:02:21.999

P12 125 J		Ben JOLLIFFE		Kawasaki NINJA 300 -		
IDEAL LAP TIME : 1:01.287		BEST LAP TIME : 1:01.287		DIFFERENCE : 0.000		
LAP	SECTOR 1	SECTOR 2	LAP TIME	MPH	DIFF	TIME OF DAY
1 -		25.388	1:10.397	61.77	9.110	10:59:16.494
2 -	38.272	26.530	1:04.802 (3)	67.10	3.515	11:00:21.296
3 -	37.578	24.796	1:02.374 (2)	69.71	1.087	11:01:23.670
4 -	37.058	24.229	1:01.287 (1)	70.95		11:02:24.957

P13 31 J		Robbie PARK		Kawasaki NINJA -		
IDEAL LAP TIME : 1:01.208		BEST LAP TIME : 1:01.208		DIFFERENCE : 0.000		
LAP	SECTOR 1	SECTOR 2	LAP TIME	MPH	DIFF	TIME OF DAY
1 -		25.824	1:14.070	58.70	12.862	10:59:20.167
2 -	37.709	24.535	1:02.244 (3)	69.86	1.036	11:00:22.411
3 -	37.144	24.413	1:01.557 (2)	70.64	0.349	11:01:23.968
4 -	36.853	24.355	1:01.208 (1)	71.04		11:02:25.176

BMCRC - MRO Championships 2022 - Rnd 1 @ Brands Hatch Indy

ACU Team Green Junior Cup & Senior 300

RACE 2 - SECTOR ANALYSIS



SECTOR 1 = FL to I1, SECTOR 2 = I1 to FL, DIFF = Difference To Personal Best Lap, P = Crossed Finish Line in Pit Lane, D = Time Disallowed

P14 70 S Justin WHITE		Kawasaki NINJA 400 - Just In Graphics				
IDEAL LAP TIME : 1:02.102		BEST LAP TIME : 1:02.238		DIFFERENCE : 0.136		
LAP	SECTOR 1	SECTOR 2	LAP TIME	MPH	DIFF	TIME OF DAY
1 -		25.544	1:10.273	61.88	8.035	10:59:16.370
2 -	37.814	27.328	1:05.142 (3)	66.75	2.904	11:00:21.512
3 -	37.100	25.138	1:02.238 (1)	69.87		11:01:23.750
4 -	37.488	25.002	1:02.490 (2)	69.58	0.252	11:02:26.240

P15 118 J Max HALL		Kawasaki NINJA 300 - Racecraft rider development				
IDEAL LAP TIME : 1:01.736		BEST LAP TIME : 1:02.057		DIFFERENCE : 0.321		
LAP	SECTOR 1	SECTOR 2	LAP TIME	MPH	DIFF	TIME OF DAY
1 -		24.996	1:11.448	60.86	9.391	10:59:17.545
2 -	38.118	26.034	1:04.152 (3)	67.78	2.095	11:00:21.697
3 -	38.447	24.610	1:03.057 (2)	68.96	1.000	11:01:24.754
4 -	37.887	24.170	1:02.057 (1)	70.07		11:02:26.811

P16 66 S Mark SMITH		Kawasaki NINJA 300 - MHP EXHAUST'S				
IDEAL LAP TIME : 1:03.217		BEST LAP TIME : 1:03.343		DIFFERENCE : 0.126		
LAP	SECTOR 1	SECTOR 2	LAP TIME	MPH	DIFF	TIME OF DAY
1 -		26.460	1:13.467	59.19	10.124	10:59:19.564
2 -	38.625	25.366	1:03.991 (3)	67.95	0.648	11:00:23.555
3 -	37.894	25.449	1:03.343 (1)	68.65		11:01:26.898
4 -	38.355	25.323	1:03.678 (2)	68.29	0.335	11:02:30.576

P17 91 J Sam HIRST		Kawasaki NINJA - Valley Racing				
IDEAL LAP TIME : 1:02.275		BEST LAP TIME : 1:02.275		DIFFERENCE : 0.000		
LAP	SECTOR 1	SECTOR 2	LAP TIME	MPH	DIFF	TIME OF DAY
1 -		26.554	1:14.843	58.10	12.568	10:59:20.940
2 -	39.125	25.883	1:05.008 (3)	66.89	2.733	11:00:25.948
3 -	37.482	25.108	1:02.590 (2)	69.47	0.315	11:01:28.538
4 -	37.251	25.024	1:02.275 (1)	69.82		11:02:30.813

P18 173 S Jason HEANAN		Kawasaki NINJA 300 -				
IDEAL LAP TIME : 1:02.591		BEST LAP TIME : 1:02.995		DIFFERENCE : 0.404		
LAP	SECTOR 1	SECTOR 2	LAP TIME	MPH	DIFF	TIME OF DAY
1 -		26.749	1:14.653	58.25	11.658	10:59:20.750
2 -	38.526	25.110	1:03.636 (2)	68.33	0.641	11:00:24.386
3 -	37.481	25.514	1:02.995 (1)	69.03		11:01:27.381
4 -	38.192	25.563	1:03.755 (3)	68.20	0.760	11:02:31.136

P19 77 J Joe WHITE		Kawasaki NINJA 400 - Just In Graphics /MZ CONTRACTS/ Silver				
IDEAL LAP TIME : 1:04.859		BEST LAP TIME : 1:04.859		DIFFERENCE : 0.000		
LAP	SECTOR 1	SECTOR 2	LAP TIME	MPH	DIFF	TIME OF DAY
1 -		27.159	1:13.876	58.86	9.017	10:59:19.973
2 -	39.581	26.481	1:06.062 (3)	65.82	1.203	11:00:26.035
3 -	38.547	26.312	1:04.859 (1)	67.04		11:01:30.894
4 -	38.728	26.387	1:05.115 (2)	66.78	0.256	11:02:36.009

P20 87 J James CLEARY		Kawasaki NINJA 300 - Mum and Dad				
IDEAL LAP TIME : 1:04.172		BEST LAP TIME : 1:04.613		DIFFERENCE : 0.441		
LAP	SECTOR 1	SECTOR 2	LAP TIME	MPH	DIFF	TIME OF DAY
1 -		27.223	1:15.795	57.37	11.182	10:59:21.892
2 -	38.881	26.021	1:04.902 (3)	67.00	0.289	11:00:26.794
3 -	38.750	25.934	1:04.684 (2)	67.22	0.071	11:01:31.478
4 -	38.448	26.165	1:04.613 (1)	67.30		11:02:36.091

BMCRC - MRO Championships 2022 - Rnd 1 @ Brands Hatch Indy

ACU Team Green Junior Cup & Senior 300

RACE 2 - SECTOR ANALYSIS



SECTOR 1 = FL to I1, SECTOR 2 = I1 to FL, DIFF = Difference To Personal Best Lap, P = Crossed Finish Line in Pit Lane, D = Time Disallowed

P21 58 J		Matthew WOOD		Kawasaki NINJA 300 -			
IDEAL LAP TIME : 1:04.819		BEST LAP TIME : 1:04.949		DIFFERENCE : 0.130			
LAP	SECTOR 1	SECTOR 2	LAP TIME	MPH	DIFF	TIME OF DAY	
1 -		26.817	1:14.342	58.49	9.393	10:59:20.439	
2 -	39.441	26.526	1:05.967 (3)	65.92	1.018	11:00:26.406	
3 -	38.877	26.072	1:04.949 (1)	66.95		11:01:31.355	
4 -	38.747	26.346	1:05.093 (2)	66.80	0.144	11:02:36.448	

P22 27 J		Felix DORLING		Kawasaki NINJA 400 - Kernow Controls			
IDEAL LAP TIME : 1:04.417		BEST LAP TIME : 1:04.671		DIFFERENCE : 0.254			
LAP	SECTOR 1	SECTOR 2	LAP TIME	MPH	DIFF	TIME OF DAY	
1 -		26.895	1:16.122	57.12	11.451	10:59:22.219	
2 -	39.133	25.909	1:05.042 (3)	66.85	0.371	11:00:27.261	
3 -	38.810	25.861	1:04.671 (1)	67.24		11:01:31.932	
4 -	38.556	26.138	1:04.694 (2)	67.21	0.023	11:02:36.626	

P23 41 S		Stephen ROBEY		Kawasaki NINJA 250 - A&L Composites			
IDEAL LAP TIME : 1:04.767		BEST LAP TIME : 1:04.812		DIFFERENCE : 0.045			
LAP	SECTOR 1	SECTOR 2	LAP TIME	MPH	DIFF	TIME OF DAY	
1 -		26.387	1:15.675	57.46	10.863	10:59:21.772	
2 -	39.526	25.838	1:05.364 (3)	66.52	0.552	11:00:27.136	
3 -	39.407	25.786	1:05.193 (2)	66.70	0.381	11:01:32.329	
4 -	39.452	25.360	1:04.812 (1)	67.09		11:02:37.141	

P24 62 S		Nicholas BETTRIDGE		Kawasaki NINJA - Weald builders			
IDEAL LAP TIME : 1:05.085		BEST LAP TIME : 1:05.085		DIFFERENCE : 0.000			
LAP	SECTOR 1	SECTOR 2	LAP TIME	MPH	DIFF	TIME OF DAY	
1 -		26.647	1:16.757	56.65	11.672	10:59:22.854	
2 -	39.268	26.406	1:05.674 (3)	66.21	0.589	11:00:28.528	
3 -	39.157	25.928	1:05.085 (1)	66.81		11:01:33.613	
4 -	39.308	25.996	1:05.304 (2)	66.59	0.219	11:02:38.917	

P25 99 J		Owen MELLOR		Kawaski - BDS Motorcycles			
IDEAL LAP TIME : 1:04.164		BEST LAP TIME : 1:04.164		DIFFERENCE : 0.000			
LAP	SECTOR 1	SECTOR 2	LAP TIME	MPH	DIFF	TIME OF DAY	
1 -		26.950	1:18.238	55.58	14.074	10:59:24.335	
2 -	40.200	25.806	1:06.006 (3)	65.88	1.842	11:00:30.341	
3 -	38.479	25.685	1:04.164 (1)	67.77		11:01:34.505	
4 -	38.977	25.840	1:04.817 (2)	67.09	0.653	11:02:39.322	

P26 14 J		Maryann McCARTNEY		Kawasaki NINJA 300 -			
IDEAL LAP TIME : 1:03.238		BEST LAP TIME : 1:03.238		DIFFERENCE : 0.000			
LAP	SECTOR 1	SECTOR 2	LAP TIME	MPH	DIFF	TIME OF DAY	
1 -		27.315	1:17.814	55.88	14.576	10:59:23.911	
2 -	40.109	26.411	1:06.520 (3)	65.37	3.282	11:00:30.431	
3 -	39.974	25.719	1:05.693 (2)	66.19	2.455	11:01:36.124	
4 -	38.173	25.065	1:03.238 (1)	68.76		11:02:39.362	

P27 56 S		Jack HAYES-WOLFF		Kawasaki NINJA 300 -			
IDEAL LAP TIME : 1:05.801		BEST LAP TIME : 1:05.838		DIFFERENCE : 0.037			
LAP	SECTOR 1	SECTOR 2	LAP TIME	MPH	DIFF	TIME OF DAY	
1 -		27.417	1:17.626	56.01	11.788	10:59:23.723	
2 -	40.224	26.314	1:06.538 (3)	65.35	0.700	11:00:30.261	
3 -	39.952	26.059	1:06.011 (2)	65.87	0.173	11:01:36.272	
4 -	39.989	25.849	1:05.838 (1)	66.05		11:02:42.110	

BMCRC - MRO Championships 2022 - Rnd 1 @ Brands Hatch Indy

ACU Team Green Junior Cup & Senior 300

RACE 2 - SECTOR ANALYSIS



SECTOR 1 = FL to I1, SECTOR 2 = I1 to FL, DIFF = Difference To Personal Best Lap, P = Crossed Finish Line in Pit Lane, D = Time Disallowed

P28 18 J		George HIGGINS		Kawasaki NINJA 400 - Aztec Racing		
IDEAL LAP TIME : 1:05.600		BEST LAP TIME : 1:05.600		DIFFERENCE : 0.000		
LAP	SECTOR 1	SECTOR 2	LAP TIME	MPH	DIFF	TIME OF DAY
1 -		27.803	1:17.973	55.76	12.373	10:59:24.070
2 -	40.950	26.770	1:07.720 (3)	64.21	2.120	11:00:31.790
3 -	39.542	26.058	1:05.600 (1)	66.28		11:01:37.390
4 -	39.996	26.171	1:06.167 (2)	65.72	0.567	11:02:43.557

P29 4 S		Nigel FRANKLIN		Kawasaki NINJA - Jane Franklin		
IDEAL LAP TIME : 1:05.403		BEST LAP TIME : 1:05.403		DIFFERENCE : 0.000		
LAP	SECTOR 1	SECTOR 2	LAP TIME	MPH	DIFF	TIME OF DAY
1 -		27.008	1:19.520	54.68	14.117	10:59:25.617
2 -	40.045	26.626	1:06.671 (3)	65.22	1.268	11:00:32.288
3 -	39.459	25.944	1:05.403 (1)	66.48		11:01:37.691
4 -	39.804	26.194	1:05.998 (2)	65.88	0.595	11:02:43.689

P30 67 J		Iwan JONES		Kawasaki NINJA 300 -		
IDEAL LAP TIME : 1:05.683		BEST LAP TIME : 1:05.950		DIFFERENCE : 0.267		
LAP	SECTOR 1	SECTOR 2	LAP TIME	MPH	DIFF	TIME OF DAY
1 -		27.958	1:18.449	55.43	12.499	10:59:24.546
2 -	40.940	26.712	1:07.652 (3)	64.27	1.702	11:00:32.198
3 -	39.629	26.539	1:06.168 (2)	65.72	0.218	11:01:38.366
4 -	39.896	26.054	1:05.950 (1)	65.93		11:02:44.316

P31 48 S		Kevin SABBARTON		Kawasaki NINJA 300 -		
IDEAL LAP TIME : 1:02.891		BEST LAP TIME : 1:02.891		DIFFERENCE : 0.000		
LAP	SECTOR 1	SECTOR 2	LAP TIME	MPH	DIFF	TIME OF DAY
1 -		28.081	1:27.522	49.68	24.631	10:59:33.619
2 -	39.069	25.698	1:04.767 (3)	67.14	1.876	11:00:38.386
3 -	38.245	25.455	1:03.700 (2)	68.26	0.809	11:01:42.086
4 -	37.827	25.064	1:02.891 (1)	69.14		11:02:44.977

P32 54 S		Ben SCOTT		Kawasaki NINJA 250 - GI Landscapes VampTech		
IDEAL LAP TIME : 1:05.740		BEST LAP TIME : 1:06.051		DIFFERENCE : 0.311		
LAP	SECTOR 1	SECTOR 2	LAP TIME	MPH	DIFF	TIME OF DAY
1 -		27.726	1:19.380	54.78	13.329	10:59:25.477
2 -	40.657	26.695	1:07.352 (3)	64.56	1.301	11:00:32.829
3 -	39.825	26.319	1:06.144 (2)	65.74	0.093	11:01:38.973
4 -	40.136	25.915	1:06.051 (1)	65.83		11:02:45.024

P33 44 J		Sam GREEN		Kawasaki NINJA 300 -		
IDEAL LAP TIME : 1:00.214		BEST LAP TIME : 1:00.214		DIFFERENCE : 0.000		
LAP	SECTOR 1	SECTOR 2	LAP TIME	MPH	DIFF	TIME OF DAY
1 -		25.098	1:10.698	61.50	10.484	10:59:16.795
2 -	37.933	25.740	1:03.673 (3)	68.29	3.459	11:00:20.468
3 -	37.397	24.493	1:01.890 (2)	70.26	1.676	11:01:22.358
4 -	36.275	23.939	1:00.214 (1)	72.21		11:02:22.572

P34 50 J		Jay YELDHAM		Kawasaki NINJA 300 - WKD Installations		
IDEAL LAP TIME : 1:04.953		BEST LAP TIME : 1:05.127		DIFFERENCE : 0.174		
LAP	SECTOR 1	SECTOR 2	LAP TIME	MPH	DIFF	TIME OF DAY
1 -		26.710	1:15.298	57.75	10.171	10:59:21.395
2 -	39.082	26.074	1:05.156 (2)	66.74	0.029	11:00:26.551
3 -	39.256	25.871	1:05.127 (1)	66.77		11:01:31.678

BMCRC - MRO Championships 2022 - Rnd 1 @ Brands Hatch Indy

ACU Team Green Junior Cup & Senior 300

RACE 2 - BEST SECTORS

SECTOR 1			SECTOR 2			IDEAL / BEST COMPARISON						
POS	NO	NAME	TIME	NO	NAME	TIME	POS	NO	NAME	IDEAL	BEST	DIFF
									PERFECT LAP	57.328		
1	60	DOCHERTY	34.210	97	PLATT	23.118	1	60	DOCHERTY	57.591	57.619	0.028
2	8	ATKINSON	34.798	60	DOCHERTY	23.381	2	97	PLATT	58.237	58.237	0.000
3	97	PLATT	35.119	131	MELLOR	23.653	3	8	ATKINSON	58.576	58.628	0.052
4	19	O'MARA	35.260	0	BILO	23.658	4	131	MELLOR	58.998	58.998	0.000
5	131	MELLOR	35.345	19	O'MARA	23.739	5	19	O'MARA	58.999	58.999	0.000
6	777	HARDY	35.651	8	ATKINSON	23.778	6	777	HARDY	59.454	1:00.637	1.183
7	0	BILO	35.816	777	HARDY	23.803	7	0	BILO	59.474	59.474	0.000
8	44	GREEN	36.275	44	GREEN	23.939	8	44	GREEN	1:00.214	1:00.214	0.000
9	32	MURRAY	36.492	118	HALL	24.170	9	95	MARSHALL	1:00.889	1:00.889	0.000
10	95	MARSHALL	36.544	125	JOLLIFFE	24.229	10	32	MURRAY	1:00.942	1:01.327	0.385
11	311	WARD	36.626	95	MARSHALL	24.345	11	311	WARD	1:00.973	1:00.973	0.000
12	34	ARBON	36.802	311	WARD	24.347	12	31	PARK	1:01.208	1:01.208	0.000
13	31	PARK	36.853	31	PARK	24.355	13	125	JOLLIFFE	1:01.287	1:01.287	0.000
14	125	JOLLIFFE	37.058	32	MURRAY	24.450	14	34	ARBON	1:01.344	1:01.600	0.256
15	70	WHITE	37.100	34	ARBON	24.542	15	118	HALL	1:01.736	1:02.057	0.321
16	91	HIRST	37.251	70	WHITE	25.002	16	70	WHITE	1:02.102	1:02.238	0.136
17	173	HEANAN	37.481	91	HIRST	25.024	17	91	HIRST	1:02.275	1:02.275	0.000
18	118	HALL	37.566	48	SABBARTON	25.064	18	173	HEANAN	1:02.591	1:02.995	0.404
19	48	SABBARTON	37.827	14	McCARTNEY	25.065	19	48	SABBARTON	1:02.891	1:02.891	0.000
20	66	SMITH	37.894	173	HEANAN	25.110	20	66	SMITH	1:03.217	1:03.343	0.126
21	14	McCARTNEY	38.173	66	SMITH	25.323	21	14	McCARTNEY	1:03.238	1:03.238	0.000
22	87	CLEARY	38.238	41	ROBEY	25.360	22	99	MELLOR	1:04.164	1:04.164	0.000
23	99	MELLOR	38.479	99	MELLOR	25.685	23	87	CLEARY	1:04.172	1:04.613	0.441
24	77	WHITE	38.547	56	HAYES-WOLFF	25.849	24	27	DORLING	1:04.417	1:04.671	0.254
25	27	DORLING	38.556	27	DORLING	25.861	25	41	ROBEY	1:04.767	1:04.812	0.045
26	58	WOOD	38.747	50	YELDHAM	25.871	26	58	WOOD	1:04.819	1:04.949	0.130
27	50	YELDHAM	39.082	54	SCOTT	25.915	27	77	WHITE	1:04.859	1:04.859	0.000
28	62	BETTRIDGE	39.157	62	BETTRIDGE	25.928	28	50	YELDHAM	1:04.953	1:05.127	0.174
29	41	ROBEY	39.407	87	CLEARY	25.934	29	62	BETTRIDGE	1:05.085	1:05.085	0.000
30	4	FRANKLIN	39.459	4	FRANKLIN	25.944	30	4	FRANKLIN	1:05.403	1:05.403	0.000
31	18	HIGGINS	39.542	67	JONES	26.054	31	18	HIGGINS	1:05.600	1:05.600	0.000
32	67	JONES	39.629	18	HIGGINS	26.058	32	67	JONES	1:05.683	1:05.950	0.267
33	54	SCOTT	39.825	58	WOOD	26.072	33	54	SCOTT	1:05.740	1:06.051	0.311
34	56	HAYES-WOLFF	39.952	77	WHITE	26.312	34	56	HAYES-WOLFF	1:05.801	1:05.838	0.037
35												

BMCRC - MRO Championships 2022 - Rnd 1 @ Brands Hatch Indy

ACU Team Green Junior Cup & Senior 300

RACE 2 - STATISTICS

Competitors Started 35
Planned Start 2022-03-13 @ 10:42:00.000
Actual Start 2022-03-13 @ 10:58:06.096
Finish Time 2022-03-13 @ 11:03:06.471
Track Length 1.2079mi.
Total Laps 141
Total Distance Covered 170.3203mi.

Session Fastest Lap History

NO	CL	NAME	LAP TIME	TIME OF DAY	LAP	VEHICLE
8	S	Phil ATKINSON	59.588	11:00:11.388	2	Kawasaki NINJA 400
60	J	Lennon DOCHERTY	58.902	11:00:12.092	2	Kawasaki NINJA 400
60	J	Lennon DOCHERTY	57.619	11:01:09.726	3	Kawasaki NINJA 400

Session Leader History

NO	CL	NAME	FROM LAP	LAPS LED	DISTANCE	VEHICLE
8	S	Phil ATKINSON	1	2	2.41 miles	Kawasaki NINJA 400
60	J	Lennon DOCHERTY	3	3	3.62 miles	Kawasaki NINJA 400

Flag History

TYPE	TIME OF DAY
GREEN	10:58:06.096
FINISH	11:03:06.471

Flag Statistics

TYPE	COUNT	TOTAL LAPS	TOTAL TIME
Green	1	5	6:24.085
Red	0	0	0.000
Safety Car	0	0	0.000
FCY	0	0	0.000

BMCRC - MRO Championships 2022 - Rnd 1 @ Brands Hatch Indy

ACU Team Green Junior Cup & Senior 300

RACE 2 - STATISTICS

CLASS : S

13 Starters

Fastest Lap History

NO	NAME	LAP TIME	TIME OF DAY	LAP	VEHICLE
8	Phil ATKINSON	59.588	11:00:11.388	2	Kawasaki NINJA 400
8	Phil ATKINSON	58.715	11:01:10.102	3	Kawasaki NINJA 400
8	Phil ATKINSON	58.628	11:02:08.730	4	Kawasaki NINJA 400

Leader History

NO	NAME	FROM LAP	LAPS LED	DISTANCE	VEHICLE
8	Phil ATKINSON	1	5	6.03 miles	Kawasaki NINJA 400

BMCRC - MRO Championships 2022 - Rnd 1 @ Brands Hatch Indy

ACU Team Green Junior Cup & Senior 300

RACE 2 - STATISTICS

CLASS : J

22 Starters

Fastest Lap History

NO	NAME	LAP TIME	TIME OF DAY	LAP	VEHICLE
19	James O'MARA	59.754	11:00:12.077	2	Kawasaki NINJA 300
60	Lennon DOCHERTY	58.902	11:00:12.092	2	Kawasaki NINJA 400
60	Lennon DOCHERTY	57.619	11:01:09.726	3	Kawasaki NINJA 400

Leader History

NO	NAME	FROM LAP	LAPS LED	DISTANCE	VEHICLE
97	Ben PLATT	1	1	1.20 miles	Kawasaki NINJA 400
19	James O'MARA	2	1	1.20 miles	Kawasaki NINJA 300
60	Lennon DOCHERTY	3	3	3.62 miles	Kawasaki NINJA 400

BMCRC - MRO Championships 2022 - Rnd 1 @ Brands Hatch Indy



ACU Team Green Junior Cup & Senior 300

RACE 12 - GRID (12 Laps)



ROW 12	36	400	Stuart THURTLÉ	35	73	Jemma HANNAFORD	34	54	Ben SCOTT	1:06.051
ROW 11				33	67	Iwan JONES	32	56	Jack HAYES-WOLFF	1:05.838
							31	18	George HIGGINS	1:05.600
ROW 10	30	4	Nigel FRANKLIN	29	50	Jay YELDHAM	28	62	Nicholas BETTRIDGE	1:05.085
ROW 9				27	58	Matthew WOOD	26	77	Joe WHITE	1:04.859
							25	41	Stephen ROBEY	1:04.812
ROW 8	24	27	Felix DORLING	23	87	James CLEARY	22	99	Owen MELLOR	1:04.164
ROW 7				21	66	Mark SMITH	20	14	Maryann McCARTNEY	1:03.238
							19	173	Jason HEANAN	1:02.995
ROW 6	18	48	Kevin SABBARTON	17	91	Sam HIRST	16	70	Justin WHITE	1:02.238
ROW 5				15	118	Max HALL	14	34	Oliver ARBON	1:01.600
							13	32	Conor MURRAY	1:01.327
ROW 4	12	125	Ben JOLLIFFE	11	31	Robbie PARK	10	311	Nathan-Ellis WARD	1:00.973
ROW 3				9	95	Greg MARSHALL	8	777	Maximus HARDY	1:00.637
							7	44	Sam GREEN	1:00.214
ROW 2	6	0	Riccardo BILO	5	19	James O'MARA	4	131	Dylan MELLOR	58.998
ROW 1				3	8	Phil ATKINSON	2	97	Ben PLATT	58.237
							1	60	Lennon DOCHERTY	57.619
										Pole

Brands Hatch Indy: 1.2079 miles

These results are provisional until the conclusion of any judicial and technical matters.

Clerk Of Course :	Stewards :	Timekeeper : Craig Smith
-------------------	------------	--------------------------

Results can be found at www.tsl-timing.com

Printed - 11:11 Sunday, 13 March 2022



BMCRC - MRO Championships 2022 - Rnd 1 @ Brands Hatch Indy



ACU Team Green Junior Cup & Senior 300

RACE 12 - CLASSIFICATION

Kawasaki

POS	NO	CL	PIC NAME	ENTRY	LAPS	TIME	GAP	DIFF	MPH	BEST	ON
1	19	J	1 James O'MARA	Kawasaki NINJA 300 - BRP Machining Ltd	6	6:21.145			68.45	1:01.508	6
2	777	J	2 Maximus HARDY	Kawasaki NINJA 400 - DAD	6	6:21.268	0.123	0.123	68.43	1:01.495	6
3	8	S	1 Phil ATKINSON	Kawasaki NINJA 400 - ROSE MOT	6	6:21.463	0.318	0.195	68.39	1:01.609	6
4	60	J	3 Lennon DOCHERTY	Kawasaki NINJA 400 - Doc Fit Training	6	6:26.742	5.597	5.279	67.46	1:03.307	3
5	31	J	4 Robbie PARK	Kawasaki NINJA -	6	6:27.447	6.302	0.705	67.34	1:00.971	6
6	131	J	5 Dylan MELLOR	Kawasaki NINJA 300 - BDS Motorcycles	6	6:29.603	8.458	2.156	66.96	1:02.194	6
7	0	S	2 Riccardo BILO	Kawasaki NINJA 300 -	6	6:29.688	8.543	0.085	66.95	1:02.199	6
8	118	J	6 Max HALL	Kawasaki NINJA 300 - Racecraft rider development	6	6:29.965	8.820	0.277	66.90	1:02.181	6
9	34	J	7 Oliver ARBON	Kawasaki NINJA 400 - TT Plumbing & Heating	6	6:32.892	11.747	2.927	66.40	1:03.393	6
10	95	J	8 Greg MARSHALL	Kawasaki NINJA 300 - Mum & Dad	6	6:32.930	11.785	0.038	66.40	1:03.205	5
11	91	J	9 Sam HIRST	Kawasaki NINJA - Valley Racing	6	6:35.538	14.393	2.608	65.96	1:02.199	4
12	125	J	10 Ben JOLLIFFE	Kawasaki NINJA 300 -	6	6:36.763	15.618	1.225	65.76	1:03.034	6
13	311	J	11 Nathan-Ellis WARD	Kawasaki NINJA 300 - Zipped up racing	6	6:42.041	20.896	5.278	64.89	1:04.672	5
14	32	S	3 Conor MURRAY	Kawasaki NINJA 300 -	6	6:44.637	23.492	2.596	64.48	1:04.457	6
15	99	J	12 Owen MELLOR	Kawaski - BDS Motorcycles	6	6:45.433	24.288	0.796	64.35	1:05.472	4
16	66	S	4 Mark SMITH	Kawasaki NINJA 300 - MHP EXHAUST'S	6	6:45.825	24.680	0.392	64.29	1:05.404	6
17	58	J	13 Matthew WOOD	Kawasaki NINJA 300 -	6	6:46.399	25.254	0.574	64.20	1:04.559	6
18	27	J	14 Felix DORLING	Kawasaki NINJA 400 - Kernow Controls	6	6:46.900	25.755	0.501	64.12	1:05.361	6
19	87	J	15 James CLEARY	Kawasaki NINJA 300 - Mum and Dad	6	6:47.131	25.986	0.231	64.08	1:05.044	6
20	41	S	5 Stephen ROBEY	Kawasaki NINJA 250 - A&L Composites	6	6:47.866	26.721	0.735	63.97	1:05.323	6
21	70*	S	6 Justin WHITE	Kawasaki NINJA 400 - Just In Graphics	6	6:48.849	27.704	0.983	63.81	1:03.654	5
22	56	S	7 Jack HAYES-WOLFF	Kawasaki NINJA 300 -	6	6:58.863	37.718	10.014	62.29	1:07.376	2
23	62	S	8 Nicholas BETTRIDGE	Kawasaki NINJA - Weald builders	6	6:59.216	38.071	0.353	62.23	1:07.990	2
24	67	J	16 Iwan JONES	Kawasaki NINJA 300 -	6	7:00.019	38.874	0.803	62.12	1:06.617	5
25	77	J	17 Joe WHITE	Kawasaki NINJA 400 - Just In Graphics /MZ CONTR	6	7:00.050	38.905	0.031	62.11	1:06.810	5
26	18	J	18 George HIGGINS	Kawasaki NINJA 400 - Aztec Racing	6	7:00.453	39.308	0.403	62.05	1:06.478	5
27	4	S	9 Nigel FRANKLIN	Kawasaki NINJA - Jane Franklin	6	7:06.947	45.802	6.494	61.11	1:07.943	4
28	50	J	19 Jay YELDHAM	Kawasaki NINJA 300 - WKD Installations	6	7:10.521	49.376	3.574	60.60	1:07.782	6
29	73	S	10 Jemma HANNAFORD	Kawasaki NINJA 300 -	6	7:11.104	49.959	0.583	60.52	1:08.059	6
30	54	S	11 Ben SCOTT	Kawasaki NINJA 250 - GI Landscapes VampTech	6	7:11.828	50.683	0.724	60.42	1:07.350	6

NOT CLASSIFIED

DNF	48	S	Kevin SABBARTON	Kawasaki NINJA 300 -	2	2:21.628	4 Laps	4 Laps	61.40	1:07.025	2
DNF	14	J	Maryann McCARTNEY	Kawasaki NINJA 300 -	2	2:25.733	4 Laps	4.105	59.67	1:06.230	2
DNF	97	J	Ben PLATT	Kawasaki NINJA 400 - ADSS Ltd	0						

FASTEST LAP

31	J	Robbie PARK	Kawasaki NINJA -	6	1:00.971	71.32 mph	114.78 kph
8	S	Phil ATKINSON	Kawasaki NINJA 400 - ROSE MOT	6	1:01.609	70.58 mph	113.59 kph

* Bike 70 - 10 second penalty - yellow flag infringement

Class J - 92.5% of Race Speed = 63.31 mph

Class S - 92.5% of Race Speed = 63.26 mph

Weather / Track : Cloudy / Wet

These results are provisional until the conclusion of any judicial and technical matters.

Race Distance: 6 Laps / 7.24 miles

Brands Hatch Indy: 1.2079 miles

Date: 13/03/2022 Start: 15:51 Finish: 15:58

Clerk Of Course :	Stewards :	Timekeeper : Craig Smith
-------------------	------------	--------------------------

Results can be found at www.tsl-timing.com

Printed - 15:59 Sunday, 13 March 2022



BMCRC - MRO Championships 2022 - Rnd 1 @ Brands Hatch Indy

ACU Team Green Junior Cup & Senior 300

RACE 12 - LAP CHART

LAP 1 @ 15:52:48.818

NO	BEHIND	LAP TIME
8		1:09.298
60	0.063	1:09.361
19	0.398	1:09.696
777	0.781	1:10.079
131	2.828	1:12.126
0	3.133	1:12.431
34	3.600	1:12.898
95	4.005	1:13.303
125	5.025	1:14.323
311	5.048	1:14.346
48	5.305	1:14.603
31	5.445	1:14.743
118	5.567	1:14.865
70	5.912	1:15.210
32	6.274	1:15.572
66	6.422	1:15.720
99	7.038	1:16.336
91	7.169	1:16.467
27	7.573	1:16.871
41	8.024	1:17.322
87	8.361	1:17.659
62	8.561	1:17.859
58	8.666	1:17.964
14	10.205	1:19.503
56	10.652	1:19.950
77	10.745	1:20.043
67	11.614	1:20.912
18	12.007	1:21.305
4	12.987	1:22.285
50	13.440	1:22.738
73	14.205	1:23.503
54	14.448	1:23.746

LAP 2 @ 15:53:51.524

NO	BEHIND	LAP TIME
8		1:02.706
19	0.663	1:02.971
60	1.005	1:03.648
777	1.392	1:03.317
131	5.185	1:05.063
0	5.271	1:04.844
34	5.370	1:04.476
95	6.636	1:05.337
31	6.826	1:04.087
118	7.030	1:04.169
125	8.906	1:06.587
311	8.927	1:06.585
48	9.624	1:07.025
32	9.784	1:06.216
70	9.984	1:06.778
66	10.120	1:06.404
99	10.447	1:06.115
91	10.532	1:06.069
27	11.400	1:06.533
41	12.140	1:06.822
87	12.696	1:07.041
58	12.779	1:06.819
14	13.729	1:06.230
62	13.845	1:07.990
56	15.322	1:07.376
77	16.944	1:08.905
67	18.185	1:09.277
18	18.598	1:09.297

4	21.190	1:10.909
50	22.271	1:11.537
73	23.559	1:12.060
54	23.892	1:12.150

LAP 3 @ 15:54:53.651

NO	BEHIND	LAP TIME
8		1:02.127
19	0.121	1:01.585
777	1.190	1:01.925
60	2.185	1:03.307
0	6.856	1:03.712
131	6.900	1:03.842
31	7.350	1:02.651
118	7.740	1:02.837
34	7.833	1:04.590
95	8.677	1:04.168
125	11.257	1:04.478
311	12.308	1:05.508
70	12.664	1:04.807
91	13.768	1:05.363
66	14.639	1:06.646
99	14.694	1:06.374
32	14.973	1:07.316
27	15.418	1:06.145
41	15.863	1:05.850
87	16.535	1:05.966
58	16.697	1:06.045
62	19.948	1:08.230
56	21.116	1:07.921
77	23.477	1:08.660
67	23.861	1:07.803
18	24.379	1:07.908
4	27.267	1:08.204
50	29.821	1:09.677
73	30.482	1:09.050
54	32.868	1:11.103

LAP 4 @ 15:55:56.509

NO	BEHIND	LAP TIME
19		1:02.737
8	0.084	1:02.942
777	0.406	1:02.074
60	2.792	1:03.465
131	7.485	1:03.443
31	7.592	1:03.100
0	7.769	1:03.771
118	7.874	1:02.992
34	9.012	1:04.037
95	9.276	1:03.457
125	12.759	1:04.360
91	13.109	1:02.199
70	14.486	1:04.680
311	15.162	1:05.712
99	17.308	1:05.472
66	17.745	1:05.964
32	17.879	1:05.764
27	18.774	1:06.214
41	19.107	1:06.102
87	19.379	1:05.702
58	19.507	1:05.668
62	25.621	1:08.531
56	26.065	1:07.807
77	28.028	1:07.409
67	28.415	1:07.412

18	28.889	1:07.368
4	32.352	1:07.943
50	36.783	1:09.820
73	37.661	1:10.037
54	39.390	1:09.380

LAP 5 @ 15:56:59.157

NO	BEHIND	LAP TIME
19		1:02.648
777	0.136	1:02.378
8	0.217	1:02.781
60	3.609	1:03.465
31	6.839	1:01.895
131	7.772	1:02.935
0	7.852	1:02.731
118	8.147	1:02.921
95	9.833	1:03.205
34	9.862	1:03.498
91	13.591	1:03.130
125	14.092	1:03.981
70	15.492	1:03.654
311	17.186	1:04.672
99	20.286	1:05.626
32	20.543	1:05.312
66	20.784	1:05.687
27	21.902	1:05.776
58	22.203	1:05.344
87	22.450	1:05.719
41	22.906	1:06.447
62	31.200	1:08.227
56	31.340	1:07.923
77	32.190	1:06.810
67	32.384	1:06.617
18	32.719	1:06.478
4	38.315	1:08.611
50	43.102	1:08.967
73	43.408	1:08.395
54	44.841	1:08.099

LAP 6 @ 15:58:00.665

NO	BEHIND	LAP TIME
19		1:01.508
777	0.123	1:01.495
8	0.318	1:01.609
60	5.597	1:03.496
31	6.302	1:00.971
131	8.458	1:02.194
0	8.543	1:02.199
118	8.820	1:02.181
34	11.747	1:03.393
95	11.785	1:03.460
91	14.393	1:02.310
125	15.618	1:03.034
70	17.704	1:03.720
311	20.896	1:05.218
32	23.492	1:04.457
99	24.288	1:05.510
66	24.680	1:05.404
58	25.254	1:04.559
27	25.755	1:05.361
87	25.986	1:05.044
41	26.721	1:05.323
56	37.718	1:07.886
62	38.071	1:08.379
67	38.874	1:07.998

77	38.905	1:08.223
18	39.308	1:08.097
4	45.802	1:08.995
50	49.376	1:07.782
73	49.959	1:08.059
54	50.683	1:07.350

BMCRC - MRO Championships 2022 - Rnd 1 @ Brands Hatch Indy

ACU Team Green Junior Cup & Senior 300

RACE 12 - SECTOR ANALYSIS



SECTOR 1 = FL to I1, SECTOR 2 = I1 to FL, DIFF = Difference To Personal Best Lap, P = Crossed Finish Line in Pit Lane, D = Time Disallowed

P1		19 J		James O'MARA		Kawasaki NINJA 300 - BRP Machining Ltd	
IDEAL LAP TIME : 1:01.373		BEST LAP TIME : 1:01.508		DIFFERENCE : 0.135			
LAP	SECTOR 1	SECTOR 2	LAP TIME	MPH	DIFF	TIME OF DAY	
1 -		25.653	1:09.696	62.39	8.188	15:52:49.216	
2 -	37.915	25.056	1:02.971	69.05	1.463	15:53:52.187	
3 -	36.840	24.745	1:01.585 (2)	70.61	0.077	15:54:53.772	
4 -	37.518	25.219	1:02.737	69.31	1.229	15:55:56.509	
5 -	37.409	25.239	1:02.648 (3)	69.41	1.140	15:56:59.157	
6 -	36.628	24.880	1:01.508 (1)	70.69		15:58:00.665	

P2		777 J		Maximus HARDY		Kawasaki NINJA 400 - DAD	
IDEAL LAP TIME : 1:01.388		BEST LAP TIME : 1:01.495		DIFFERENCE : 0.107			
LAP	SECTOR 1	SECTOR 2	LAP TIME	MPH	DIFF	TIME OF DAY	
1 -		25.626	1:10.079	62.05	8.584	15:52:49.599	
2 -	38.017	25.300	1:03.317	68.67	1.822	15:53:52.916	
3 -	37.127	24.798	1:01.925 (2)	70.22	0.430	15:54:54.841	
4 -	37.087	24.987	1:02.074 (3)	70.05	0.579	15:55:56.915	
5 -	37.045	25.333	1:02.378	69.71	0.883	15:56:59.293	
6 -	36.590	24.905	1:01.495 (1)	70.71		15:58:00.788	

P3		8 S		Phil ATKINSON		Kawasaki NINJA 400 - ROSE MOT	
IDEAL LAP TIME : 1:01.609		BEST LAP TIME : 1:01.609		DIFFERENCE : 0.000			
LAP	SECTOR 1	SECTOR 2	LAP TIME	MPH	DIFF	TIME OF DAY	
1 -		25.845	1:09.298	62.75	7.689	15:52:48.818	
2 -	37.377	25.329	1:02.706 (3)	69.34	1.097	15:53:51.524	
3 -	36.929	25.198	1:02.127 (2)	69.99	0.518	15:54:53.651	
4 -	37.807	25.135	1:02.942	69.08	1.333	15:55:56.593	
5 -	37.340	25.441	1:02.781	69.26	1.172	15:56:59.374	
6 -	36.852	24.757	1:01.609 (1)	70.58		15:58:00.983	

P4		60 J		Lennon DOCHERTY		Kawasaki NINJA 400 - Doc Fit Training	
IDEAL LAP TIME : 1:02.961		BEST LAP TIME : 1:03.307		DIFFERENCE : 0.346			
LAP	SECTOR 1	SECTOR 2	LAP TIME	MPH	DIFF	TIME OF DAY	
1 -		26.387	1:09.361	62.69	6.054	15:52:48.881	
2 -	38.373	25.275	1:03.648	68.32	0.341	15:53:52.529	
3 -	37.963	25.344	1:03.307 (1)	68.69		15:54:55.836	
4 -	38.187	25.278	1:03.465 (2)	68.51	0.158	15:55:59.301	
5 -	38.238	25.227	1:03.465 (2)	68.51	0.158	15:57:02.766	
6 -	37.734	25.762	1:03.496	68.48	0.189	15:58:06.262	

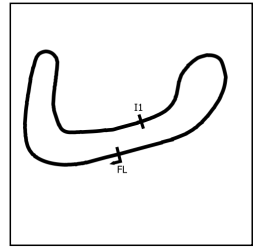
P5		31 J		Robbie PARK		Kawasaki NINJA -	
IDEAL LAP TIME : 1:00.971		BEST LAP TIME : 1:00.971		DIFFERENCE : 0.000			
LAP	SECTOR 1	SECTOR 2	LAP TIME	MPH	DIFF	TIME OF DAY	
1 -		27.054	1:14.743	58.18	13.772	15:52:54.263	
2 -	39.251	24.836	1:04.087	67.85	3.116	15:53:58.350	
3 -	37.462	25.189	1:02.651 (3)	69.40	1.680	15:55:01.001	
4 -	37.804	25.296	1:03.100	68.91	2.129	15:56:04.101	
5 -	37.449	24.446	1:01.895 (2)	70.25	0.924	15:57:05.996	
6 -	36.577	24.394	1:00.971 (1)	71.32		15:58:06.967	

P6		131 J		Dylan MELLOR		Kawasaki NINJA 300 - BDS Motorcycles	
IDEAL LAP TIME : 1:02.194		BEST LAP TIME : 1:02.194		DIFFERENCE : 0.000			
LAP	SECTOR 1	SECTOR 2	LAP TIME	MPH	DIFF	TIME OF DAY	
1 -		26.407	1:12.126	60.29	9.932	15:52:51.646	
2 -	38.915	26.148	1:05.063	66.83	2.869	15:53:56.709	
3 -	38.099	25.743	1:03.842	68.11	1.648	15:55:00.551	
4 -	38.030	25.413	1:03.443 (3)	68.54	1.249	15:56:03.994	
5 -	37.670	25.265	1:02.935 (2)	69.09	0.741	15:57:06.929	
6 -	36.974	25.220	1:02.194 (1)	69.91		15:58:09.123	

BMCRC - MRO Championships 2022 - Rnd 1 @ Brands Hatch Indy

ACU Team Green Junior Cup & Senior 300

RACE 12 - SECTOR ANALYSIS



SECTOR 1 = FL to I1, SECTOR 2 = I1 to FL, DIFF = Difference To Personal Best Lap, P = Crossed Finish Line in Pit Lane, D = Time Disallowed

P7		0 S	Riccardo BILO		Kawasaki NINJA 300 -		
IDEAL LAP TIME : 1:02.199		BEST LAP TIME : 1:02.199		DIFFERENCE : 0.000			
LAP	SECTOR 1	SECTOR 2	LAP TIME	MPH	DIFF	TIME OF DAY	
1 -		26.338	1:12.431	60.03	10.232	15:52:51.951	
2 -	38.781	26.063	1:04.844	67.06	2.645	15:53:56.795	
3 -	38.129	25.583	1:03.712 (3)	68.25	1.513	15:55:00.507	
4 -	38.337	25.434	1:03.771	68.19	1.572	15:56:04.278	
5 -	37.608	25.123	1:02.731 (2)	69.32	0.532	15:57:07.009	
6 -	37.181	25.018	1:02.199 (1)	69.91		15:58:09.208	

P8		118 J	Max HALL		Kawasaki NINJA 300 - Racecraft rider development		
IDEAL LAP TIME : 1:02.117		BEST LAP TIME : 1:02.181		DIFFERENCE : 0.064			
LAP	SECTOR 1	SECTOR 2	LAP TIME	MPH	DIFF	TIME OF DAY	
1 -		26.639	1:14.865	58.08	12.684	15:52:54.385	
2 -	39.409	24.760	1:04.169	67.76	1.988	15:53:58.554	
3 -	37.903	24.934	1:02.837 (2)	69.20	0.656	15:55:01.391	
4 -	38.470	24.522	1:02.992	69.03	0.811	15:56:04.383	
5 -	38.281	24.640	1:02.921 (3)	69.11	0.740	15:57:07.304	
6 -	37.595	24.586	1:02.181 (1)	69.93		15:58:09.485	

P9		34 J	Oliver ARBON		Kawasaki NINJA 400 - TT Plumbing & Heating		
IDEAL LAP TIME : 1:03.274		BEST LAP TIME : 1:03.393		DIFFERENCE : 0.119			
LAP	SECTOR 1	SECTOR 2	LAP TIME	MPH	DIFF	TIME OF DAY	
1 -		26.552	1:12.898	59.65	9.505	15:52:52.418	
2 -	38.539	25.937	1:04.476	67.44	1.083	15:53:56.894	
3 -	38.831	25.759	1:04.590	67.32	1.197	15:55:01.484	
4 -	38.625	25.412	1:04.037 (3)	67.90	0.644	15:56:05.521	
5 -	38.095	25.403	1:03.498 (2)	68.48	0.105	15:57:09.019	
6 -	37.871	25.522	1:03.393 (1)	68.59		15:58:12.412	

P10		95 J	Greg MARSHALL		Kawasaki NINJA 300 - Mum & Dad		
IDEAL LAP TIME : 1:03.205		BEST LAP TIME : 1:03.205		DIFFERENCE : 0.000			
LAP	SECTOR 1	SECTOR 2	LAP TIME	MPH	DIFF	TIME OF DAY	
1 -		26.915	1:13.303	59.32	10.098	15:52:52.823	
2 -	39.822	25.515	1:05.337	66.55	2.132	15:53:58.160	
3 -	38.927	25.241	1:04.168	67.76	0.963	15:55:02.328	
4 -	38.521	24.936	1:03.457 (2)	68.52	0.252	15:56:05.785	
5 -	38.394	24.811	1:03.205 (1)	68.80		15:57:08.990	
6 -	38.512	24.948	1:03.460 (3)	68.52	0.255	15:58:12.450	

P11		91 J	Sam HIRST		Kawasaki NINJA - Valley Racing		
IDEAL LAP TIME : 1:01.997		BEST LAP TIME : 1:02.199		DIFFERENCE : 0.202			
LAP	SECTOR 1	SECTOR 2	LAP TIME	MPH	DIFF	TIME OF DAY	
1 -		27.553	1:16.467	56.86	14.268	15:52:55.987	
2 -	40.130	25.939	1:06.069	65.81	3.870	15:54:02.056	
3 -	39.472	25.891	1:05.363	66.53	3.164	15:55:07.419	
4 -	37.586	24.613	1:02.199 (1)	69.91		15:56:09.618	
5 -	37.995	25.135	1:03.130 (3)	68.88	0.931	15:57:12.748	
6 -	37.384	24.926	1:02.310 (2)	69.78	0.111	15:58:15.058	

P12		125 J	Ben JOLLIFFE		Kawasaki NINJA 300 -		
IDEAL LAP TIME : 1:03.034		BEST LAP TIME : 1:03.034		DIFFERENCE : 0.000			
LAP	SECTOR 1	SECTOR 2	LAP TIME	MPH	DIFF	TIME OF DAY	
1 -		26.827	1:14.323	58.50	11.289	15:52:53.843	
2 -	40.372	26.215	1:06.587	65.30	3.553	15:54:00.430	
3 -	39.034	25.444	1:04.478	67.44	1.444	15:55:04.908	
4 -	38.716	25.644	1:04.360 (3)	67.56	1.326	15:56:09.268	
5 -	38.712	25.269	1:03.981 (2)	67.96	0.947	15:57:13.249	
6 -	37.833	25.201	1:03.034 (1)	68.98		15:58:16.283	

BMCRC - MRO Championships 2022 - Rnd 1 @ Brands Hatch Indy

ACU Team Green Junior Cup & Senior 300

RACE 12 - SECTOR ANALYSIS



SECTOR 1 = FL to I1, SECTOR 2 = I1 to FL, DIFF = Difference To Personal Best Lap, P = Crossed Finish Line in Pit Lane, D = Time Disallowed

P13 311 J Nathan-Ellis WARD		Kawasaki NINJA 300 - Zipped up racing				
IDEAL LAP TIME : 1:04.514		BEST LAP TIME : 1:04.672		DIFFERENCE : 0.158		
LAP	SECTOR 1	SECTOR 2	LAP TIME	MPH	DIFF	TIME OF DAY
1 -		26.923	1:14.346	58.49	9.674	15:52:53.866
2 -	40.257	26.328	1:06.585	65.30	1.913	15:54:00.451
3 -	39.474	26.034	1:05.508 (3)	66.38	0.836	15:55:05.959
4 -	39.862	25.850	1:05.712	66.17	1.040	15:56:11.671
5 -	38.664	26.008	1:04.672 (1)	67.24		15:57:16.343
6 -	38.953	26.265	1:05.218 (2)	66.67	0.546	15:58:21.561

P14 32 S Conor MURRAY		Kawasaki NINJA 300 -				
IDEAL LAP TIME : 1:04.457		BEST LAP TIME : 1:04.457		DIFFERENCE : 0.000		
LAP	SECTOR 1	SECTOR 2	LAP TIME	MPH	DIFF	TIME OF DAY
1 -		27.403	1:15.572	57.54	11.115	15:52:55.092
2 -	39.567	26.649	1:06.216	65.67	1.759	15:54:01.308
3 -	40.753	26.563	1:07.316	64.59	2.859	15:55:08.624
4 -	39.546	26.218	1:05.764 (3)	66.12	1.307	15:56:14.388
5 -	38.769	26.543	1:05.312 (2)	66.58	0.855	15:57:19.700
6 -	38.348	26.109	1:04.457 (1)	67.46		15:58:24.157

P15 99 J Owen MELLOR		Kawaski - BDS Motorcycles				
IDEAL LAP TIME : 1:05.448		BEST LAP TIME : 1:05.472		DIFFERENCE : 0.024		
LAP	SECTOR 1	SECTOR 2	LAP TIME	MPH	DIFF	TIME OF DAY
1 -		27.484	1:16.336	56.96	10.864	15:52:55.856
2 -	39.798	26.317	1:06.115	65.77	0.643	15:54:01.971
3 -	40.026	26.348	1:06.374	65.51	0.902	15:55:08.345
4 -	39.221	26.251	1:05.472 (1)	66.41		15:56:13.817
5 -	39.250	26.376	1:05.626 (3)	66.26	0.154	15:57:19.443
6 -	39.283	26.227	1:05.510 (2)	66.38	0.038	15:58:24.953

P16 66 S Mark SMITH		Kawasaki NINJA 300 - MHP EXHAUST'S				
IDEAL LAP TIME : 1:05.404		BEST LAP TIME : 1:05.404		DIFFERENCE : 0.000		
LAP	SECTOR 1	SECTOR 2	LAP TIME	MPH	DIFF	TIME OF DAY
1 -		27.161	1:15.720	57.42	10.316	15:52:55.240
2 -	40.139	26.265	1:06.404	65.48	1.000	15:54:01.644
3 -	39.886	26.760	1:06.646	65.24	1.242	15:55:08.290
4 -	39.591	26.373	1:05.964 (3)	65.92	0.560	15:56:14.254
5 -	39.496	26.191	1:05.687 (2)	66.20	0.283	15:57:19.941
6 -	39.358	26.046	1:05.404 (1)	66.48		15:58:25.345

P17 58 J Matthew WOOD		Kawasaki NINJA 300 -				
IDEAL LAP TIME : 1:04.559		BEST LAP TIME : 1:04.559		DIFFERENCE : 0.000		
LAP	SECTOR 1	SECTOR 2	LAP TIME	MPH	DIFF	TIME OF DAY
1 -		27.301	1:17.964	55.77	13.405	15:52:57.484
2 -	40.305	26.514	1:06.819	65.08	2.260	15:54:04.303
3 -	39.732	26.313	1:06.045	65.84	1.486	15:55:10.348
4 -	39.533	26.135	1:05.668 (3)	66.22	1.109	15:56:16.016
5 -	39.491	25.853	1:05.344 (2)	66.54	0.785	15:57:21.360
6 -	39.066	25.493	1:04.559 (1)	67.35		15:58:25.919

P18 27 J Felix DORLING		Kawasaki NINJA 400 - Kernow Controls				
IDEAL LAP TIME : 1:05.156		BEST LAP TIME : 1:05.361		DIFFERENCE : 0.205		
LAP	SECTOR 1	SECTOR 2	LAP TIME	MPH	DIFF	TIME OF DAY
1 -		27.718	1:16.871	56.57	11.510	15:52:56.391
2 -	39.878	26.655	1:06.533	65.36	1.172	15:54:02.924
3 -	39.554	26.591	1:06.145 (3)	65.74	0.784	15:55:09.069
4 -	39.664	26.550	1:06.214	65.67	0.853	15:56:15.283
5 -	39.396	26.380	1:05.776 (2)	66.11	0.415	15:57:21.059
6 -	39.601	25.760	1:05.361 (1)	66.53		15:58:26.420

BMCRC - MRO Championships 2022 - Rnd 1 @ Brands Hatch Indy

ACU Team Green Junior Cup & Senior 300

RACE 12 - SECTOR ANALYSIS



SECTOR 1 = FL to I1, SECTOR 2 = I1 to FL, DIFF = Difference To Personal Best Lap, P = Crossed Finish Line in Pit Lane, D = Time Disallowed

P19 87 J James CLEARY		Kawasaki NINJA 300 - Mum and Dad				
IDEAL LAP TIME : 1:04.869		BEST LAP TIME : 1:05.044		DIFFERENCE : 0.175		
LAP	SECTOR 1	SECTOR 2	LAP TIME	MPH	DIFF	TIME OF DAY
1 -		28.428	1:17.659	55.99	12.615	15:52:57.179
2 -	40.191	26.850	1:07.041	64.86	1.997	15:54:04.220
3 -	39.528	26.438	1:05.966	65.92	0.922	15:55:10.186
4 -	39.439	26.263	1:05.702 (2)	66.18	0.658	15:56:15.888
5 -	39.211	26.508	1:05.719 (3)	66.16	0.675	15:57:21.607
6 -	39.386	25.658	1:05.044 (1)	66.85		15:58:26.651

P20 41 S Stephen ROBEY		Kawasaki NINJA 250 - A&L Composites				
IDEAL LAP TIME : 1:05.323		BEST LAP TIME : 1:05.323		DIFFERENCE : 0.000		
LAP	SECTOR 1	SECTOR 2	LAP TIME	MPH	DIFF	TIME OF DAY
1 -		27.053	1:17.322	56.24	11.999	15:52:56.842
2 -	40.280	26.542	1:06.822	65.07	1.499	15:54:03.664
3 -	39.525	26.325	1:05.850 (2)	66.03	0.527	15:55:09.514
4 -	39.706	26.396	1:06.102 (3)	65.78	0.779	15:56:15.616
5 -	40.418	26.029	1:06.447	65.44	1.124	15:57:22.063
6 -	39.472	25.851	1:05.323 (1)	66.57		15:58:27.386

P21 70 S Justin WHITE		Kawasaki NINJA 400 - Just In Graphics				
IDEAL LAP TIME : 1:03.419		BEST LAP TIME : 1:03.654		DIFFERENCE : 0.235		
LAP	SECTOR 1	SECTOR 2	LAP TIME	MPH	DIFF	TIME OF DAY
1 -		27.285	1:15.210	57.81	11.556	15:52:54.730
2 -	40.406	26.372	1:06.778	65.12	3.124	15:54:01.508
3 -	38.771	26.036	1:04.807	67.10	1.153	15:55:06.315
4 -	39.178	25.502	1:04.680 (3)	67.23	1.026	15:56:10.995
5 -	38.282	25.372	1:03.654 (1)	68.31		15:57:14.649
6 -	38.047	25.673	1:03.720 (2)	68.24	0.066	15:58:18.369

P22 56 S Jack HAYES-WOLFF		Kawasaki NINJA 300 -				
IDEAL LAP TIME : 1:07.200		BEST LAP TIME : 1:07.376		DIFFERENCE : 0.176		
LAP	SECTOR 1	SECTOR 2	LAP TIME	MPH	DIFF	TIME OF DAY
1 -		27.796	1:19.950	54.39	12.574	15:52:59.470
2 -	40.917	26.459	1:07.376 (1)	64.54		15:54:06.846
3 -	41.137	26.784	1:07.921	64.02	0.545	15:55:14.767
4 -	40.988	26.819	1:07.807 (2)	64.13	0.431	15:56:22.574
5 -	40.741	27.182	1:07.923	64.02	0.547	15:57:30.497
6 -	41.268	26.618	1:07.886 (3)	64.05	0.510	15:58:38.383

P23 62 S Nicholas BETTRIDGE		Kawasaki NINJA - Weald builders				
IDEAL LAP TIME : 1:07.522		BEST LAP TIME : 1:07.990		DIFFERENCE : 0.468		
LAP	SECTOR 1	SECTOR 2	LAP TIME	MPH	DIFF	TIME OF DAY
1 -		28.338	1:17.859	55.85	9.869	15:52:57.379
2 -	41.078	26.912	1:07.990 (1)	63.95		15:54:05.369
3 -	40.642	27.588	1:08.230 (3)	63.73	0.240	15:55:13.599
4 -	41.129	27.402	1:08.531	63.45	0.541	15:56:22.130
5 -	40.755	27.472	1:08.227 (2)	63.73	0.237	15:57:30.357
6 -	41.499	26.880	1:08.379	63.59	0.389	15:58:38.736

P24 67 J Iwan JONES		Kawasaki NINJA 300 -				
IDEAL LAP TIME : 1:06.509		BEST LAP TIME : 1:06.617		DIFFERENCE : 0.108		
LAP	SECTOR 1	SECTOR 2	LAP TIME	MPH	DIFF	TIME OF DAY
1 -		28.889	1:20.912	53.74	14.295	15:53:00.432
2 -	41.556	27.721	1:09.277	62.77	2.660	15:54:09.709
3 -	40.595	27.208	1:07.803 (3)	64.13	1.186	15:55:17.512
4 -	40.761	26.651	1:07.412 (2)	64.50	0.795	15:56:24.924
5 -	39.858	26.759	1:06.617 (1)	65.27		15:57:31.541
6 -	41.291	26.707	1:07.998	63.95	1.381	15:58:39.539

BMCRC - MRO Championships 2022 - Rnd 1 @ Brands Hatch Indy

ACU Team Green Junior Cup & Senior 300

RACE 12 - SECTOR ANALYSIS



SECTOR 1 = FL to I1, SECTOR 2 = I1 to FL, DIFF = Difference To Personal Best Lap, P = Crossed Finish Line in Pit Lane, D = Time Disallowed

P25 77 J		Joe WHITE		Kawasaki NINJA 400 - Just In Graphics /MZ CONTRACTS/ Silver		
IDEAL LAP TIME : 1:06.445		BEST LAP TIME : 1:06.810		DIFFERENCE : 0.365		
LAP	SECTOR 1	SECTOR 2	LAP TIME	MPH	DIFF	TIME OF DAY
1 -		28.558	1:20.043	54.32	13.233	15:52:59.563
2 -	41.445	27.460	1:08.905	63.11	2.095	15:54:08.468
3 -	41.063	27.597	1:08.660	63.33	1.850	15:55:17.128
4 -	40.740	26.669	1:07.409 (2)	64.51	0.599	15:56:24.537
5 -	39.776	27.034	1:06.810 (1)	65.08		15:57:31.347
6 -	41.016	27.207	1:08.223 (3)	63.74	1.413	15:58:39.570

P26 18 J		George HIGGINS		Kawasaki NINJA 400 - Aztec Racing		
IDEAL LAP TIME : 1:06.478		BEST LAP TIME : 1:06.478		DIFFERENCE : 0.000		
LAP	SECTOR 1	SECTOR 2	LAP TIME	MPH	DIFF	TIME OF DAY
1 -		28.386	1:21.305	53.48	14.827	15:53:00.825
2 -	41.413	27.884	1:09.297	62.75	2.819	15:54:10.122
3 -	40.996	26.912	1:07.908 (3)	64.03	1.430	15:55:18.030
4 -	40.498	26.870	1:07.368 (2)	64.54	0.890	15:56:25.398
5 -	39.854	26.624	1:06.478 (1)	65.41		15:57:31.876
6 -	41.097	27.000	1:08.097	63.85	1.619	15:58:39.973

P27 4 S		Nigel FRANKLIN		Kawasaki NINJA - Jane Franklin		
IDEAL LAP TIME : 1:07.943		BEST LAP TIME : 1:07.943		DIFFERENCE : 0.000		
LAP	SECTOR 1	SECTOR 2	LAP TIME	MPH	DIFF	TIME OF DAY
1 -		28.647	1:22.285	52.84	14.342	15:53:01.805
2 -	43.250	27.659	1:10.909	61.32	2.966	15:54:12.714
3 -	41.330	26.874	1:08.204 (2)	63.75	0.261	15:55:20.918
4 -	41.178	26.765	1:07.943 (1)	64.00		15:56:28.861
5 -	41.743	26.868	1:08.611 (3)	63.38	0.668	15:57:37.472
6 -	41.804	27.191	1:08.995	63.02	1.052	15:58:46.467

P28 50 J		Jay YELDHAM		Kawasaki NINJA 300 - WKD Installations		
IDEAL LAP TIME : 1:07.603		BEST LAP TIME : 1:07.782		DIFFERENCE : 0.179		
LAP	SECTOR 1	SECTOR 2	LAP TIME	MPH	DIFF	TIME OF DAY
1 -		29.426	1:22.738	52.55	14.956	15:53:02.258
2 -	43.755	27.782	1:11.537	60.78	3.755	15:54:13.795
3 -	42.025	27.652	1:09.677 (3)	62.41	1.895	15:55:23.472
4 -	42.214	27.606	1:09.820	62.28	2.038	15:56:33.292
5 -	42.109	26.858	1:08.967 (2)	63.05	1.185	15:57:42.259
6 -	40.745	27.037	1:07.782 (1)	64.15		15:58:50.041

P29 73 S		Jemma HANNAFORD		Kawasaki NINJA 300 -		
IDEAL LAP TIME : 1:08.002		BEST LAP TIME : 1:08.059		DIFFERENCE : 0.057		
LAP	SECTOR 1	SECTOR 2	LAP TIME	MPH	DIFF	TIME OF DAY
1 -		28.466	1:23.503	52.07	15.444	15:53:03.023
2 -	44.260	27.800	1:12.060	60.34	4.001	15:54:15.083
3 -	42.205	26.845	1:09.050 (3)	62.97	0.991	15:55:24.133
4 -	42.569	27.468	1:10.037	62.09	1.978	15:56:34.170
5 -	41.847	26.548	1:08.395 (2)	63.58	0.336	15:57:42.565
6 -	41.454	26.605	1:08.059 (1)	63.89		15:58:50.624

P30 54 S		Ben SCOTT		Kawasaki NINJA 250 - GI Landscapes VampTech		
IDEAL LAP TIME : 1:07.350		BEST LAP TIME : 1:07.350		DIFFERENCE : 0.000		
LAP	SECTOR 1	SECTOR 2	LAP TIME	MPH	DIFF	TIME OF DAY
1 -		29.863	1:23.746	51.92	16.396	15:53:03.266
2 -	43.724	28.426	1:12.150	60.27	4.800	15:54:15.416
3 -	42.874	28.229	1:11.103	61.15	3.753	15:55:26.519
4 -	42.160	27.220	1:09.380 (3)	62.67	2.030	15:56:35.899
5 -	41.136	26.963	1:08.099 (2)	63.85	0.749	15:57:43.998
6 -	40.558	26.792	1:07.350 (1)	64.56		15:58:51.348

BMCRC - MRO Championships 2022 - Rnd 1 @ Brands Hatch Indy

ACU Team Green Junior Cup & Senior 300

RACE 12 - SECTOR ANALYSIS



SECTOR 1 = FL to I1, SECTOR 2 = I1 to FL, DIFF = Difference To Personal Best Lap, P = Crossed Finish Line in Pit Lane, D = Time Disallowed

P31 48 S		Kevin SABBARTON		Kawasaki NINJA 300 -			
IDEAL LAP TIME : 1:06.224		BEST LAP TIME : 1:07.025		DIFFERENCE : 0.801			
LAP	SECTOR 1	SECTOR 2	LAP TIME	MPH	DIFF	TIME OF DAY	
1 -		26.706	1:14.603	58.28	7.578	15:52:54.123	
2 -	40.531	26.494	1:07.025 (1)	64.88		15:54:01.148	

P32 14 J		Maryann McCARTNEY		Kawasaki NINJA 300 -			
IDEAL LAP TIME : 1:06.230		BEST LAP TIME : 1:06.230		DIFFERENCE : 0.000			
LAP	SECTOR 1	SECTOR 2	LAP TIME	MPH	DIFF	TIME OF DAY	
1 -		27.570	1:19.503	54.69	13.273	15:52:59.023	
2 -	39.885	26.345	1:06.230 (1)	65.65		15:54:05.253	

BMCRC - MRO Championships 2022 - Rnd 1 @ Brands Hatch Indy

ACU Team Green Junior Cup & Senior 300

RACE 12 - BEST SECTORS

SECTOR 1			SECTOR 2			IDEAL / BEST COMPARISON						
POS	NO	NAME	TIME	NO	NAME	TIME	POS	NO	NAME	IDEAL	BEST	DIFF
									PERFECT LAP	1:00.971		
1	31	PARK	36.577	31	PARK	24.394	1	31	PARK	1:00.971	1:00.971	0.000
2	777	HARDY	36.590	118	HALL	24.522	2	19	O'MARA	1:01.373	1:01.508	0.135
3	19	O'MARA	36.628	91	HIRST	24.613	3	777	HARDY	1:01.388	1:01.495	0.107
4	8	ATKINSON	36.852	19	O'MARA	24.745	4	8	ATKINSON	1:01.609	1:01.609	0.000
5	131	MELLOR	36.974	8	ATKINSON	24.757	5	91	HIRST	1:01.997	1:02.199	0.202
6	0	BILO	37.181	777	HARDY	24.798	6	118	HALL	1:02.117	1:02.181	0.064
7	91	HIRST	37.384	95	MARSHALL	24.811	7	131	MELLOR	1:02.194	1:02.194	0.000
8	118	HALL	37.595	0	BILO	25.018	8	0	BILO	1:02.199	1:02.199	0.000
9	60	DOCHERTY	37.734	125	JOLLIFFE	25.201	9	60	DOCHERTY	1:02.961	1:03.307	0.346
10	125	JOLLIFFE	37.833	131	MELLOR	25.220	10	125	JOLLIFFE	1:03.034	1:03.034	0.000
11	34	ARBON	37.871	60	DOCHERTY	25.227	11	95	MARSHALL	1:03.205	1:03.205	0.000
12	70	WHITE	38.047	70	WHITE	25.372	12	34	ARBON	1:03.274	1:03.393	0.119
13	32	MURRAY	38.348	34	ARBON	25.403	13	70	WHITE	1:03.419	1:03.654	0.235
14	95	MARSHALL	38.394	58	WOOD	25.493	14	32	MURRAY	1:04.457	1:04.457	0.000
15	311	WARD	38.664	87	CLEARY	25.658	15	311	WARD	1:04.514	1:04.672	0.158
16	58	WOOD	39.066	27	DORLING	25.760	16	58	WOOD	1:04.559	1:04.559	0.000
17	87	CLEARY	39.211	311	WARD	25.850	17	87	CLEARY	1:04.869	1:05.044	0.175
18	99	MELLOR	39.221	41	ROBEY	25.851	18	27	DORLING	1:05.156	1:05.361	0.205
19	66	SMITH	39.358	66	SMITH	26.046	19	41	ROBEY	1:05.323	1:05.323	0.000
20	27	DORLING	39.396	32	MURRAY	26.109	20	66	SMITH	1:05.404	1:05.404	0.000
21	41	ROBEY	39.472	99	MELLOR	26.227	21	99	MELLOR	1:05.448	1:05.472	0.024
22	48	SABBARTON	39.730	14	McCARTNEY	26.345	22	48	SABBARTON	1:06.224	1:07.025	0.801
23	77	WHITE	39.776	56	HAYES-WOLFF	26.459	23	14	McCARTNEY	1:06.230	1:06.230	0.000
24	18	HIGGINS	39.854	48	SABBARTON	26.494	24	77	WHITE	1:06.445	1:06.810	0.365
25	67	JONES	39.858	73	HANNAFORD	26.548	25	18	HIGGINS	1:06.478	1:06.478	0.000
26	14	McCARTNEY	39.885	18	HIGGINS	26.624	26	67	JONES	1:06.509	1:06.617	0.108
27	54	SCOTT	40.558	67	JONES	26.651	27	56	HAYES-WOLFF	1:07.200	1:07.376	0.176
28	62	BETTRIDGE	40.642	77	WHITE	26.669	28	54	SCOTT	1:07.350	1:07.350	0.000
29	56	HAYES-WOLFF	40.741	4	FRANKLIN	26.765	29	62	BETTRIDGE	1:07.522	1:07.990	0.468
30	50	YELDHAM	40.745	54	SCOTT	26.792	30	50	YELDHAM	1:07.603	1:07.782	0.179
31	4	FRANKLIN	41.178	50	YELDHAM	26.858	31	4	FRANKLIN	1:07.943	1:07.943	0.000
32	73	HANNAFORD	41.454	62	BETTRIDGE	26.880	32	73	HANNAFORD	1:08.002	1:08.059	0.057

33

BMCRC - MRO Championships 2022 - Rnd 1 @ Brands Hatch Indy

ACU Team Green Junior Cup & Senior 300

RACE 12 - STATISTICS

Competitors Started	33
Planned Start	2022-03-13 @ 14:40:00.000
Actual Start	2022-03-13 @ 15:51:39.519
Finish Time	2022-03-13 @ 15:58:00.664
Track Length	1.2079mi.
Total Laps	184
Total Distance Covered	222.2619mi.

Session Fastest Lap History

NO	CL	NAME	LAP TIME	TIME OF DAY	LAP	VEHICLE
8	S	Phil ATKINSON	1:02.706	15:53:51.535	2	Kawasaki NINJA 400
8	S	Phil ATKINSON	1:02.127	15:54:53.662	3	Kawasaki NINJA 400
19	J	James O'MARA	1:01.585	15:54:53.787	3	Kawasaki NINJA 300
19	J	James O'MARA	1:01.508	15:58:00.680	6	Kawasaki NINJA 300
777	J	Maximus HARDY	1:01.495	15:58:00.806	6	Kawasaki NINJA 400
31	J	Robbie PARK	1:00.971	15:58:06.982	6	Kawasaki NINJA

Session Leader History

NO	CL	NAME	FROM LAP	LAPS LED	DISTANCE	VEHICLE
8	S	Phil ATKINSON	1	3	3.62 miles	Kawasaki NINJA 400
19	J	James O'MARA	4	3	3.62 miles	Kawasaki NINJA 300

Flag History

TYPE	TIME OF DAY
GREEN	15:51:39.519
FINISH	15:58:00.664

Flag Statistics

TYPE	COUNT	TOTAL LAPS	TOTAL TIME
Green	1	6	7:18.632
Red	0	0	0.000
Safety Car	0	0	0.000
FCY	0	0	0.000

BMCRC - MRO Championships 2022 - Rnd 1 @ Brands Hatch Indy

ACU Team Green Junior Cup & Senior 300

RACE 12 - STATISTICS

CLASS : S

12 Starters

Fastest Lap History

NO	NAME	LAP TIME	TIME OF DAY	LAP	VEHICLE
8	Phil ATKINSON	1:02.706	15:53:51.535	2	Kawasaki NINJA 400
8	Phil ATKINSON	1:02.127	15:54:53.662	3	Kawasaki NINJA 400
8	Phil ATKINSON	1:01.609	15:58:00.994	6	Kawasaki NINJA 400

Leader History

NO	NAME	FROM LAP	LAPS LED	DISTANCE	VEHICLE
8	Phil ATKINSON	1	6	7.24 miles	Kawasaki NINJA 400

BMCRC - MRO Championships 2022 - Rnd 1 @ Brands Hatch Indy

ACU Team Green Junior Cup & Senior 300

RACE 12 - STATISTICS

CLASS : J

21 Starters

Fastest Lap History

NO	NAME	LAP TIME	TIME OF DAY	LAP	VEHICLE
19	James O'MARA	1:02.971	15:53:52.203	2	Kawasaki NINJA 300
19	James O'MARA	1:01.585	15:54:53.787	3	Kawasaki NINJA 300
19	James O'MARA	1:01.508	15:58:00.680	6	Kawasaki NINJA 300
777	Maximus HARDY	1:01.495	15:58:00.806	6	Kawasaki NINJA 400
31	Robbie PARK	1:00.971	15:58:06.982	6	Kawasaki NINJA

Leader History

NO	NAME	FROM LAP	LAPS LED	DISTANCE	VEHICLE
60	Lennon DOCHERTY	1	1	1.20 miles	Kawasaki NINJA 400
19	James O'MARA	2	5	6.03 miles	Kawasaki NINJA 300



REACTIVE PARTS MRO POWERBIKES inc CLUBMAN 1000



BMCRC-MRO Championships - Round 1
Brands Hatch Indy
12th / 13th March 2022



Timing & Results Provided by Timing Solutions Ltd

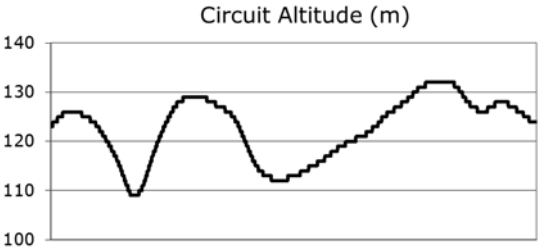
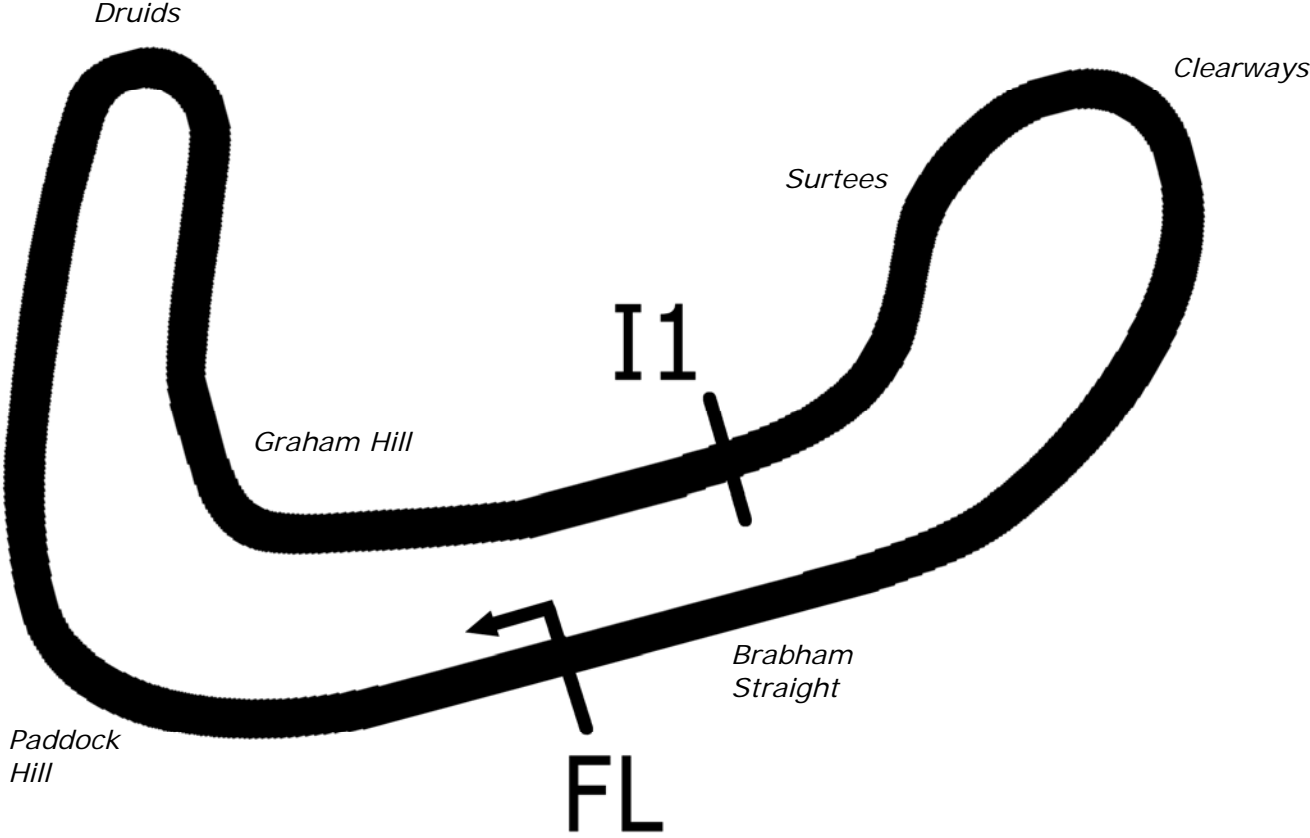
www.tsl-timing.com

Brands Hatch Indy



SPORTS TIMING

TIMING SOLUTIONS LTD



Length	1.2079 miles	1944.0 m	
FL		51.36032 N	0.26032 E
I1	1112m	51.35934 N	0.25955 E
Pit Entry	1669m	51.35911 N	0.25743 E
Pit Exit	26m after FL	51.36027 N	0.26078 E
Pit Entry–Pit Exit 277m, 16.6s @60kph, 12.4s @80kph			

BMCRC - MRO Championships 2022 - Rnd 1 @ Brands Hatch Indy

Reactive Parts MRO Powerbikes inc Clubman 1000

QUALIFYING - CLASSIFICATION



POS	NO	CL	PIC NAME	ENTRY	TIME	ON	LAPS	GAP	DIFF	MPH
1	99		1 Bob COLLINS	Suzuki GSXR 1000 - FWR.co.uk	48.265	15	16			90.09
2	71*		2 Tom NORTON	Kawasaki ZX10 -	48.618	12	13	0.353	0.353	89.44
3	26		3 Josh WAINWRIGHT	Honda CBR1000RR - JW MOT Centre	49.019	5	14	0.754	0.401	88.71
4	2		4 Peter BAKER	Kawasaki ZX10R - TJ & Peter Baker MC's	49.085	13	15	0.820	0.066	88.59
5	48		5 Nicky WILSON	Suzuki GSXR 1000 - Demon GP/Haslemere Motorcycle	49.341	4	14	1.076	0.256	88.13
6	25		6 Sam SMITH	Yamaha YZF1000 R1 - Exclusiv events	49.430	14	14	1.165	0.089	87.97
7	52		7 Ben COTGROVE	Yamaha R1 - MFR	49.616	7	7	1.351	0.186	87.64
8	9		8 Luke DIXON	BMW S1000RR -	49.655	7	15	1.390	0.039	87.57
9	83		9 Jason SIGGS	Yamaha R1 - J Siggs Construction	49.878	13	13	1.613	0.223	87.18
10	711		10 Ritchie THORNTON	Kawasaki ZX10R - Team 71	49.895	14	15	1.630	0.017	87.15
11	98		11 Rick DICKINSON	BMW S1000RR - MotorcycleRaceParts.co.uk	49.910	13	15	1.645	0.015	87.12
12	100	C	1 Antony HUNTER	Kawasaki ZX10R - Uncletoms motoring centre	50.006	12	14	1.741	0.096	86.96
13	88		12 Scott HALLIDAY	Suzuki GSXR 1000 - Performance fitness gym	50.256	4	9	1.991	0.250	86.52
14	275		13 Mark WILBY	Suzuki GSXR1000 - Bandido Beer	50.518	4	4	2.253	0.262	86.08
15	334		14 Donald GILBERT	Suzuki GSXR1000 - S and N tyres	50.581	5	15	2.316	0.063	85.97
16	53	C	2 Seamus McGLYNN	Yamaha R1 -	50.629	14	14	2.364	0.048	85.89
17	12		15 David COMBRINCK	Kawasaki ZX10R -	50.923	14	14	2.658	0.294	85.39
18	54		16 Steve HENEGHAN	Honda CBR1000RR - Reactive Parts	50.996	9	10	2.731	0.073	85.27
19	51		17 Michael HOGARTH	Kawasaki ZX10 RR - WHR Racing	51.121	7	15	2.856	0.125	85.06
20	17		18 Philip BAKER	BMW S1000RR - Paul & Justine Bushell	51.476	12	14	3.211	0.355	84.47
21	21		19 Jack CROUCHER	BMW S1000RR - Trendy lofts	51.720	9	9	3.455	0.244	84.07
22	60		20 Jack YOUNGE	Kawasaki ZX10R - Chase Timber products	51.809	14	14	3.544	0.089	83.93
23	115		21 Stacey KILLWORTH	Suzuki GSXR 1000 - Greenplant/Everns	51.871	3	4	3.606	0.062	83.83
24	277		22 Adrian AVERRE	Ducati PANIGALE V4 - Ryders Alley Racing	51.992	7	14	3.727	0.121	83.63
25	333		23 Andrew HOUGHTON	Yamaha R1 -	52.478	6	12	4.213	0.486	82.86
26	110	C	3 Michael CLARKE	Yamaha R1 - BIKEBASE - MX5 PARTS WAREHOUSE	52.625	5	8	4.360	0.147	82.63
27	86	C	4 Frederico LOPES	Yamaha R1 - FLR Procurement Ltd	52.923	14	14	4.658	0.298	82.16
28	619	C	5 Tommy DOOLAN	Kawasaki ZX10R - Quinton contracts	53.129	5	5	4.864	0.206	81.84
29	222	C	6 Phil ROOKE	Kawaskai ZX10R - GW HIGHWAYS & CLEARWAY TR.	53.503	8	9	5.238	0.374	81.27
30	57	C	7 Scott FORBES-COWDRY	Kawasaki ZX10R -	53.625	11	12	5.360	0.122	81.09
31	119	C	8 Adrian LEWIS	Yamaha R1 -	54.106	11	11	5.841	0.481	80.37
32	50		24 Aditya Singh BEHAL	Kawasaki ZX10-R -	55.619	9	9	7.354	1.513	78.18
33	455	C	9 Tyler DONOVAN	Kawasaki ZX10R -	55.774	8	13	7.509	0.155	77.96

* Bike 71 - Please fit a working transponder

Weather / Track : Cloudy / Dry

These results are provisional until the conclusion of any judicial and technical matters.

Brands Hatch Indy: 1.2079 miles
Date: 12/03/2022 Start: 11:20 Finish: 11:33

Clerk Of Course :	Stewards :	Timekeeper : Craig Smith
-------------------	------------	--------------------------

Results can be found at www.tsl-timing.com

Printed - 11:34 Saturday, 12 March 2022



BMCRC - MRO Championships 2022 - Rnd 1 @ Brands Hatch Indy

Reactive Parts MRO Powerbikes inc Clubman 1000

QUALIFYING - SECTOR ANALYSIS



SECTOR 1 = FL to I1, SECTOR 2 = I1 to FL, DIFF = Difference To Personal Best Lap, P = Crossed Finish Line in Pit Lane, D = Time Disallowed

P1 99		Bob COLLINS		Suzuki GSXR 1000 - FWR.co.uk			
IDEAL LAP TIME : 48.112		BEST LAP TIME : 48.265		DIFFERENCE : 0.153			
LAP	SECTOR 1	SECTOR 2	LAP TIME	MPH	DIFF	TIME OF DAY	
1 -	32.060	20.356	52.416	82.96	4.151	11:21:34.436	
2 -	30.168	19.396	49.564	87.73	1.299	11:22:24.000	
3 -	29.964	19.328	49.292	88.22	1.027	11:23:13.292	
4 -	29.870	19.582	49.452	87.93	1.187	11:24:02.744	
5 -	29.356	19.555	48.911	88.90	0.646	11:24:51.655	
6 -	30.064	19.811	49.875	87.19	1.610	11:25:41.530	
7 -	31.012	19.394	50.406	86.27	2.141	11:26:31.936	
8 -	29.760	19.612	49.372	88.07	1.107	11:27:21.308	
9 -	29.402	19.568	48.970	88.80	0.705	11:28:10.278	
10 -	29.158	19.436	48.594 (3)	89.48	0.329	11:28:58.872	
11 -	29.400	20.212	49.612	87.65	1.347	11:29:48.484	
12 -	29.885	19.659	49.544	87.77	1.279	11:30:38.028	
13 -	29.398	19.714	49.112	88.54	0.847	11:31:27.140	
14 -	29.233	19.316	48.549 (2)	89.57	0.284	11:32:15.689	
15 -	28.796	19.469	48.265 (1)	90.09		11:33:03.954	
16 -	29.296	19.617	48.913	88.90	0.648	11:33:52.867	

P2 71		Tom NORTON		Kawasaki ZX10 -			
IDEAL LAP TIME :		BEST LAP TIME : 48.618		DIFFERENCE :			
LAP	SECTOR 1	SECTOR 2	LAP TIME	MPH	DIFF	TIME OF DAY	
1 -			55.635	78.16	7.017	11:21:41.919	
2 -			51.055	85.17	2.437	11:22:32.974	
3 -			51.204	84.92	2.586	11:23:24.178	
4 -			49.278	88.24	0.660	11:24:13.456	
5 -			49.244 (3)	88.30	0.626	11:25:02.700	
6 -			51.190	84.95	2.572	11:25:53.890	
7 -			48.942 (2)	88.85	0.324	11:26:42.832	
8 -			50.324	86.41	1.706	11:27:33.156	
9 -			51.571	84.32	2.953	11:28:24.727	
10 -			50.305	86.44	1.687	11:29:15.033	
11 -			49.551	87.76	0.933	11:30:04.584	
12 -			48.618 (1)	89.44		11:30:53.202	
13 -			55.486	78.37	6.868	11:31:48.688	

P3 26		Josh WAINWRIGHT		Honda CBR1000RR - JW MOT Centre			
IDEAL LAP TIME : 48.776		BEST LAP TIME : 49.019		DIFFERENCE : 0.243			
LAP	SECTOR 1	SECTOR 2	LAP TIME	MPH	DIFF	TIME OF DAY	
1 -	32.580	20.341	52.921	82.17	3.902	11:21:33.872	
2 -	30.364	19.560	49.924	87.10	0.905	11:22:23.796	
3 -	29.795	19.518	49.313	88.18	0.294	11:23:13.109	
4 -	29.848	19.929	49.777	87.36	0.758	11:24:02.886	
5 -	29.508	19.511	49.019 (1)	88.71		11:24:51.905	
6 -	29.577	19.950	49.527	87.80	0.508	11:25:41.432	
7 -	32.413	19.471	51.884	83.81	2.865	11:26:33.316	
8 -	29.802	19.790	49.592	87.68	0.573	11:27:22.908	
9 -	29.949	20.654	50.603	85.93	1.584	11:28:13.511	
10 -	31.379	IN PIT	2:08.878 P	33.74	1:19.859	11:30:22.389	
11 -	OUTLAP	19.864	54.938	79.15	5.919	11:31:17.327	
12 -	29.619	19.441	49.060 (3)	88.63	0.041	11:32:06.387	
13 -	29.335	19.709	49.044 (2)	88.66	0.025	11:32:55.431	
14 -	29.378	20.059	49.437	87.96	0.418	11:33:44.868	

BMCRC - MRO Championships 2022 - Rnd 1 @ Brands Hatch Indy

Reactive Parts MRO Powerbikes inc Clubman 1000

QUALIFYING - SECTOR ANALYSIS



SECTOR 1 = FL to I1, SECTOR 2 = I1 to FL, DIFF = Difference To Personal Best Lap, P = Crossed Finish Line in Pit Lane, D = Time Disallowed

P4		2		Peter BAKER		Kawasaki ZX10R - TJ & Peter Baker MC's	
IDEAL LAP TIME : 48.979		BEST LAP TIME : 49.085		DIFFERENCE : 0.106			
LAP	SECTOR 1	SECTOR 2	LAP TIME	MPH	DIFF	TIME OF DAY	
1 -	33.494	20.518	54.012	80.51	4.927	11:21:41.911	
2 -	30.407	19.973	50.380	86.31	1.295	11:22:32.291	
3 -	30.745	19.633	50.378	86.31	1.293	11:23:22.669	
4 -	29.807	19.673	49.480	87.88	0.395	11:24:12.149	
5 -	29.789	19.441	49.230 (2)	88.33	0.145	11:25:01.379	
6 -	29.815	19.627	49.442	87.95	0.357	11:25:50.821	
7 -	29.724	19.688	49.412 (3)	88.00	0.327	11:26:40.233	
8 -	30.110	19.739	49.849	87.23	0.764	11:27:30.082	
9 -	29.697	19.811	49.508	87.83	0.423	11:28:19.590	
10 -	30.188	19.933	50.121	86.76	1.036	11:29:09.711	
11 -	29.684	19.810	49.494	87.86	0.409	11:29:59.205	
12 -	30.310	20.163	50.473	86.15	1.388	11:30:49.678	
13 -	29.538	19.547	49.085 (1)	88.59		11:31:38.763	
14 -	30.092	19.589	49.681	87.53	0.596	11:32:28.444	
15 -	29.971	19.731	49.702	87.49	0.617	11:33:18.146	

P5		48		Nicky WILSON		Suzuki GSXR 1000 - Demon GP/Haslemere Motorcycles	
IDEAL LAP TIME : 49.102		BEST LAP TIME : 49.341		DIFFERENCE : 0.239			
LAP	SECTOR 1	SECTOR 2	LAP TIME	MPH	DIFF	TIME OF DAY	
1 -	35.804	22.348	58.152	74.77	8.811	11:21:46.144	
2 -	31.509	20.357	51.866	83.84	2.525	11:22:38.010	
3 -	29.965	19.716	49.681	87.53	0.340	11:23:27.691	
4 -	29.702	19.639	49.341 (1)	88.13		11:24:17.032	
5 -	30.930	20.157	51.087	85.12	1.746	11:25:08.119	
6 -	29.584	19.769	49.353 (2)	88.11	0.012	11:25:57.472	
7 -	29.748	19.835	49.583	87.70	0.242	11:26:47.055	
8 -	30.053	20.591	50.644	85.86	1.303	11:27:37.699	
9 -	29.870	20.286	50.156	86.70	0.815	11:28:27.855	
10 -	29.839	IN PIT	2:02.195 P	35.58	1:12.854	11:30:30.050	
11 -	OUTLAP	19.864	54.357	80.00	5.016	11:31:24.407	
12 -	29.648	19.931	49.579	87.71	0.238	11:32:13.986	
13 -	30.215	19.771	49.986	86.99	0.645	11:33:03.972	
14 -	29.910	19.518	49.428 (3)	87.97	0.087	11:33:53.400	

P6		25		Sam SMITH		Yamaha YZF1000 R1 - Exclusiv events	
IDEAL LAP TIME : 49.332		BEST LAP TIME : 49.430		DIFFERENCE : 0.098			
LAP	SECTOR 1	SECTOR 2	LAP TIME	MPH	DIFF	TIME OF DAY	
1 -	32.673	20.228	52.901	82.20	3.471	11:21:37.613	
2 -	31.264	19.750	51.014	85.24	1.584	11:22:28.627	
3 -	30.969	19.668	50.637	85.87	1.207	11:23:19.264	
4 -	30.519	19.554	50.073	86.84	0.643	11:24:09.337	
5 -	30.955	19.623	50.578	85.97	1.148	11:24:59.915	
6 -	30.449	19.417	49.866	87.20	0.436	11:25:49.781	
7 -	30.079	20.194	50.273	86.49	0.843	11:26:40.054	
8 -	30.897	19.986	50.883	85.46	1.453	11:27:30.937	
9 -	30.112	19.347	49.459 (2)	87.92	0.029	11:28:20.396	
10 -	30.114	19.560	49.674 (3)	87.54	0.244	11:29:10.070	
11 -	30.395	19.619	50.014	86.94	0.584	11:30:00.084	
12 -	31.129	IN PIT	1:44.172 P	41.74	54.742	11:31:44.256	
13 -	OUTLAP	19.740	52.629	82.62	3.199	11:32:36.885	
14 -	29.985	19.445	49.430 (1)	87.97		11:33:26.315	

BMCRC - MRO Championships 2022 - Rnd 1 @ Brands Hatch Indy

Reactive Parts MRO Powerbikes inc Clubman 1000

QUALIFYING - SECTOR ANALYSIS



SECTOR 1 = FL to I1, SECTOR 2 = I1 to FL, DIFF = Difference To Personal Best Lap, P = Crossed Finish Line in Pit Lane, D = Time Disallowed

P7 52		Ben COTGROVE		Yamaha R1 - MFR			
IDEAL LAP TIME : 49.616		BEST LAP TIME : 49.616		DIFFERENCE : 0.000			
LAP	SECTOR 1	SECTOR 2	LAP TIME	MPH	DIFF	TIME OF DAY	
1 -	33.967	20.969	54.936	79.15	5.320	11:21:43.582	
2 -	31.272	20.434	51.706	84.10	2.090	11:22:35.288	
3 -	31.083	20.313	51.396	84.60	1.780	11:23:26.684	
4 -	30.267	19.848	50.115 (3)	86.77	0.499	11:24:16.799	
5 -	31.052	20.384	51.436	84.54	1.820	11:25:08.235	
6 -	29.985	19.791	49.776 (2)	87.36	0.160	11:25:58.011	
7 -	29.873	19.743	49.616 (1)	87.64		11:26:47.627	

P8 9		Luke DIXON		BMW S1000RR -			
IDEAL LAP TIME : 49.225		BEST LAP TIME : 49.655		DIFFERENCE : 0.430			
LAP	SECTOR 1	SECTOR 2	LAP TIME	MPH	DIFF	TIME OF DAY	
1 -	34.608	21.103	55.711	78.05	6.056	11:21:43.893	
2 -	31.343	20.243	51.586	84.29	1.931	11:22:35.479	
3 -	31.198	20.334	51.532	84.38	1.877	11:23:27.011	
4 -	30.330	20.073	50.403	86.27	0.748	11:24:17.414	
5 -	30.709	20.651	51.360	84.66	1.705	11:25:08.774	
6 -	29.986	19.865	49.851	87.23	0.196	11:25:58.625	
7 -	29.916	19.739	49.655 (1)	87.57		11:26:48.280	
8 -	30.081	20.315	50.396	86.28	0.741	11:27:38.676	
9 -	29.877	20.182	50.059	86.86	0.404	11:28:28.735	
10 -	30.143	20.093	50.236	86.56	0.581	11:29:18.971	
11 -	30.406	20.026	50.432	86.22	0.777	11:30:09.403	
12 -	30.134	20.182	50.316	86.42	0.661	11:30:59.719	
13 -	31.752	20.159	51.911	83.77	2.256	11:31:51.630	
14 -	29.791	19.895	49.686 (2)	87.52	0.031	11:32:41.316	
15 -	29.486	20.227	49.713 (3)	87.47	0.058	11:33:31.029	

P9 83		Jason SIGGS		Yamaha R1 - J Siggs Construction			
IDEAL LAP TIME : 49.849		BEST LAP TIME : 49.878		DIFFERENCE : 0.029			
LAP	SECTOR 1	SECTOR 2	LAP TIME	MPH	DIFF	TIME OF DAY	
1 -	33.913	22.274	56.187	77.39	6.309	11:21:45.954	
2 -	31.550	20.534	52.084	83.49	2.206	11:22:38.038	
3 -	31.245	20.408	51.653	84.18	1.775	11:23:29.691	
4 -	30.982	20.032	51.014	85.24	1.136	11:24:20.705	
5 -	30.599	19.926	50.525	86.06	0.647	11:25:11.230	
6 -	30.677	19.777	50.454 (3)	86.18	0.576	11:26:01.684	
7 -	30.717	19.974	50.691	85.78	0.813	11:26:52.375	
8 -	31.089	20.206	51.295	84.77	1.417	11:27:43.670	
9 -	30.793	20.811	51.604	84.26	1.726	11:28:35.274	
10 -	32.347	20.593	52.940	82.14	3.062	11:29:28.214	
11 -	30.240	19.901	50.141 (2)	86.72	0.263	11:30:18.355	
12 -	31.618	20.466	52.084	83.49	2.206	11:31:10.439	
13 -	30.072	19.806	49.878 (1)	87.18		11:32:00.317	

BMCRC - MRO Championships 2022 - Rnd 1 @ Brands Hatch Indy

Reactive Parts MRO Powerbikes inc Clubman 1000

QUALIFYING - SECTOR ANALYSIS



SECTOR 1 = FL to I1, SECTOR 2 = I1 to FL, DIFF = Difference To Personal Best Lap, P = Crossed Finish Line in Pit Lane, D = Time Disallowed

P10 711		Ritchie THORNTON		Kawasaki ZX10R - Team 71		
IDEAL LAP TIME : 49.771		BEST LAP TIME : 49.895		DIFFERENCE : 0.124		
LAP	SECTOR 1	SECTOR 2	LAP TIME	MPH	DIFF	TIME OF DAY
1 -	33.085	20.930	54.015	80.50	4.120	11:21:50.063
2 -	34.072	21.415	55.487	78.37	5.592	11:22:45.550
3 -	30.431	20.316	50.747	85.69	0.852	11:23:36.297
4 -	30.208	20.127	50.335	86.39	0.440	11:24:26.632
5 -	29.968	20.019	49.987 (2)	86.99	0.092	11:25:16.619
6 -	30.396	19.928	50.324	86.41	0.429	11:26:06.943
7 -	30.344	20.033	50.377	86.32	0.482	11:26:57.320
8 -	30.103	19.953	50.056 (3)	86.87	0.161	11:27:47.376
9 -	30.186	20.007	50.193	86.63	0.298	11:28:37.569
10 -	31.617	20.927	52.544	82.76	2.649	11:29:30.113
11 -	31.128	20.511	51.639	84.21	1.744	11:30:21.752
12 -	30.550	19.966	50.516	86.08	0.621	11:31:12.268
13 -	30.950	19.803	50.753	85.68	0.858	11:32:03.021
14 -	30.050	19.845	49.895 (1)	87.15		11:32:52.916
15 -	31.012	19.944	50.956	85.34	1.061	11:33:43.872

P11 98		Rick DICKINSON		BMW S1000RR - MotorcycleRaceParts.co.uk		
IDEAL LAP TIME : 49.739		BEST LAP TIME : 49.910		DIFFERENCE : 0.171		
LAP	SECTOR 1	SECTOR 2	LAP TIME	MPH	DIFF	TIME OF DAY
1 -	34.922	21.933	56.855	76.48	6.945	11:21:41.976
2 -	32.392	20.660	53.052	81.96	3.142	11:22:35.028
3 -	32.082	20.475	52.557	82.74	2.647	11:23:27.585
4 -	31.151	20.478	51.629	84.22	1.719	11:24:19.214
5 -	30.867	20.163	51.030	85.21	1.120	11:25:10.244
6 -	30.701	20.083	50.784	85.62	0.874	11:26:01.028
7 -	30.370	20.677	51.047	85.18	1.137	11:26:52.075
8 -	30.877	20.243	51.120	85.06	1.210	11:27:43.195
9 -	30.358	21.282	51.640	84.20	1.730	11:28:34.835
10 -	31.954	20.089	52.043	83.55	2.133	11:29:26.878
11 -	29.989	21.121	51.110	85.08	1.200	11:30:17.988
12 -	30.223	19.974	50.197 (3)	86.63	0.287	11:31:08.185
13 -	29.765	20.145	49.910 (1)	87.12		11:31:58.095
14 -	29.967	20.219	50.186 (2)	86.64	0.276	11:32:48.281
15 -	31.604	26.946	58.550	74.27	8.640	11:33:46.831

P12 100 C		Antony HUNTER		Kawasaki ZX10R - Uncletoms motoring centre		
IDEAL LAP TIME : 50.006		BEST LAP TIME : 50.006		DIFFERENCE : 0.000		
LAP	SECTOR 1	SECTOR 2	LAP TIME	MPH	DIFF	TIME OF DAY
1 -	32.991	21.083	54.074	80.41	4.068	11:22:06.567
2 -	31.754	21.150	52.904	82.19	2.898	11:22:59.471
3 -	31.102	20.734	51.836	83.89	1.830	11:23:51.307
4 -	32.176	22.289	54.465	79.84	4.459	11:24:45.772
5 -	33.145	21.938	55.083	78.94	5.077	11:25:40.855
6 -	30.526	20.414	50.940 (3)	85.36	0.934	11:26:31.795
7 -	31.359	20.807	52.166	83.36	2.160	11:27:23.961
8 -	31.027	20.448	51.475	84.47	1.469	11:28:15.436
9 -	30.381	20.255	50.636 (2)	85.87	0.630	11:29:06.072
10 -	32.373	21.664	54.037	80.47	4.031	11:30:00.109
11 -	34.012	20.554	54.566	79.69	4.560	11:30:54.675
12 -	30.063	19.943	50.006 (1)	86.96		11:31:44.681
13 -	32.549	21.301	53.850	80.75	3.844	11:32:38.531
14 -	31.768	21.104	52.872	82.24	2.866	11:33:31.403

BMCRC - MRO Championships 2022 - Rnd 1 @ Brands Hatch Indy

Reactive Parts MRO Powerbikes inc Clubman 1000

QUALIFYING - SECTOR ANALYSIS



SECTOR 1 = FL to I1, SECTOR 2 = I1 to FL, DIFF = Difference To Personal Best Lap, P = Crossed Finish Line in Pit Lane, D = Time Disallowed

P13 88		Scott HALLIDAY		Suzuki GSXR 1000 - Performance fitness gym			
IDEAL LAP TIME : 50.198		BEST LAP TIME : 50.256		DIFFERENCE : 0.058			
LAP	SECTOR 1	SECTOR 2	LAP TIME	MPH	DIFF	TIME OF DAY	
1 -	34.195	21.336	55.531	78.30	5.275	11:21:46.721	
2 -	31.486	20.211	51.697	84.11	1.441	11:22:38.418	
3 -	30.918	20.466	51.384	84.62	1.128	11:23:29.802	
4 -	30.364	19.892	50.256 (1)	86.52		11:24:20.058	
5 -	30.421	20.057	50.478 (3)	86.14	0.222	11:25:10.536	
6 -	30.807	19.989	50.796	85.60	0.540	11:26:01.332	
7 -	30.500	20.347	50.847	85.52	0.591	11:26:52.179	
8 -	30.306	19.967	50.273 (2)	86.49	0.017	11:27:42.452	
9 -	30.475	21.063	51.538	84.37	1.282	11:28:33.990	

P14 275		Mark WILBY		Suzuki GSXR1000 - Bandido Beer			
IDEAL LAP TIME : 50.518		BEST LAP TIME : 50.518		DIFFERENCE : 0.000			
LAP	SECTOR 1	SECTOR 2	LAP TIME	MPH	DIFF	TIME OF DAY	
1 -	33.654	21.134	54.788 (3)	79.37	4.270	11:21:50.703	
2 -	33.675	22.493	56.168	77.42	5.650	11:22:46.871	
3 -	30.901	20.185	51.086 (2)	85.12	0.568	11:23:37.957	
4 -	30.557	19.961	50.518 (1)	86.08		11:24:28.475	

P15 334		Donald GILBERT		Suzuki GSXR1000 - S and N tyres			
IDEAL LAP TIME : 50.581		BEST LAP TIME : 50.581		DIFFERENCE : 0.000			
LAP	SECTOR 1	SECTOR 2	LAP TIME	MPH	DIFF	TIME OF DAY	
1 -	32.621	20.614	53.235	81.68	2.654	11:21:37.016	
2 -	31.408	20.309	51.717	84.08	1.136	11:22:28.733	
3 -	31.617	20.172	51.789	83.96	1.208	11:23:20.522	
4 -	31.188	20.306	51.494	84.44	0.913	11:24:12.016	
5 -	30.614	19.967	50.581 (1)	85.97		11:25:02.597	
6 -	30.960	20.539	51.499	84.44	0.918	11:25:54.096	
7 -	30.893	20.269	51.162 (2)	84.99	0.581	11:26:45.258	
8 -	31.561	20.593	52.154	83.38	1.573	11:27:37.412	
9 -	30.935	20.280	51.215	84.90	0.634	11:28:28.627	
10 -	31.095	20.199	51.294	84.77	0.713	11:29:19.921	
11 -	30.988	20.340	51.328	84.72	0.747	11:30:11.249	
12 -	30.861	20.306	51.167 (3)	84.98	0.586	11:31:02.416	
13 -	31.077	20.117	51.194	84.94	0.613	11:31:53.610	
14 -	31.164	20.258	51.422	84.56	0.841	11:32:45.032	
15 -	31.002	20.186	51.188	84.95	0.607	11:33:36.220	

P16 53 C		Seamus McGLYNN		Yamaha R1 -			
IDEAL LAP TIME : 50.012		BEST LAP TIME : 50.629		DIFFERENCE : 0.617			
LAP	SECTOR 1	SECTOR 2	LAP TIME	MPH	DIFF	TIME OF DAY	
1 -	34.887	22.804	57.691	75.37	7.062	11:21:49.775	
2 -	34.170	21.912	56.082	77.54	5.453	11:22:45.857	
3 -	31.584	20.218	51.802	83.94	1.173	11:23:37.659	
4 -	32.035	19.851	51.886	83.81	1.257	11:24:29.545	
5 -	31.096	20.144	51.240	84.86	0.611	11:25:20.785	
6 -	30.930	19.857	50.787 (3)	85.62	0.158	11:26:11.572	
7 -	30.644	20.229	50.873	85.47	0.244	11:27:02.445	
8 -	30.534	20.233	50.767 (2)	85.65	0.138	11:27:53.212	
9 -	30.787	20.127	50.914	85.41	0.285	11:28:44.126	
10 -	30.638	20.332	50.970	85.31	0.341	11:29:35.096	
11 -	30.960	20.154	51.114	85.07	0.485	11:30:26.210	
12 -	30.833	20.171	51.004	85.26	0.375	11:31:17.214	
13 -	31.323	20.214	51.537	84.37	0.908	11:32:08.751	
14 -	30.161	20.468	50.629 (1)	85.89		11:32:59.380	

BMCRC - MRO Championships 2022 - Rnd 1 @ Brands Hatch Indy

Reactive Parts MRO Powerbikes inc Clubman 1000

QUALIFYING - SECTOR ANALYSIS



SECTOR 1 = FL to I1, SECTOR 2 = I1 to FL, DIFF = Difference To Personal Best Lap, P = Crossed Finish Line in Pit Lane, D = Time Disallowed

P17 12		David COMBRINCK		Kawasaki ZX10R -		
IDEAL LAP TIME : 50.923		BEST LAP TIME : 50.923		DIFFERENCE : 0.000		
LAP	SECTOR 1	SECTOR 2	LAP TIME	MPH	DIFF	TIME OF DAY
1 -	38.535	22.775	1:01.310	70.92	10.387	11:21:58.320
2 -	34.377	21.500	55.877	77.82	4.954	11:22:54.197
3 -	33.045	21.008	54.053	80.45	3.130	11:23:48.250
4 -	33.153	20.923	54.076	80.41	3.153	11:24:42.326
5 -	31.863	21.292	53.155	81.80	2.232	11:25:35.481
6 -	32.470	21.042	53.512	81.26	2.589	11:26:28.993
7 -	31.714	20.541	52.255	83.21	1.332	11:27:21.248
8 -	31.477	20.646	52.123	83.42	1.200	11:28:13.371
9 -	31.727	20.594	52.321	83.11	1.398	11:29:05.692
10 -	31.801	20.580	52.381	83.01	1.458	11:29:58.073
11 -	31.226	20.484	51.710 (3)	84.09	0.787	11:30:49.783
12 -	30.988	20.384	51.372 (2)	84.64	0.449	11:31:41.155
13 -	31.213	20.532	51.745	84.03	0.822	11:32:32.900
14 -	30.794	20.129	50.923 (1)	85.39		11:33:23.823

P18 54		Steve HENEGHAN		Honda CBR1000RR - Reactive Parts		
IDEAL LAP TIME : 50.996		BEST LAP TIME : 50.996		DIFFERENCE : 0.000		
LAP	SECTOR 1	SECTOR 2	LAP TIME	MPH	DIFF	TIME OF DAY
1 -	36.537	23.192	59.729	72.80	8.733	11:21:56.214
2 -	35.351	21.782	57.133	76.11	6.137	11:22:53.347
3 -	32.384	21.479	53.863	80.73	2.867	11:23:47.210
4 -	33.258	20.872	54.130	80.33	3.134	11:24:41.340
5 -	32.607	IN PIT	1:27.161 P	49.89	36.165	11:26:08.501
6 -	OUTLAP	20.563	56.934	76.37	5.938	11:27:05.435
7 -	31.197	20.400	51.597 (3)	84.28	0.601	11:27:57.032
8 -	30.944	20.188	51.132 (2)	85.04	0.136	11:28:48.164
9 -	30.875	20.121	50.996 (1)	85.27		11:29:39.160
10 -	34.329	23.419	57.748	75.30	6.752	11:30:36.908

P19 51		Michael HOGARTH		Kawasaki ZX10 RR - WHR Racing		
IDEAL LAP TIME : 51.006		BEST LAP TIME : 51.121		DIFFERENCE : 0.115		
LAP	SECTOR 1	SECTOR 2	LAP TIME	MPH	DIFF	TIME OF DAY
1 -	33.736	21.534	55.270	78.67	4.149	11:21:38.910
2 -	32.347	20.770	53.117	81.86	1.996	11:22:32.027
3 -	31.622	20.523	52.145	83.39	1.024	11:23:24.172
4 -	31.690	20.616	52.306	83.13	1.185	11:24:16.478
5 -	31.214	21.290	52.504	82.82	1.383	11:25:08.982
6 -	31.239	20.260	51.499 (2)	84.44	0.378	11:26:00.481
7 -	30.746	20.375	51.121 (1)	85.06		11:26:51.602
8 -	31.439	20.648	52.087	83.48	0.966	11:27:43.689
9 -	31.437	20.486	51.923	83.75	0.802	11:28:35.612
10 -	32.805	21.056	53.861	80.73	2.740	11:29:29.473
11 -	31.572	20.752	52.324	83.10	1.203	11:30:21.797
12 -	31.371	20.703	52.074	83.50	0.953	11:31:13.871
13 -	31.007	20.866	51.873	83.83	0.752	11:32:05.744
14 -	30.987	20.625	51.612 (3)	84.25	0.491	11:32:57.356
15 -	31.094	21.034	52.128	83.42	1.007	11:33:49.484

BMCRC - MRO Championships 2022 - Rnd 1 @ Brands Hatch Indy

Reactive Parts MRO Powerbikes inc Clubman 1000

QUALIFYING - SECTOR ANALYSIS



SECTOR 1 = FL to I1, SECTOR 2 = I1 to FL, DIFF = Difference To Personal Best Lap, P = Crossed Finish Line in Pit Lane, D = Time Disallowed

P20 17		Philip BAKER		BMW S1000RR - Paul & Justine Bushell			
IDEAL LAP TIME : 51.476		BEST LAP TIME : 51.476		DIFFERENCE : 0.000			
LAP	SECTOR 1	SECTOR 2	LAP TIME	MPH	DIFF	TIME OF DAY	
1 -	36.886	22.303	59.189	73.46	7.713	11:21:58.052	
2 -	33.008	21.097	54.105	80.37	2.629	11:22:52.157	
3 -	32.165	21.138	53.303	81.58	1.827	11:23:45.460	
4 -	31.871	20.543	52.414	82.96	0.938	11:24:37.874	
5 -	31.412	20.738	52.150	83.38	0.674	11:25:30.024	
6 -	31.137	20.681	51.818	83.92	0.342	11:26:21.842	
7 -	31.150	20.551	51.701 (3)	84.11	0.225	11:27:13.543	
8 -	32.015	21.061	53.076	81.93	1.600	11:28:06.619	
9 -	31.510	21.123	52.633	82.62	1.157	11:28:59.252	
10 -	31.251	20.623	51.874	83.83	0.398	11:29:51.126	
11 -	31.280	20.599	51.879	83.82	0.403	11:30:43.005	
12 -	30.986	20.490	51.476 (1)	84.47		11:31:34.481	
13 -	31.012	20.537	51.549 (2)	84.35	0.073	11:32:26.030	
14 -	31.603	20.846	52.449	82.91	0.973	11:33:18.479	

P21 21		Jack CROUCHER		BMW S1000RR - Trendy lofts			
IDEAL LAP TIME : 51.554		BEST LAP TIME : 51.720		DIFFERENCE : 0.166			
LAP	SECTOR 1	SECTOR 2	LAP TIME	MPH	DIFF	TIME OF DAY	
1 -	33.960	21.499	55.459	78.41	3.739	11:21:52.050	
2 -	33.204	22.170	55.374	78.53	3.654	11:22:47.424	
3 -	33.218	20.935	54.153	80.30	2.433	11:23:41.577	
4 -	32.470	20.831	53.301	81.58	1.581	11:24:34.878	
5 -	31.752	20.949	52.701 (3)	82.51	0.981	11:25:27.579	
6 -	31.942	21.001	52.943	82.13	1.223	11:26:20.522	
7 -	31.956	20.801	52.757	82.42	1.037	11:27:13.279	
8 -	31.300	20.544	51.844 (2)	83.87	0.124	11:28:05.123	
9 -	31.010	20.710	51.720 (1)	84.07		11:28:56.843	

P22 60		Jack YOUNGE		Kawasaki ZX10R - Chase Timber products			
IDEAL LAP TIME : 51.801		BEST LAP TIME : 51.809		DIFFERENCE : 0.008			
LAP	SECTOR 1	SECTOR 2	LAP TIME	MPH	DIFF	TIME OF DAY	
1 -	35.210	22.338	57.548	75.56	5.739	11:21:50.501	
2 -	34.410	22.162	56.572	76.86	4.763	11:22:47.073	
3 -	33.073	21.318	54.391	79.95	2.582	11:23:41.464	
4 -	31.970	21.020	52.990	82.06	1.181	11:24:34.454	
5 -	31.838	21.170	53.008	82.03	1.199	11:25:27.462	
6 -	31.888	21.044	52.932	82.15	1.123	11:26:20.394	
7 -	31.696	21.078	52.774 (3)	82.40	0.965	11:27:13.168	
8 -	32.070	21.062	53.132	81.84	1.323	11:28:06.300	
9 -	31.615	21.522	53.137	81.83	1.328	11:28:59.437	
10 -	32.410	21.006	53.416	81.41	1.607	11:29:52.853	
11 -	31.757	21.189	52.946	82.13	1.137	11:30:45.799	
12 -	31.841	21.024	52.865	82.25	1.056	11:31:38.664	
13 -	31.345	20.742	52.087 (2)	83.48	0.278	11:32:30.751	
14 -	31.059	20.750	51.809 (1)	83.93		11:33:22.560	

P23 115		Stacey KILLWORTH		Suzuki GSXR 1000 - Greenplant/Everns			
IDEAL LAP TIME : 51.297		BEST LAP TIME : 51.871		DIFFERENCE : 0.574			
LAP	SECTOR 1	SECTOR 2	LAP TIME	MPH	DIFF	TIME OF DAY	
1 -	33.664	21.198	54.862 (3)	79.26	2.991	11:21:50.479	
2 -	33.909	22.131	56.040	77.59	4.169	11:22:46.519	
3 -	31.598	20.273	51.871 (1)	83.83		11:23:38.390	
4 -	32.050	20.553	52.603 (2)	82.66	0.732	11:24:30.993	

BMCRC - MRO Championships 2022 - Rnd 1 @ Brands Hatch Indy

Reactive Parts MRO Powerbikes inc Clubman 1000

QUALIFYING - SECTOR ANALYSIS



SECTOR 1 = FL to I1, SECTOR 2 = I1 to FL, DIFF = Difference To Personal Best Lap, P = Crossed Finish Line in Pit Lane, D = Time Disallowed

P24 277		Adrian AVERRE		Ducati PANIGALE V4 - Ryders Alley Racing			
IDEAL LAP TIME : 51.507		BEST LAP TIME : 51.992		DIFFERENCE : 0.485			
LAP	SECTOR 1	SECTOR 2	LAP TIME	MPH	DIFF	TIME OF DAY	
1 -	36.415	22.999	59.414	73.19	7.422	11:21:49.300	
2 -	34.154	22.438	56.592	76.84	4.600	11:22:45.892	
3 -	33.451	21.012	54.463	79.84	2.471	11:23:40.355	
4 -	32.438	20.836	53.274	81.62	1.282	11:24:33.629	
5 -	31.871	20.722	52.593	82.68	0.601	11:25:26.222	
6 -	31.765	20.919	52.684	82.54	0.692	11:26:18.906	
7 -	31.536	20.456	51.992 (1)	83.63		11:27:10.898	
8 -	31.589	20.887	52.476	82.86	0.484	11:28:03.374	
9 -	31.845	21.206	53.051	81.97	1.059	11:28:56.425	
10 -	31.646	20.736	52.382	83.01	0.390	11:29:48.807	
11 -	31.051	20.960	52.011 (2)	83.60	0.019	11:30:40.818	
12 -	31.637	20.664	52.301	83.14	0.309	11:31:33.119	
13 -	31.710	20.572	52.282 (3)	83.17	0.290	11:32:25.401	
14 -	31.635	20.788	52.423	82.95	0.431	11:33:17.824	

P25 333		Andrew HOUGHTON		Yamaha R1 -			
IDEAL LAP TIME : 52.239		BEST LAP TIME : 52.478		DIFFERENCE : 0.239			
LAP	SECTOR 1	SECTOR 2	LAP TIME	MPH	DIFF	TIME OF DAY	
1 -	OUTLAP	22.924	1:01.962	70.18	9.484	11:21:26.321	
2 -	34.264	21.426	55.690	78.08	3.212	11:22:22.011	
3 -	32.603	21.007	53.610	81.11	1.132	11:23:15.621	
4 -	32.086	20.949	53.035	81.99	0.557	11:24:08.656	
5 -	31.702	21.044	52.746 (3)	82.44	0.268	11:25:01.402	
6 -	31.719	20.759	52.478 (1)	82.86		11:25:53.880	
7 -	32.491	20.806	53.297	81.59	0.819	11:26:47.177	
8 -	32.002	20.801	52.803	82.35	0.325	11:27:39.980	
9 -	32.828	22.351	55.179	78.80	2.701	11:28:35.159	
10 -	33.721	21.286	55.007	79.05	2.529	11:29:30.166	
11 -	32.322	20.958	53.280	81.61	0.802	11:30:23.446	
12 -	31.480	21.036	52.516 (2)	82.80	0.038	11:31:15.962	

P26 110 C		Michael CLARKE		Yamaha R1 - BIKEBASE - MX5 PARTS WAREHOUSE			
IDEAL LAP TIME : 52.418		BEST LAP TIME : 52.625		DIFFERENCE : 0.207			
LAP	SECTOR 1	SECTOR 2	LAP TIME	MPH	DIFF	TIME OF DAY	
1 -	OUTLAP	21.765	1:00.674	71.67	8.049	11:23:54.223	
2 -	32.562	21.289	53.851	80.75	1.226	11:24:48.074	
3 -	31.673	21.514	53.187	81.76	0.562	11:25:41.261	
4 -	32.838	20.890	53.728	80.93	1.103	11:26:34.989	
5 -	31.868	20.757	52.625 (1)	82.63		11:27:27.614	
6 -	31.661	21.031	52.692 (2)	82.52	0.067	11:28:20.306	
7 -	31.894	20.824	52.718 (3)	82.48	0.093	11:29:13.024	
8 -	31.922	20.997	52.919	82.17	0.294	11:30:05.943	

BMCRC - MRO Championships 2022 - Rnd 1 @ Brands Hatch Indy

Reactive Parts MRO Powerbikes inc Clubman 1000

QUALIFYING - SECTOR ANALYSIS



SECTOR 1 = FL to I1, SECTOR 2 = I1 to FL, DIFF = Difference To Personal Best Lap, P = Crossed Finish Line in Pit Lane, D = Time Disallowed

P27 86 C		Frederico LOPES		Yamaha R1 - FLR Procurement Ltd			
IDEAL LAP TIME : 52.661		BEST LAP TIME : 52.923		DIFFERENCE : 0.262			
LAP	SECTOR 1	SECTOR 2	LAP TIME	MPH	DIFF	TIME OF DAY	
1 -	36.734	22.998	59.732	72.80	6.809	11:21:56.823	
2 -	34.926	22.279	57.205	76.01	4.282	11:22:54.028	
3 -	34.081	22.271	56.352	77.16	3.429	11:23:50.380	
4 -	32.767	22.294	55.061	78.97	2.138	11:24:45.441	
5 -	32.968	22.424	55.392	78.50	2.469	11:25:40.833	
6 -	34.575	21.804	56.379	77.13	3.456	11:26:37.212	
7 -	32.038	21.312	53.350	81.51	0.427	11:27:30.562	
8 -	32.506	21.560	54.066	80.43	1.143	11:28:24.628	
9 -	32.575	21.589	54.164	80.28	1.241	11:29:18.792	
10 -	32.223	21.065	53.288	81.60	0.365	11:30:12.080	
11 -	31.774	21.395	53.169 (2)	81.78	0.246	11:31:05.249	
12 -	32.251	21.344	53.595	81.13	0.672	11:31:58.844	
13 -	31.908	21.271	53.179 (3)	81.77	0.256	11:32:52.023	
14 -	32.036	20.887	52.923 (1)	82.16		11:33:44.946	

P28 619 C		Tommy DOOLAN		Kawasaki ZX10R - Quinton contracts			
IDEAL LAP TIME : 53.099		BEST LAP TIME : 53.129		DIFFERENCE : 0.030			
LAP	SECTOR 1	SECTOR 2	LAP TIME	MPH	DIFF	TIME OF DAY	
1 -	36.756	23.021	59.777	72.74	6.648	11:21:46.364	
2 -	34.280	22.291	56.571	76.86	3.442	11:22:42.935	
3 -	33.073	21.393	54.466 (3)	79.84	1.337	11:23:37.401	
4 -	33.046	21.083	54.129 (2)	80.33	1.000	11:24:31.530	
5 -	32.016	21.113	53.129 (1)	81.84		11:25:24.659	

P29 222 C		Phil ROOKE		Kawasaki ZX10R - GW HIGHWAYS & CLEARWAY TRAFFIC S			
IDEAL LAP TIME : 53.503		BEST LAP TIME : 53.503		DIFFERENCE : 0.000			
LAP	SECTOR 1	SECTOR 2	LAP TIME	MPH	DIFF	TIME OF DAY	
1 -	37.798	23.337	1:01.135	71.13	7.632	11:21:56.040	
2 -	35.095	22.096	57.191	76.03	3.688	11:22:53.231	
3 -	34.751	22.207	56.958	76.34	3.455	11:23:50.189	
4 -	33.860	21.556	55.416	78.47	1.913	11:24:45.605	
5 -	33.538	21.918	55.456	78.41	1.953	11:25:41.061	
6 -	34.811	21.546	56.357	77.16	2.854	11:26:37.418	
7 -	32.921	21.297	54.218 (3)	80.20	0.715	11:27:31.636	
8 -	32.485	21.018	53.503 (1)	81.27		11:28:25.139	
9 -	32.649	21.308	53.957 (2)	80.59	0.454	11:29:19.096	

P30 57 C		Scott FORBES-COWDRY		Kawasaki ZX10R -			
IDEAL LAP TIME : 53.126		BEST LAP TIME : 53.625		DIFFERENCE : 0.499			
LAP	SECTOR 1	SECTOR 2	LAP TIME	MPH	DIFF	TIME OF DAY	
1 -	35.686	22.882	58.568	74.24	4.943	11:21:49.576	
2 -	34.690	25.309	59.999	72.47	6.374	11:22:49.575	
3 -	33.637	21.736	55.373	78.53	1.748	11:23:44.948	
4 -	33.569	21.177	54.746	79.43	1.121	11:24:39.694	
5 -	33.605	21.191	54.796	79.35	1.171	11:25:34.490	
6 -	33.310	21.159	54.469	79.83	0.844	11:26:28.959	
7 -	33.401	21.079	54.480	79.82	0.855	11:27:23.439	
8 -	33.106	20.734	53.840 (2)	80.76	0.215	11:28:17.279	
9 -	33.246	20.703	53.949	80.60	0.324	11:29:11.228	
10 -	33.009	20.930	53.939 (3)	80.62	0.314	11:30:05.167	
11 -	32.423	21.202	53.625 (1)	81.09		11:30:58.792	
12 -	33.290	21.085	54.375	79.97	0.750	11:31:53.167	

BMCRC - MRO Championships 2022 - Rnd 1 @ Brands Hatch Indy

Reactive Parts MRO Powerbikes inc Clubman 1000

QUALIFYING - SECTOR ANALYSIS



SECTOR 1 = FL to I1, SECTOR 2 = I1 to FL, DIFF = Difference To Personal Best Lap, P = Crossed Finish Line in Pit Lane, D = Time Disallowed

P31 119 C		Adrian LEWIS		Yamaha R1 -		
IDEAL LAP TIME : 53.374		BEST LAP TIME : 54.106		DIFFERENCE : 0.732		
LAP	SECTOR 1	SECTOR 2	LAP TIME	MPH	DIFF	TIME OF DAY
1 -	37.114	22.626	59.740	72.79	5.634	11:21:59.155
2 -	34.283	21.812	56.095	77.52	1.989	11:22:55.250
3 -	33.415	22.062	55.477	78.38	1.371	11:23:50.727
4 -	33.900	21.574	55.474	78.38	1.368	11:24:46.201
5 -	34.755	21.505	56.260	77.29	2.154	11:25:42.461
6 -	33.863	21.913	55.776	77.96	1.670	11:26:38.237
7 -	33.913	21.613	55.526	78.31	1.420	11:27:33.763
8 -	33.095	21.158	54.253 (2)	80.15	0.147	11:28:28.016
9 -	33.762	21.715	55.477	78.38	1.371	11:29:23.493
10 -	32.785	21.566	54.351 (3)	80.00	0.245	11:30:17.844
11 -	33.118	20.988	54.106 (1)	80.37		11:31:11.950

P32 50		Aditya Singh BEHAL		Kawasaki ZX10-R -		
IDEAL LAP TIME : 55.619		BEST LAP TIME : 55.619		DIFFERENCE : 0.000		
LAP	SECTOR 1	SECTOR 2	LAP TIME	MPH	DIFF	TIME OF DAY
1 -	37.072	23.785	1:00.857	71.45	5.238	11:21:49.747
2 -	36.764	23.194	59.958	72.52	4.339	11:22:49.705
3 -	35.192	22.911	58.103	74.84	2.484	11:23:47.808
4 -	35.149	22.791	57.940	75.05	2.321	11:24:45.748
5 -	35.566	22.588	58.154	74.77	2.535	11:25:43.902
6 -	34.699	22.628	57.327	75.85	1.708	11:26:41.229
7 -	34.351	22.219	56.570 (3)	76.87	0.951	11:27:37.799
8 -	33.667	22.311	55.978 (2)	77.68	0.359	11:28:33.777
9 -	33.590	22.029	55.619 (1)	78.18		11:29:29.396

P33 455 C		Tyler DONOVAN		Kawasaki ZX10R -		
IDEAL LAP TIME : 55.676		BEST LAP TIME : 55.774		DIFFERENCE : 0.098		
LAP	SECTOR 1	SECTOR 2	LAP TIME	MPH	DIFF	TIME OF DAY
1 -	37.757	24.111	1:01.868	70.28	6.094	11:21:47.224
2 -	36.477	23.074	59.551	73.02	3.777	11:22:46.775
3 -	36.325	23.340	59.665	72.88	3.891	11:23:46.440
4 -	34.957	22.534	57.491	75.63	1.717	11:24:43.931
5 -	34.270	22.530	56.800	76.55	1.026	11:25:40.731
6 -	34.287	22.733	57.020	76.26	1.246	11:26:37.751
7 -	39.162	22.122	1:01.284	70.95	5.510	11:27:39.035
8 -	33.585	22.189	55.774 (1)	77.96		11:28:34.809
9 -	35.485	22.754	58.239	74.66	2.465	11:29:33.048
10 -	35.231	22.628	57.859	75.15	2.085	11:30:30.907
11 -	34.869	22.262	57.131	76.11	1.357	11:31:28.038
12 -	34.419	22.091	56.510 (3)	76.95	0.736	11:32:24.548
13 -	34.121	22.114	56.235 (2)	77.32	0.461	11:33:20.783

BMCRC - MRO Championships 2022 - Rnd 1 @ Brands Hatch Indy

Reactive Parts MRO Powerbikes inc Clubman 1000

QUALIFYING - BEST SECTORS

SECTOR 1			SECTOR 2			IDEAL / BEST COMPARISON						
POS	NO	NAME	TIME	NO	NAME	TIME	POS	NO	NAME	IDEAL	BEST	DIFF
									PERFECT LAP	48.112		
1	99	COLLINS	28.796	99	COLLINS	19.316	1	99	COLLINS	48.112	48.265	0.153
2	26	WAINWRIGHT	29.335	25	SMITH	19.347	2	26	WAINWRIGHT	48.776	49.019	0.243
3	9	DIXON	29.486	26	WAINWRIGHT	19.441	3	2	BAKER	48.979	49.085	0.106
4	2	BAKER	29.538	2	BAKER	19.441	4	48	WILSON	49.102	49.341	0.239
5	48	WILSON	29.584	48	WILSON	19.518	5	9	DIXON	49.225	49.655	0.430
6	98	DICKINSON	29.765	9	DIXON	19.739	6	25	SMITH	49.332	49.430	0.098
7	52	COTGROVE	29.873	52	COTGROVE	19.743	7	52	COTGROVE	49.616	49.616	0.000
8	711	THORNTON	29.968	83	SIGGS	19.777	8	98	DICKINSON	49.739	49.910	0.171
9	25	SMITH	29.985	711	THORNTON	19.803	9	711	THORNTON	49.771	49.895	0.124
10	100	HUNTER	30.063	53	McGLYNN	19.851	10	83	SIGGS	49.849	49.878	0.029
11	83	SIGGS	30.072	88	HALLIDAY	19.892	11	100	HUNTER	50.006	50.006	0.000
12	53	McGLYNN	30.161	100	HUNTER	19.943	12	53	McGLYNN	50.012	50.629	0.617
13	88	HALLIDAY	30.306	275	WILBY	19.961	13	88	HALLIDAY	50.198	50.256	0.058
14	275	WILBY	30.557	334	GILBERT	19.967	14	275	WILBY	50.518	50.518	0.000
15	334	GILBERT	30.614	98	DICKINSON	19.974	15	334	GILBERT	50.581	50.581	0.000
16	51	HOGARTH	30.746	54	HENEGHAN	20.121	16	12	COMBRINCK	50.923	50.923	0.000
17	12	COMBRINCK	30.794	12	COMBRINCK	20.129	17	54	HENEGHAN	50.996	50.996	0.000
18	54	HENEGHAN	30.875	51	HOGARTH	20.260	18	51	HOGARTH	51.006	51.121	0.115
19	17	BAKER	30.986	115	KILLWORTH	20.273	19	115	KILLWORTH	51.297	51.871	0.574
20	21	CROUCHER	31.010	277	AVERRE	20.456	20	17	BAKER	51.476	51.476	0.000
21	115	KILLWORTH	31.024	17	BAKER	20.490	21	277	AVERRE	51.507	51.992	0.485
22	277	AVERRE	31.051	21	CROUCHER	20.544	22	21	CROUCHER	51.554	51.720	0.166
23	60	YOUNGE	31.059	57	FORBES-COWDRY	20.703	23	60	YOUNGE	51.801	51.809	0.008
24	333	HOUGHTON	31.480	60	YOUNGE	20.742	24	333	HOUGHTON	52.239	52.478	0.239
25	110	CLARKE	31.661	110	CLARKE	20.757	25	110	CLARKE	52.418	52.625	0.207
26	86	LOPES	31.774	333	HOUGHTON	20.759	26	86	LOPES	52.661	52.923	0.262
27	619	DOOLAN	32.016	86	LOPES	20.887	27	619	DOOLAN	53.099	53.129	0.030
28	119	LEWIS	32.386	119	LEWIS	20.988	28	57	FORBES-COWDRY	53.126	53.625	0.499
29	57	FORBES-COWDRY	32.423	222	ROOKE	21.018	29	119	LEWIS	53.374	54.106	0.732
30	222	ROOKE	32.485	619	DOOLAN	21.083	30	222	ROOKE	53.503	53.503	0.000
31	455	DONOVAN	33.585	50	BEHAL	22.029	31	50	BEHAL	55.619	55.619	0.000
32	50	BEHAL	33.590	455	DONOVAN	22.091	32	455	DONOVAN	55.676	55.774	0.098
33							33	71	NORTON		48.618	

BMCRC - MRO Championships 2022 - Rnd 1 @ Brands Hatch Indy

Reactive Parts MRO Powerbikes inc Clubman 1000

QUALIFYING - STATISTICS

Competitors Started 33
Planned Start 2022-03-12 @ 11:33:00.000
Actual Start 2022-03-12 @ 11:20:16.331
Finish Time 2022-03-12 @ 11:33:09.326
Track Length 1.2079mi.
Total Laps 394
Total Distance Covered 475.9305mi.

Session Fastest Lap History

NO	CL	NAME	LAP TIME	TIME OF DAY	LAP	VEHICLE
26		Josh WAINWRIGHT	52.921	11:21:33.900	1	Honda CBR1000RR
99		Bob COLLINS	52.416	11:21:34.466	1	Suzuki GSXR 1000
26		Josh WAINWRIGHT	49.924	11:22:23.827	2	Honda CBR1000RR
99		Bob COLLINS	49.564	11:22:24.028	2	Suzuki GSXR 1000
26		Josh WAINWRIGHT	49.313	11:23:13.139	3	Honda CBR1000RR
99		Bob COLLINS	49.292	11:23:13.322	3	Suzuki GSXR 1000
71		Tom NORTON	49.278	11:24:13.456	4	Kawasaki ZX10
99		Bob COLLINS	48.911	11:24:51.684	5	Suzuki GSXR 1000
99		Bob COLLINS	48.594	11:28:58.901	10	Suzuki GSXR 1000
99		Bob COLLINS	48.549	11:32:15.718	14	Suzuki GSXR 1000
99		Bob COLLINS	48.265	11:33:03.954	15	Suzuki GSXR 1000

Flag History

TYPE	TIME OF DAY
GREEN	11:20:16.331
FINISH	11:33:09.326

Flag Statistics

TYPE	COUNT	TOTAL LAPS	TOTAL TIME
Green	1	16	13:44.674
Red	0	0	0.000
Safety Car	0	0	0.000
FCY	0	0	0.000

BMCRC - MRO Championships 2022 - Rnd 1 @ Brands Hatch Indy

Reactive Parts MRO Powerbikes inc Clubman 1000

QUALIFYING - STATISTICS

CLASS :

24 Starters

Fastest Lap History

NO	NAME	LAP TIME	TIME OF DAY	LAP	VEHICLE
26	Josh WAINWRIGHT	52.921	11:21:33.900	1	Honda CBR1000RR
99	Bob COLLINS	52.416	11:21:34.466	1	Suzuki GSXR 1000
26	Josh WAINWRIGHT	49.924	11:22:23.827	2	Honda CBR1000RR
99	Bob COLLINS	49.564	11:22:24.028	2	Suzuki GSXR 1000
26	Josh WAINWRIGHT	49.313	11:23:13.139	3	Honda CBR1000RR
99	Bob COLLINS	49.292	11:23:13.322	3	Suzuki GSXR 1000
71	Tom NORTON	49.278	11:24:13.456	4	Kawasaki ZX10
99	Bob COLLINS	48.911	11:24:51.684	5	Suzuki GSXR 1000
99	Bob COLLINS	48.594	11:28:58.901	10	Suzuki GSXR 1000
99	Bob COLLINS	48.549	11:32:15.718	14	Suzuki GSXR 1000
99	Bob COLLINS	48.265	11:33:03.954	15	Suzuki GSXR 1000

BMCRC - MRO Championships 2022 - Rnd 1 @ Brands Hatch Indy

Reactive Parts MRO Powerbikes inc Clubman 1000

QUALIFYING - STATISTICS

CLASS : C

9 Starters

Fastest Lap History

NO	NAME	LAP TIME	TIME OF DAY	LAP	VEHICLE
619	Tommy DOOLAN	59.777	11:21:46.395	1	Kawasaki ZX10R
57	Scott FORBES-COWDRY	58.568	11:21:49.601	1	Kawasaki ZX10R
53	Seamus McGLYNN	57.691	11:21:49.775	1	Yamaha R1
100	Antony HUNTER	54.074	11:22:06.591	1	Kawasaki ZX10R
100	Antony HUNTER	52.904	11:22:59.493	2	Kawasaki ZX10R
53	Seamus McGLYNN	51.802	11:23:37.679	3	Yamaha R1
53	Seamus McGLYNN	51.240	11:25:20.806	5	Yamaha R1
53	Seamus McGLYNN	50.787	11:26:11.592	6	Yamaha R1
53	Seamus McGLYNN	50.767	11:27:53.233	8	Yamaha R1
100	Antony HUNTER	50.636	11:29:06.094	9	Kawasaki ZX10R
100	Antony HUNTER	50.006	11:31:44.703	12	Kawasaki ZX10R

BMCRC - MRO Championships 2022 - Rnd 1 @ Brands Hatch Indy



Reactive Parts MRO Powerbikes inc Clubman 1000

RACE 10 - GRID (14 Laps)

ROW 12	36		35	365 Damon RIDES	34	7 Seb JENKINS
ROW 11		55.774	33	455 Tyler DONOVAN	32	50 Aditya Singh BEHAL
					31	119 Adrian LEWIS
ROW 10	30	53.625	57 Scott FORBES-COWDRY	29	53.503	222 Phil ROOKE
					28	53.129
						619 Tommy DOOLAN
ROW 9		52.923	27	86 Frederico LOPES	26	52.625
					25	52.478
						333 Andrew HOUGHTON
ROW 8	24	51.992	277 Adrian AVERRE	23	51.871	115 Stacey KILLWORTH
					22	51.809
						60 Jack YOUNGE
ROW 7		51.720	21	21 Jack CROUCHER	20	51.476
					19	51.121
						51 Michael HOGARTH
ROW 6	18	50.996	54 Steve HENEGHAN	17	50.923	12 David COMBRINCK
					16	50.629
						53 Seamus McGLYNN
ROW 5		50.581	15	334 Donald GILBERT	14	50.518
					13	50.256
						88 Scott HALLIDAY
ROW 4	12	50.006	100 Antony HUNTER	11	49.910	98 Rick DICKINSON
					10	49.895
						711 Ritchie THORNTON
ROW 3		49.878	9	83 Jason SIGGS	8	49.655
					7	49.616
						52 Ben COTGROVE
ROW 2	6	49.430	25 Sam SMITH	5	49.341	48 Nicky WILSON
					4	49.085
						2 Peter BAKER
ROW 1		49.019	3	26 Josh WAINWRIGHT	2	48.618
					1	48.265
						99 Bob COLLINS
						Pole

Brands Hatch Indy: 1.2079 miles

These results are provisional until the conclusion of any judicial and technical matters.

Clerk Of Course :	Stewards :	Timekeeper : Craig Smith
-------------------	------------	--------------------------

Results can be found at www.tsl-timing.com

Printed - 11:36 Saturday, 12 March 2022



BMCRC - MRO Championships 2022 - Rnd 1 @ Brands Hatch Indy

Reactive Parts MRO Powerbikes inc Clubman 1000



RACE 10 - CLASSIFICATION - AMENDED

POS	NO	CL	PIC NAME	ENTRY	LAPS	TIME	GAP	DIFF	MPH	BEST	ON
1	99		1 Bob COLLINS	Suzuki GSXR 1000 - FWR.co.uk	14	11:25.977			88.74	48.149	8
2	71		2 Tom NORTON	Kawasaki ZX10 -	14	11:26.057	0.080	0.080	88.73	48.186	9
3	26		3 Josh WAINWRIGHT	Honda CBR1000RR - JW MOT Centre	14	11:26.585	0.608	0.528	88.67	48.047	4
4	48		4 Nicky WILSON	Suzuki GSXR 1000 - Demon GP/Haslemere Motorc	14	11:32.993	7.016	6.408	87.85	48.405	10
5	2		5 Peter BAKER	Kawasaki ZX10R - TJ & Peter Baker MC's	14	11:35.105	9.128	2.112	87.58	48.505	10
6	25		6 Sam SMITH	Yamaha YZF1000 R1 - Exclusiv events	14	11:37.137	11.160	2.032	87.32	49.004	7
7	711		7 Ritchie THORNTON	Kawasaki ZX10R - Team 71	14	11:37.999	12.022	0.862	87.22	48.899	10
8	9		8 Luke DIXON	BMW S1000RR -	14	11:40.416	14.439	2.417	86.92	48.732	10
9	52		9 Ben COTGROVE	Yamaha R1 - MFR	14	11:45.944	19.967	5.528	86.23	49.721	5
10	334		10 Donald GILBERT	Suzuki GSXR1000 - S and N tyres	14	11:51.318	25.341	5.374	85.58	49.829	5
11	98*		11 Rick DICKINSON	BMW S1000RR - MotorcycleRaceParts.co.uk	14	11:53.380	27.403	2.062	85.34	49.822	14
12	54		12 Steve HENEGHAN	Honda CBR1000RR - Reactive Parts	14	11:53.419	27.442	0.039	85.33	49.559	14
13	88		13 Scott HALLIDAY	Suzuki GSXR 1000 - Performance fitness gym	14	11:54.158	28.181	0.739	85.24	49.833	4
14	53 C		1 Seamus McGLYNN	Yamaha R1 -	14	11:54.336	28.359	0.178	85.22	49.860	14
15	83		14 Jason SIGGS	Yamaha R1 - J Siggs Construction	14	11:55.255	29.278	0.919	85.11	49.882	13
16	21		15 Jack CROUCHER	BMW S1000RR - Trendy lofts	14	11:58.491	32.514	3.236	84.73	49.886	10
17	12		16 David COMBRINCK	Kawasaki ZX10R -	14	12:06.391	40.414	7.900	83.81	50.199	7
18	277 C		2 Adrian AVERRE	Ducati PANIGALE V4 - Ryders Alley Racing	14	12:06.948	40.971	0.557	83.74	50.549	4
19	17		17 Philip BAKER	BMW S1000RR - Paul & Justine Bushell	14	12:07.491	41.514	0.543	83.68	50.814	14
20	100 C		3 Antony HUNTER	Kawasaki ZX10R - Uncletoms motoring centre	14	12:10.806	44.829	3.315	83.30	50.098	5
21	60		18 Jack YOUNGE	Kawasaki ZX10R - Chase Timber products	14	12:15.641	49.664	4.835	82.75	51.237	11
22	51		19 Michael HOGARTH	Kawasaki ZX10 RR - WHR Racing	14	12:17.335	51.358	1.694	82.56	51.547	5
23	110 C		4 Michael CLARKE	Yamaha R1 - BIKEBASE - MX5 PARTS WAREHOL	13	11:31.032	1 Lap	1 Lap	81.80	51.210	3
24	333		20 Andrew HOUGHTON	Yamaha R1 -	13	11:33.637	1 Lap	2.605	81.50	51.859	10
25	86 C		5 Frederico LOPES	Yamaha R1 - FLR Procurement Ltd	13	11:41.281	1 Lap	7.644	80.61	52.668	11
26	222 C		6 Phil ROOKE	Kawaskai ZX10R - GW HIGHWAYS & CLEARWAY	13	11:42.593	1 Lap	1.312	80.46	52.672	7
27	57 C		7 Scott FORBES-COWDRY	Kawasaki ZX10R -	13	11:42.751	1 Lap	0.158	80.44	52.623	11
28	619 C		8 Tommy DOOLAN	Kawasaki ZX10R - Quinton contracts	13	11:48.562	1 Lap	5.811	79.78	53.181	5
29	455 C		9 Tyler DONOVAN	Kawasaki ZX10R -	13	12:19.835	1 Lap	31.273	76.41	55.360	12

NOT CLASSIFIED

DNF	50		Aditya Singh BEHAL	Kawasaki ZX10-R -	6	5:47.815	8 Laps	7 Laps	75.01	56.171	4
-----	----	--	--------------------	-------------------	---	----------	--------	--------	-------	--------	---

FASTEST LAP

26			Josh WAINWRIGHT	Honda CBR1000RR - JW MOT Centre	4	48.047			90.50 mph	145.65 kph
53 C			Seamus McGLYNN	Yamaha R1 -	14	49.860			87.21 mph	140.36 kph

Result Amended - Jump start penalty for Bike 98 rescinded & correction of class for Bike 277

Class - 92.5% of Race Speed = 82.08 mph

Class C - 92.5% of Race Speed = 78.82 mph

Race Distance: 14 Laps / 16.91 miles

Brands Hatch Indy: 1.2079 miles

Date: 12/03/2022 Start: 14:28 Finish: 14:39

Weather / Track : Cloudy / Dry

These results are provisional until the conclusion of any judicial and technical matters.

Clerk Of Course :	Stewards :	Timekeeper : Craig Smith
-------------------	------------	--------------------------

Results can be found at www.tsl-timing.com

Printed - 15:21 Saturday, 12 March 2022



BMCRC - MRO Championships 2022 - Rnd 1 @ Brands Hatch Indy

Reactive Parts MRO Powerbikes inc Clubman 1000

RACE 10 - LAP CHART

LAP 1 @ 14:29:04.906			LAP 3 @ 14:30:42.269			LAP 5 @ 14:32:19.489			LAP 7 @ 14:33:57.457			LAP 9 @ 14:35:33.880		
NO	BEHIND	LAP TIME	NO	BEHIND	LAP TIME	NO	BEHIND	LAP TIME	NO	BEHIND	LAP TIME	NO	BEHIND	LAP TIME
99		53.333	99		48.593	99		48.646	99		49.509	99		48.274
71	0.526	53.859	71	0.375	48.366	71	0.122	48.634	71	0.247	49.469	71	0.517	48.186
26	1.424	54.757	26	1.036	48.330	26	0.525	48.662	26	0.805	49.627	26	1.259	48.506
52	1.448	54.781	2	3.079	49.134	2	4.310	48.826	455	1 Lap	56.874	48	5.263	48.854
2	1.564	54.897	25	3.434	49.293	25	4.462	49.162	50	1 Lap	56.907	2	7.030	48.939
25	1.901	55.234	48	3.733	49.372	48	4.615	49.019	48	4.375	48.527	25	7.310	49.445
9	2.420	55.753	52	4.009	50.143	52	5.772	49.095	25	5.059	49.004	711	8.942	49.224
711	2.520	55.853	711	4.126	49.162	711	6.374	49.721	2	5.252	48.966	9	9.409	48.967
48	2.523	55.856	9	4.627	49.730	52	6.620	49.186	711	6.562	49.289	52	11.827	50.039
334	3.045	56.378	334	6.177	49.973	9	8.942	49.829	9	6.866	48.914	334	16.499	51.096
98	3.931	57.264	88	8.129	50.472	334	10.794	49.822	52	8.324	49.784	455	1 Lap	56.969
88	4.144	57.477	98	8.402	50.714	54	10.980	50.238	334	11.586	50.360	54	19.016	50.676
83	4.428	57.761	54	8.430	50.369	88	10.980	50.238	54	12.980	49.972	88	19.555	50.896
54	4.661	57.994	83	9.184	50.928	98	11.285	50.079	88	14.007	50.370	98	19.738	50.922
100	4.889	58.222	53	9.456	50.480	83	12.465	50.309	98	14.246	50.408	53	19.840	50.693
53	5.055	58.388	100	9.763	51.117	53	12.496	50.135	83	15.248	50.560	83	20.552	50.675
110	5.746	59.079	110	11.343	51.210	100	13.355	50.098	53	15.336	50.580	21	25.036	50.773
17	5.957	59.290	17	11.974	51.537	17	17.833	50.951	100	19.029	51.823	12	26.006	51.060
51	6.348	59.681	51	12.454	51.729	21	17.876	52.008	21	20.579	50.236	100	26.171	52.361
12	7.100	1:00.433	12	12.581	51.464	12	17.953	51.614	12	21.010	50.199	17	28.711	51.005
60	7.126	1:00.459	21	12.663	50.656	110	18.034	52.613	17	23.018	50.848	277	29.309	50.650
21	7.180	1:00.513	277	13.858	51.153	51	18.346	51.547	277	23.877	51.258	51	32.536	51.881
277	7.525	1:00.858	60	14.998	52.381	277	18.488	51.301	110	24.126	51.870	110	33.734	53.057
86	8.396	1:01.729	86	18.386	53.430	60	21.368	51.400	51	24.276	51.791	60	33.797	52.346
619	8.898	1:02.231	619	18.940	53.554	333	26.829	52.057	60	26.437	51.447	333	43.139	52.697
222	9.201	1:02.534	333	18.980	53.464	86	27.722	53.191	333	33.378	52.293	222	46.671	52.881
333	9.383	1:02.716	222	19.124	52.940	619	28.575	53.181	86	36.497	53.369	86	47.200	53.350
57	9.983	1:03.316	57	20.869	53.655	222	28.646	53.065	222	36.618	52.672	619	47.602	53.207
50	11.521	1:04.854	50	27.392	56.634	57	29.483	52.830	619	37.100	53.261	57	47.814	52.846
455	12.041	1:05.374	455	27.501	56.497	455	42.659	56.281	57	38.464	53.257			
						50	42.992	56.649						

LAP 2 @ 14:29:53.676			LAP 4 @ 14:31:30.843			LAP 6 @ 14:33:07.948			LAP 8 @ 14:34:45.606			LAP 10 @ 14:36:22.186		
NO	BEHIND	LAP TIME	NO	BEHIND	LAP TIME	NO	BEHIND	LAP TIME	NO	BEHIND	LAP TIME	NO	BEHIND	LAP TIME
99		48.770	99		48.574	99		48.459	99		48.149	99		48.306
71	0.602	48.846	71	0.134	48.333	71	0.287	48.624	71	0.605	48.507	71	0.542	48.331
26	1.299	48.645	26	0.509	48.047	26	0.687	48.621	26	1.027	48.371	26	1.341	48.388
52	2.459	49.781	25	3.946	49.086	48	5.357	49.201	48	4.683	48.457	48	5.362	48.405
2	2.538	49.744	2	4.130	49.625	25	5.564	49.561	25	6.139	49.229	2	7.229	48.505
25	2.734	49.603	48	4.242	49.083	2	5.795	49.944	2	6.365	49.262	25	8.300	49.296
48	2.954	49.201	52	5.299	49.864	711	6.782	49.469	711	7.992	49.579	711	9.535	48.899
9	3.490	49.840	711	5.323	49.771	9	7.461	49.300	9	8.716	49.999	9	9.835	48.732
711	3.557	49.807	9	6.080	50.027	52	8.049	50.134	455	1 Lap	55.672	52	13.484	49.963
334	4.797	50.522	334	7.759	50.156	334	10.735	50.252	52	10.062	49.887	334	18.665	50.472
88	6.250	50.876	88	9.388	49.833	54	12.517	50.182	334	13.677	50.240	54	21.895	51.185
98	6.281	51.120	54	9.618	49.762	88	13.146	50.625	54	16.614	51.783	98	22.208	50.776
54	6.654	50.763	98	9.852	50.024	98	13.347	50.521	88	16.933	51.075	53	22.639	51.105
83	6.849	51.191	83	10.802	50.192	83	14.197	50.191	98	17.090	50.993	88	22.665	51.416
100	7.239	51.120	53	11.007	50.125	53	14.265	50.228	53	17.421	50.234	83	23.784	51.538
53	7.569	51.284	100	11.903	50.714	100	16.715	51.819	83	18.151	51.052	455	1 Lap	56.836
110	8.726	51.750	110	14.067	51.298	21	19.852	50.478	100	22.084	51.204	21	26.616	49.886
17	9.030	51.843	17	14.514	51.114	12	20.320	50.826	21	22.537	50.107	12	31.090	53.390
51	9.318	51.740	12	14.985	50.978	17	21.679	52.262	12	23.220	50.359	277	31.836	50.833
12	9.710	51.380	51	15.445	51.565	110	21.765	52.190	17	25.980	51.111	17	31.917	51.512
21	10.600	52.190	21	15.528	51.439	51	21.994	52.107	277	26.933	51.205	100	31.957	54.092
60	11.210	52.854	277	15.833	50.549	277	22.128	52.099	51	28.929	52.802	51	36.072	51.842
277	11.298	52.543	60	18.614	52.190	60	24.499	51.590	110	28.951	52.974	60	37.116	51.625
86	13.549	53.923	86	23.177	53.365	333	30.594	52.224	60	29.725	51.437	110	38.876	53.448
619	13.979	53.851	333	23.418	53.012	86	32.637	53.374	333	38.716	53.487	333	46.692	51.859
333	14.109	53.496	619	24.040	53.674	619	33.348	53.232	222	42.064	53.595			
222	14.777	54.346	222	24.227	53.677	222	33.455	53.268	86	42.124	53.776			
57	15.807	54.594	57	25.299	53.004	57	34.716	53.692	619	42.669	53.718			
50	19.351	56.600	50	34.989	56.171				57	43.242	52.927			
455	19.597	56.326												

LAP 11 @ 14:37:11.845		
NO	BEHIND	LAP TIME
99		49.659
71	0.308	49.425

BMCRC - MRO Championships 2022 - Rnd 1 @ Brands Hatch Indy

Reactive Parts MRO Powerbikes inc Clubman 1000

RACE 10 - LAP CHART

26	1.379	49.697	48	6.191	49.060
222	1 Lap	53.748	2	8.261	49.380
86	1 Lap	53.324	25	10.417	50.296
619	1 Lap	54.062	86	1 Lap	53.089
57	1 Lap	53.928	711	11.167	50.027
48	4.480	48.777	222	1 Lap	53.107
2	6.216	48.646	57	1 Lap	52.815
25	7.827	49.186	9	12.045	50.425
711	9.065	49.189	619	1 Lap	54.808
9	9.468	49.292	52	17.661	50.351
52	13.914	50.089	334	23.279	50.493
334	19.357	50.351	98	26.020	49.844
54	22.581	50.345	54	26.322	50.225
98	22.883	50.334	88	26.642	50.099
88	23.239	50.233	53	26.938	50.451
53	23.321	50.341	83	27.631	49.882
83	24.326	50.201	21	30.541	50.207
21	27.313	50.356	12	38.141	51.275
455	1 Lap	56.125	277	38.379	51.286
12	32.829	51.398	17	39.139	51.472
277	33.140	50.963	100	41.043	52.119
17	33.639	51.381	60	46.186	52.198
100	34.291	51.993	455	1 Lap	55.360
51	38.227	51.814	51	46.829	52.882
60	38.694	51.237			
110	42.451	53.234			

LAP 14 @ 14:39:37.550

LAP 12 @ 14:38:00.702

NO	BEHIND	LAP TIME	NO	BEHIND	LAP TIME
99		48.857	99		48.439
71	0.138	48.687	71	0.080	48.445
333	1 Lap	52.021	26	0.608	48.274
26	0.795	48.273	110	1 Lap	54.323
48	5.540	49.917	48	7.016	49.264
86	1 Lap	52.668	333	1 Lap	52.215
222	1 Lap	53.461	2	9.128	49.306
2	7.290	49.931	25	11.160	49.182
57	1 Lap	52.623	711	12.022	49.294
25	8.530	49.560	9	14.439	50.833
619	1 Lap	53.734	86	1 Lap	52.693
711	9.549	49.341	222	1 Lap	53.299
9	10.029	49.418	57	1 Lap	53.264
52	15.719	50.662	52	19.967	50.745
334	21.195	50.695	619	1 Lap	56.049
54	24.506	50.782	334	25.341	50.501
98	24.585	50.559	98	27.403	49.822
53	24.896	50.432	54	27.442	49.559
88	24.952	50.570	88	28.181	49.978
83	26.158	50.689	53	28.359	49.860
21	28.743	50.287	83	29.278	50.086
12	35.275	51.303	21	32.514	50.412
277	35.502	51.219	12	40.414	50.712
17	36.076	51.294	277	40.971	51.031
100	37.333	51.899	17	41.514	50.814
455	1 Lap	55.795	100	44.829	52.225
51	42.356	52.986	60	49.664	51.917
60	42.397	52.560	51	51.358	52.968
110	47.580	53.986	455	1 Lap	55.629

LAP 13 @ 14:38:49.111

NO	BEHIND	LAP TIME
99		48.409
71	0.074	48.345
26	0.773	48.387
333	1 Lap	52.096

Weather / Track : Cloudy / Dry

BMCRC - MRO Championships 2022 - Rnd 1 @ Brands Hatch Indy

Reactive Parts MRO Powerbikes inc Clubman 1000

RACE 10 - SECTOR ANALYSIS



SECTOR 1 = FL to I1, SECTOR 2 = I1 to FL, DIFF = Difference To Personal Best Lap, P = Crossed Finish Line in Pit Lane, D = Time Disallowed

P1 99		Bob COLLINS		Suzuki GSXR 1000 - FWR.co.uk			
IDEAL LAP TIME : 48.149		BEST LAP TIME : 48.149		DIFFERENCE : 0.000			
LAP	SECTOR 1	SECTOR 2	LAP TIME	MPH	DIFF	TIME OF DAY	
1 -		19.609	53.333	81.53	5.184	14:29:04.906	
2 -	29.216	19.554	48.770	89.16	0.621	14:29:53.676	
3 -	29.222	19.371	48.593	89.49	0.444	14:30:42.269	
4 -	29.175	19.399	48.574	89.52	0.425	14:31:30.843	
5 -	29.175	19.471	48.646	89.39	0.497	14:32:19.489	
6 -	29.130	19.329	48.459	89.73	0.310	14:33:07.948	
7 -	29.398	20.111	49.509	87.83	1.360	14:33:57.457	
8 -	28.824	19.325	48.149 (1)	90.31		14:34:45.606	
9 -	28.941	19.333	48.274 (2)	90.08	0.125	14:35:33.880	
10 -	28.866	19.440	48.306 (3)	90.02	0.157	14:36:22.186	
11 -	30.256	19.403	49.659	87.56	1.510	14:37:11.845	
12 -	29.144	19.713	48.857	89.00	0.708	14:38:00.702	
13 -	29.005	19.404	48.409	89.83	0.260	14:38:49.111	
14 -	29.082	19.357	48.439	89.77	0.290	14:39:37.550	

P2 71		Tom NORTON		Kawasaki ZX10 -			
IDEAL LAP TIME : 48.133		BEST LAP TIME : 48.186		DIFFERENCE : 0.053			
LAP	SECTOR 1	SECTOR 2	LAP TIME	MPH	DIFF	TIME OF DAY	
1 -		19.491	53.859	80.73	5.673	14:29:05.432	
2 -	29.431	19.415	48.846	89.02	0.660	14:29:54.278	
3 -	29.186	19.180	48.366	89.91	0.180	14:30:42.644	
4 -	29.064	19.269	48.333 (3)	89.97	0.147	14:31:30.977	
5 -	29.307	19.327	48.634	89.41	0.448	14:32:19.611	
6 -	29.380	19.244	48.624	89.43	0.438	14:33:08.235	
7 -	29.356	20.113	49.469	87.90	1.283	14:33:57.704	
8 -	29.220	19.287	48.507	89.64	0.321	14:34:46.211	
9 -	28.953	19.233	48.186 (1)	90.24		14:35:34.397	
10 -	29.014	19.317	48.331 (2)	89.97	0.145	14:36:22.728	
11 -	30.026	19.399	49.425	87.98	1.239	14:37:12.153	
12 -	29.210	19.477	48.687	89.31	0.501	14:38:00.840	
13 -	29.099	19.246	48.345	89.94	0.159	14:38:49.185	
14 -	29.124	19.321	48.445	89.76	0.259	14:39:37.630	

P3 26		Josh WAINWRIGHT		Honda CBR1000RR - JW MOT Centre			
IDEAL LAP TIME : 48.000		BEST LAP TIME : 48.047		DIFFERENCE : 0.047			
LAP	SECTOR 1	SECTOR 2	LAP TIME	MPH	DIFF	TIME OF DAY	
1 -		19.771	54.757	79.41	6.710	14:29:06.330	
2 -	29.506	19.139	48.645	89.39	0.598	14:29:54.975	
3 -	29.135	19.195	48.330	89.97	0.283	14:30:43.305	
4 -	28.900	19.147	48.047 (1)	90.50		14:31:31.352	
5 -	29.287	19.375	48.662	89.36	0.615	14:32:20.014	
6 -	29.427	19.194	48.621	89.43	0.574	14:33:08.635	
7 -	29.252	20.375	49.627	87.62	1.580	14:33:58.262	
8 -	29.150	19.221	48.371	89.90	0.324	14:34:46.633	
9 -	28.877	19.629	48.506	89.65	0.459	14:35:35.139	
10 -	29.106	19.282	48.388	89.86	0.341	14:36:23.527	
11 -	29.830	19.867	49.697	87.50	1.650	14:37:13.224	
12 -	28.957	19.316	48.273 (2)	90.08	0.226	14:38:01.497	
13 -	29.192	19.195	48.387	89.87	0.340	14:38:49.884	
14 -	29.151	19.123	48.274 (3)	90.08	0.227	14:39:38.158	

BMCRC - MRO Championships 2022 - Rnd 1 @ Brands Hatch Indy

Reactive Parts MRO Powerbikes inc Clubman 1000

RACE 10 - SECTOR ANALYSIS



SECTOR 1 = FL to I1, SECTOR 2 = I1 to FL, DIFF = Difference To Personal Best Lap, P = Crossed Finish Line in Pit Lane, D = Time Disallowed

P4 48		Nicky WILSON		Suzuki GSXR 1000 - Demon GP/Haslemere Motorcycles			
IDEAL LAP TIME : 48.174		BEST LAP TIME : 48.405		DIFFERENCE : 0.231			
LAP	SECTOR 1	SECTOR 2	LAP TIME	MPH	DIFF	TIME OF DAY	
1 -		19.820	55.856	77.85	7.451	14:29:07.429	
2 -	29.757	19.444	49.201	88.38	0.796	14:29:56.630	
3 -	29.719	19.653	49.372	88.07	0.967	14:30:46.002	
4 -	29.550	19.533	49.083	88.59	0.678	14:31:35.085	
5 -	29.621	19.398	49.019	88.71	0.614	14:32:24.104	
6 -	29.593	19.608	49.201	88.38	0.796	14:33:13.305	
7 -	29.187	19.340	48.527 (3)	89.61	0.122	14:34:01.832	
8 -	29.095	19.362	48.457 (2)	89.74	0.052	14:34:50.289	
9 -	29.243	19.611	48.854	89.01	0.449	14:35:39.143	
10 -	28.834	19.571	48.405 (1)	89.83		14:36:27.548	
11 -	29.226	19.551	48.777	89.15	0.372	14:37:16.325	
12 -	29.928	19.989	49.917	87.11	1.512	14:38:06.242	
13 -	29.443	19.617	49.060	88.63	0.655	14:38:55.302	
14 -	29.194	20.070	49.264	88.27	0.859	14:39:44.566	

P5 2		Peter BAKER		Kawasaki ZX10R - TJ & Peter Baker MC's			
IDEAL LAP TIME : 48.481		BEST LAP TIME : 48.505		DIFFERENCE : 0.024			
LAP	SECTOR 1	SECTOR 2	LAP TIME	MPH	DIFF	TIME OF DAY	
1 -		19.413	54.897	79.21	6.392	14:29:06.470	
2 -	30.044	19.700	49.744	87.41	1.239	14:29:56.214	
3 -	29.590	19.544	49.134	88.50	0.629	14:30:45.348	
4 -	29.965	19.660	49.625	87.62	1.120	14:31:34.973	
5 -	29.330	19.496	48.826 (3)	89.06	0.321	14:32:23.799	
6 -	29.922	20.022	49.944	87.06	1.439	14:33:13.743	
7 -	29.451	19.515	48.966	88.80	0.461	14:34:02.709	
8 -	29.561	19.701	49.262	88.27	0.757	14:34:51.971	
9 -	29.379	19.560	48.939	88.85	0.434	14:35:40.910	
10 -	29.095	19.410	48.505 (1)	89.65		14:36:29.415	
11 -	29.260	19.386	48.646 (2)	89.39	0.141	14:37:18.061	
12 -	30.130	19.801	49.931	87.09	1.426	14:38:07.992	
13 -	29.737	19.643	49.380	88.06	0.875	14:38:57.372	
14 -	29.597	19.709	49.306	88.19	0.801	14:39:46.678	

P6 25		Sam SMITH		Yamaha YZF1000 R1 - Exclusiv events			
IDEAL LAP TIME : 48.930		BEST LAP TIME : 49.004		DIFFERENCE : 0.074			
LAP	SECTOR 1	SECTOR 2	LAP TIME	MPH	DIFF	TIME OF DAY	
1 -		19.733	55.234	78.72	6.230	14:29:06.807	
2 -	30.056	19.547	49.603	87.66	0.599	14:29:56.410	
3 -	29.799	19.494	49.293	88.21	0.289	14:30:45.703	
4 -	29.605	19.481	49.086 (2)	88.59	0.082	14:31:34.789	
5 -	29.643	19.519	49.162 (3)	88.45	0.158	14:32:23.951	
6 -	29.942	19.619	49.561	87.74	0.557	14:33:13.512	
7 -	29.679	19.325	49.004 (1)	88.73		14:34:02.516	
8 -	29.712	19.517	49.229	88.33	0.225	14:34:51.745	
9 -	29.773	19.672	49.445	87.94	0.441	14:35:41.190	
10 -	29.689	19.607	49.296	88.21	0.292	14:36:30.486	
11 -	29.667	19.519	49.186	88.41	0.182	14:37:19.672	
12 -	30.008	19.552	49.560	87.74	0.556	14:38:09.232	
13 -	30.386	19.910	50.296	86.46	1.292	14:38:59.528	
14 -	29.788	19.394	49.182	88.41	0.178	14:39:48.710	

BMCRC - MRO Championships 2022 - Rnd 1 @ Brands Hatch Indy

Reactive Parts MRO Powerbikes inc Clubman 1000

RACE 10 - SECTOR ANALYSIS



SECTOR 1 = FL to I1, SECTOR 2 = I1 to FL, DIFF = Difference To Personal Best Lap, P = Crossed Finish Line in Pit Lane, D = Time Disallowed

P7 711		Ritchie THORNTON		Kawasaki ZX10R - Team 71		
IDEAL LAP TIME : 48.790		BEST LAP TIME : 48.899		DIFFERENCE : 0.109		
LAP	SECTOR 1	SECTOR 2	LAP TIME	MPH	DIFF	TIME OF DAY
1 -		19.610	55.853	77.85	6.954	14:29:07.426
2 -	30.311	19.496	49.807	87.30	0.908	14:29:57.233
3 -	29.481	19.681	49.162 (3)	88.45	0.263	14:30:46.395
4 -	29.845	19.926	49.771	87.37	0.872	14:31:36.166
5 -	29.589	19.506	49.095 (2)	88.57	0.196	14:32:25.261
6 -	29.859	19.610	49.469	87.90	0.570	14:33:14.730
7 -	29.616	19.673	49.289	88.22	0.390	14:34:04.019
8 -	29.640	19.939	49.579	87.71	0.680	14:34:53.598
9 -	29.667	19.557	49.224	88.34	0.325	14:35:42.822
10 -	29.294	19.605	48.899 (1)	88.93		14:36:31.721
11 -	29.660	19.529	49.189	88.40	0.290	14:37:20.910
12 -	29.694	19.647	49.341	88.13	0.442	14:38:10.251
13 -	29.928	20.099	50.027	86.92	1.128	14:39:00.278
14 -	29.730	19.564	49.294	88.21	0.395	14:39:49.572

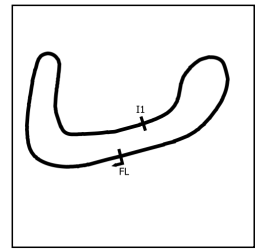
P8 9		Luke DIXON		BMW S1000RR -		
IDEAL LAP TIME : 48.583		BEST LAP TIME : 48.732		DIFFERENCE : 0.149		
LAP	SECTOR 1	SECTOR 2	LAP TIME	MPH	DIFF	TIME OF DAY
1 -		19.888	55.753	77.99	7.021	14:29:07.326
2 -	30.210	19.630	49.840	87.25	1.108	14:29:57.166
3 -	29.785	19.945	49.730	87.44	0.998	14:30:46.896
4 -	29.508	20.519	50.027	86.92	1.295	14:31:36.923
5 -	29.417	19.769	49.186	88.41	0.454	14:32:26.109
6 -	29.714	19.586	49.300	88.20	0.568	14:33:15.409
7 -	29.422	19.492	48.914 (2)	88.90	0.182	14:34:04.323
8 -	29.679	20.320	49.999	86.97	1.267	14:34:54.322
9 -	29.412	19.555	48.967 (3)	88.80	0.235	14:35:43.289
10 -	29.091	19.641	48.732 (1)	89.23		14:36:32.021
11 -	29.690	19.602	49.292	88.22	0.560	14:37:21.313
12 -	29.611	19.807	49.418	87.99	0.686	14:38:10.731
13 -	29.895	20.530	50.425	86.23	1.693	14:39:01.156
14 -	30.539	20.294	50.833	85.54	2.101	14:39:51.989

P9 52		Ben COTGROVE		Yamaha R1 - MFR		
IDEAL LAP TIME : 49.672		BEST LAP TIME : 49.721		DIFFERENCE : 0.049		
LAP	SECTOR 1	SECTOR 2	LAP TIME	MPH	DIFF	TIME OF DAY
1 -		19.948	54.781	79.38	5.060	14:29:06.354
2 -	29.986	19.795	49.781 (2)	87.35	0.060	14:29:56.135
3 -	30.028	20.115	50.143	86.72	0.422	14:30:46.278
4 -	29.930	19.934	49.864	87.20	0.143	14:31:36.142
5 -	29.910	19.811	49.721 (1)	87.46		14:32:25.863
6 -	30.210	19.924	50.134	86.73	0.413	14:33:15.997
7 -	29.887	19.897	49.784 (3)	87.34	0.063	14:34:05.781
8 -	29.877	20.010	49.887	87.16	0.166	14:34:55.668
9 -	29.893	20.146	50.039	86.90	0.318	14:35:45.707
10 -	29.949	20.014	49.963	87.03	0.242	14:36:35.670
11 -	30.052	20.037	50.089	86.81	0.368	14:37:25.759
12 -	30.334	20.328	50.662	85.83	0.941	14:38:16.421
13 -	30.296	20.055	50.351	86.36	0.630	14:39:06.772
14 -	30.424	20.321	50.745	85.69	1.024	14:39:57.517

BMCRC - MRO Championships 2022 - Rnd 1 @ Brands Hatch Indy

Reactive Parts MRO Powerbikes inc Clubman 1000

RACE 10 - SECTOR ANALYSIS



SECTOR 1 = FL to I1, SECTOR 2 = I1 to FL, DIFF = Difference To Personal Best Lap, P = Crossed Finish Line in Pit Lane, D = Time Disallowed

P10 334		Donald GILBERT		Suzuki GSXR1000 - S and N tyres			
IDEAL LAP TIME : 49.795		BEST LAP TIME : 49.829		DIFFERENCE : 0.034			
LAP	SECTOR 1	SECTOR 2	LAP TIME	MPH	DIFF	TIME OF DAY	
1 -		19.882	56.378	77.13	6.549	14:29:07.951	
2 -	30.680	19.842	50.522	86.07	0.693	14:29:58.473	
3 -	30.200	19.773	49.973 (2)	87.01	0.144	14:30:48.446	
4 -	30.274	19.882	50.156 (3)	86.70	0.327	14:31:38.602	
5 -	30.115	19.714	49.829 (1)	87.27		14:32:28.431	
6 -	30.493	19.759	50.252	86.53	0.423	14:33:18.683	
7 -	30.506	19.854	50.360	86.35	0.531	14:34:09.043	
8 -	30.081	20.159	50.240	86.55	0.411	14:34:59.283	
9 -	30.488	20.608	51.096	85.10	1.267	14:35:50.379	
10 -	30.482	19.990	50.472	86.15	0.643	14:36:40.851	
11 -	30.250	20.101	50.351	86.36	0.522	14:37:31.202	
12 -	30.478	20.217	50.695	85.77	0.866	14:38:21.897	
13 -	30.313	20.180	50.493	86.12	0.664	14:39:12.390	
14 -	30.285	20.216	50.501	86.10	0.672	14:40:02.891	

P11 54		Steve HENEGHAN		Honda CBR1000RR - Reactive Parts			
IDEAL LAP TIME : 49.452		BEST LAP TIME : 49.559		DIFFERENCE : 0.107			
LAP	SECTOR 1	SECTOR 2	LAP TIME	MPH	DIFF	TIME OF DAY	
1 -		20.462	57.994	74.98	8.435	14:29:09.567	
2 -	30.972	19.791	50.763	85.66	1.204	14:30:00.330	
3 -	30.444	19.925	50.369	86.33	0.810	14:30:50.699	
4 -	30.163	19.599	49.762 (2)	87.38	0.203	14:31:40.461	
5 -	29.853	19.969	49.822 (3)	87.28	0.263	14:32:30.283	
6 -	30.216	19.966	50.182	86.65	0.623	14:33:20.465	
7 -	29.956	20.016	49.972	87.02	0.413	14:34:10.437	
8 -	30.559	21.224	51.783	83.97	2.224	14:35:02.220	
9 -	30.363	20.313	50.676	85.81	1.117	14:35:52.896	
10 -	31.104	20.081	51.185	84.95	1.626	14:36:44.081	
11 -	30.350	19.995	50.345	86.37	0.786	14:37:34.426	
12 -	30.356	20.426	50.782	85.63	1.223	14:38:25.208	
13 -	30.505	19.720	50.225	86.58	0.666	14:39:15.433	
14 -	29.859	19.700	49.559 (1)	87.74		14:40:04.992	

P12 88		Scott HALLIDAY		Suzuki GSXR 1000 - Performance fitness gym			
IDEAL LAP TIME : 49.689		BEST LAP TIME : 49.833		DIFFERENCE : 0.144			
LAP	SECTOR 1	SECTOR 2	LAP TIME	MPH	DIFF	TIME OF DAY	
1 -		20.345	57.477	75.65	7.644	14:29:09.050	
2 -	30.691	20.185	50.876	85.47	1.043	14:29:59.926	
3 -	30.306	20.166	50.472	86.15	0.639	14:30:50.398	
4 -	29.914	19.919	49.833 (1)	87.26		14:31:40.231	
5 -	30.136	20.102	50.238	86.56	0.405	14:32:30.469	
6 -	30.483	20.142	50.625	85.89	0.792	14:33:21.094	
7 -	30.160	20.210	50.370	86.33	0.537	14:34:11.464	
8 -	30.027	21.048	51.075	85.14	1.242	14:35:02.539	
9 -	30.370	20.526	50.896	85.44	1.063	14:35:53.435	
10 -	30.971	20.445	51.416	84.57	1.583	14:36:44.851	
11 -	30.238	19.995	50.233	86.56	0.400	14:37:35.084	
12 -	30.240	20.330	50.570	85.99	0.737	14:38:25.654	
13 -	30.324	19.775	50.099 (3)	86.80	0.266	14:39:15.753	
14 -	30.036	19.942	49.978 (2)	87.01	0.145	14:40:05.731	

BMCRC - MRO Championships 2022 - Rnd 1 @ Brands Hatch Indy

Reactive Parts MRO Powerbikes inc Clubman 1000

RACE 10 - SECTOR ANALYSIS



SECTOR 1 = FL to I1, SECTOR 2 = I1 to FL, DIFF = Difference To Personal Best Lap, P = Crossed Finish Line in Pit Lane, D = Time Disallowed

P13 53 C		Seamus McGLYNN		Yamaha R1 -		
IDEAL LAP TIME : 49.851		BEST LAP TIME : 49.860		DIFFERENCE : 0.009		
LAP	SECTOR 1	SECTOR 2	LAP TIME	MPH	DIFF	TIME OF DAY
1 -		20.591	58.388	74.47	8.528	14:29:09.961
2 -	30.861	20.423	51.284	84.79	1.424	14:30:01.245
3 -	30.567	19.913	50.480	86.14	0.620	14:30:51.725
4 -	30.231	19.894	50.125 (2)	86.75	0.265	14:31:41.850
5 -	30.168	19.967	50.135 (3)	86.73	0.275	14:32:31.985
6 -	30.180	20.048	50.228	86.57	0.368	14:33:22.213
7 -	30.660	19.920	50.580	85.97	0.720	14:34:12.793
8 -	30.209	20.025	50.234	86.56	0.374	14:35:03.027
9 -	30.134	20.559	50.693	85.78	0.833	14:35:53.720
10 -	31.162	19.943	51.105	85.09	1.245	14:36:44.825
11 -	30.306	20.035	50.341	86.38	0.481	14:37:35.166
12 -	30.335	20.097	50.432	86.22	0.572	14:38:25.598
13 -	30.556	19.895	50.451	86.19	0.591	14:39:16.049
14 -	29.957	19.903	49.860 (1)	87.21		14:40:05.909

P14 83		Jason SIGGS		Yamaha R1 - J Siggs Construction		
IDEAL LAP TIME : 49.882		BEST LAP TIME : 49.882		DIFFERENCE : 0.000		
LAP	SECTOR 1	SECTOR 2	LAP TIME	MPH	DIFF	TIME OF DAY
1 -		20.412	57.761	75.28	7.879	14:29:09.334
2 -	30.919	20.272	51.191	84.94	1.309	14:30:00.525
3 -	30.851	20.077	50.928	85.38	1.046	14:30:51.453
4 -	30.264	19.928	50.192	86.63	0.310	14:31:41.645
5 -	30.174	20.135	50.309	86.43	0.427	14:32:31.954
6 -	30.132	20.059	50.191 (3)	86.64	0.309	14:33:22.145
7 -	30.201	20.359	50.560	86.00	0.678	14:34:12.705
8 -	30.438	20.614	51.052	85.17	1.170	14:35:03.757
9 -	30.507	20.168	50.675	85.81	0.793	14:35:54.432
10 -	30.959	20.579	51.538	84.37	1.656	14:36:45.970
11 -	30.127	20.074	50.201	86.62	0.319	14:37:36.171
12 -	30.260	20.429	50.689	85.78	0.807	14:38:26.860
13 -	29.985	19.897	49.882 (1)	87.17		14:39:16.742
14 -	30.006	20.080	50.086 (2)	86.82	0.204	14:40:06.828

P15 21		Jack CROUCHER		BMW S1000RR - Trendy lofts		
IDEAL LAP TIME : 49.886		BEST LAP TIME : 49.886		DIFFERENCE : 0.000		
LAP	SECTOR 1	SECTOR 2	LAP TIME	MPH	DIFF	TIME OF DAY
1 -		21.305	1:00.513	71.86	10.627	14:29:12.086
2 -	31.823	20.367	52.190	83.32	2.304	14:30:04.276
3 -	30.683	19.973	50.656	85.84	0.770	14:30:54.932
4 -	31.230	20.209	51.439	84.53	1.553	14:31:46.371
5 -	30.572	20.379	50.951	85.34	1.065	14:32:37.322
6 -	30.476	20.002	50.478	86.14	0.592	14:33:27.800
7 -	30.320	19.916	50.236	86.56	0.350	14:34:18.036
8 -	30.079	20.028	50.107 (2)	86.78	0.221	14:35:08.143
9 -	30.495	20.278	50.773	85.64	0.887	14:35:58.916
10 -	30.026	19.860	49.886 (1)	87.17		14:36:48.802
11 -	30.143	20.213	50.356	86.35	0.470	14:37:39.158
12 -	30.233	20.054	50.287	86.47	0.401	14:38:29.445
13 -	30.148	20.059	50.207 (3)	86.61	0.321	14:39:19.652
14 -	30.076	20.336	50.412	86.26	0.526	14:40:10.064

BMCRC - MRO Championships 2022 - Rnd 1 @ Brands Hatch Indy

Reactive Parts MRO Powerbikes inc Clubman 1000

RACE 10 - SECTOR ANALYSIS



SECTOR 1 = FL to I1, SECTOR 2 = I1 to FL, DIFF = Difference To Personal Best Lap, P = Crossed Finish Line in Pit Lane, D = Time Disallowed

P16 98		Rick DICKINSON		BMW S1000RR - MotorcycleRaceParts.co.uk			
IDEAL LAP TIME : 49.767		BEST LAP TIME : 49.822		DIFFERENCE : 0.055			
LAP	SECTOR 1	SECTOR 2	LAP TIME	MPH	DIFF	TIME OF DAY	
1 -		20.297	57.264	75.93	7.442	14:29:08.837	
2 -	30.683	20.437	51.120	85.06	1.298	14:29:59.957	
3 -	30.591	20.123	50.714	85.74	0.892	14:30:50.671	
4 -	30.014	20.010	50.024 (3)	86.93	0.202	14:31:40.695	
5 -	30.211	19.868	50.079	86.83	0.257	14:32:30.774	
6 -	30.419	20.102	50.521	86.07	0.699	14:33:21.295	
7 -	30.027	20.381	50.408	86.26	0.586	14:34:11.703	
8 -	30.006	20.987	50.993	85.27	1.171	14:35:02.696	
9 -	30.403	20.519	50.922	85.39	1.100	14:35:53.618	
10 -	30.477	20.299	50.776	85.64	0.954	14:36:44.394	
11 -	30.259	20.075	50.334	86.39	0.512	14:37:34.728	
12 -	30.086	20.473	50.559	86.01	0.737	14:38:25.287	
13 -	29.964	19.880	49.844 (2)	87.24	0.022	14:39:15.131	
14 -	29.899	19.923	49.822 (1)	87.28		14:40:04.953	

P17 12		David COMBRINCK		Kawasaki ZX10R -			
IDEAL LAP TIME : 49.922		BEST LAP TIME : 50.199		DIFFERENCE : 0.277			
LAP	SECTOR 1	SECTOR 2	LAP TIME	MPH	DIFF	TIME OF DAY	
1 -		21.221	1:00.433	71.95	10.234	14:29:12.006	
2 -	31.369	20.011	51.380	84.63	1.181	14:30:03.386	
3 -	31.016	20.448	51.464	84.49	1.265	14:30:54.850	
4 -	30.710	20.268	50.978	85.30	0.779	14:31:45.828	
5 -	30.690	20.924	51.614	84.25	1.415	14:32:37.442	
6 -	30.844	19.982	50.826	85.55	0.627	14:33:28.268	
7 -	30.224	19.975	50.199 (1)	86.62		14:34:18.467	
8 -	29.947	20.412	50.359 (2)	86.35	0.160	14:35:08.826	
9 -	30.545	20.515	51.060	85.16	0.861	14:35:59.886	
10 -	32.572	20.818	53.390	81.44	3.191	14:36:53.276	
11 -	31.077	20.321	51.398	84.60	1.199	14:37:44.674	
12 -	30.950	20.353	51.303	84.76	1.104	14:38:35.977	
13 -	31.049	20.226	51.275	84.80	1.076	14:39:27.252	
14 -	30.509	20.203	50.712 (3)	85.75	0.513	14:40:17.964	

P18 277		Adrian AVERRE		Ducati PANIGALE V4 - Ryders Alley Racing			
IDEAL LAP TIME : 50.311		BEST LAP TIME : 50.549		DIFFERENCE : 0.238			
LAP	SECTOR 1	SECTOR 2	LAP TIME	MPH	DIFF	TIME OF DAY	
1 -		21.242	1:00.858	71.45	10.309	14:29:12.431	
2 -	31.779	20.764	52.543	82.76	1.994	14:30:04.974	
3 -	31.223	19.930	51.153	85.01	0.604	14:30:56.127	
4 -	30.680	19.869	50.549 (1)	86.02		14:31:46.676	
5 -	31.051	20.250	51.301	84.76	0.752	14:32:37.977	
6 -	31.545	20.554	52.099	83.46	1.550	14:33:30.076	
7 -	30.868	20.390	51.258	84.83	0.709	14:34:21.334	
8 -	30.791	20.414	51.205	84.92	0.656	14:35:12.539	
9 -	30.522	20.128	50.650 (2)	85.85	0.101	14:36:03.189	
10 -	30.442	20.391	50.833 (3)	85.54	0.284	14:36:54.022	
11 -	30.730	20.233	50.963	85.32	0.414	14:37:44.985	
12 -	31.106	20.113	51.219	84.90	0.670	14:38:36.204	
13 -	31.215	20.071	51.286	84.79	0.737	14:39:27.490	
14 -	30.794	20.237	51.031	85.21	0.482	14:40:18.521	

BMCRC - MRO Championships 2022 - Rnd 1 @ Brands Hatch Indy

Reactive Parts MRO Powerbikes inc Clubman 1000

RACE 10 - SECTOR ANALYSIS



SECTOR 1 = FL to I1, SECTOR 2 = I1 to FL, DIFF = Difference To Personal Best Lap, P = Crossed Finish Line in Pit Lane, D = Time Disallowed

P19 17 Philip BAKER		BMW S1000RR - Paul & Justine Bushell				
IDEAL LAP TIME : 50.647		BEST LAP TIME : 50.814		DIFFERENCE : 0.167		
LAP	SECTOR 1	SECTOR 2	LAP TIME	MPH	DIFF	TIME OF DAY
1 -		21.020	59.290	73.34	8.476	14:29:10.863
2 -	31.346	20.497	51.843	83.88	1.029	14:30:02.706
3 -	31.053	20.484	51.537	84.37	0.723	14:30:54.243
4 -	30.478	20.636	51.114	85.07	0.300	14:31:45.357
5 -	31.028	20.980	52.008	83.61	1.194	14:32:37.365
6 -	31.493	20.769	52.262	83.20	1.448	14:33:29.627
7 -	30.571	20.277	50.848 (2)	85.52	0.034	14:34:20.475
8 -	30.684	20.427	51.111	85.08	0.297	14:35:11.586
9 -	30.708	20.297	51.005 (3)	85.25	0.191	14:36:02.591
10 -	30.480	21.032	51.512	84.41	0.698	14:36:54.103
11 -	30.973	20.408	51.381	84.63	0.567	14:37:45.484
12 -	30.974	20.320	51.294	84.77	0.480	14:38:36.778
13 -	30.979	20.493	51.472	84.48	0.658	14:39:28.250
14 -	30.370	20.444	50.814 (1)	85.57		14:40:19.064

P20 100 C Antony HUNTER		Kawasaki ZX10R - Uncletoms motoring centre				
IDEAL LAP TIME : 50.098		BEST LAP TIME : 50.098		DIFFERENCE : 0.000		
LAP	SECTOR 1	SECTOR 2	LAP TIME	MPH	DIFF	TIME OF DAY
1 -		20.752	58.222	74.68	8.124	14:29:09.795
2 -	31.004	20.116	51.120	85.06	1.022	14:30:00.915
3 -	30.689	20.428	51.117 (3)	85.07	1.019	14:30:52.032
4 -	30.571	20.143	50.714 (2)	85.74	0.616	14:31:42.746
5 -	30.206	19.892	50.098 (1)	86.80		14:32:32.844
6 -	31.228	20.591	51.819	83.91	1.721	14:33:24.663
7 -	31.300	20.523	51.823	83.91	1.725	14:34:16.486
8 -	30.585	20.619	51.204	84.92	1.106	14:35:07.690
9 -	31.149	21.212	52.361	83.05	2.263	14:36:00.051
10 -	32.550	21.542	54.092	80.39	3.994	14:36:54.143
11 -	31.501	20.492	51.993	83.63	1.895	14:37:46.136
12 -	31.315	20.584	51.899	83.78	1.801	14:38:38.035
13 -	31.167	20.952	52.119	83.43	2.021	14:39:30.154
14 -	31.224	21.001	52.225	83.26	2.127	14:40:22.379

P21 60 Jack YOUNGE		Kawasaki ZX10R - Chase Timber products				
IDEAL LAP TIME : 51.167		BEST LAP TIME : 51.237		DIFFERENCE : 0.070		
LAP	SECTOR 1	SECTOR 2	LAP TIME	MPH	DIFF	TIME OF DAY
1 -		21.439	1:00.459	71.92	9.222	14:29:12.032
2 -	31.954	20.900	52.854	82.27	1.617	14:30:04.886
3 -	31.727	20.654	52.381	83.01	1.144	14:30:57.267
4 -	31.311	20.879	52.190	83.32	0.953	14:31:49.457
5 -	30.964	20.436	51.400 (2)	84.60	0.163	14:32:40.857
6 -	31.083	20.507	51.590	84.29	0.353	14:33:32.447
7 -	30.998	20.449	51.447	84.52	0.210	14:34:23.894
8 -	30.904	20.533	51.437 (3)	84.54	0.200	14:35:15.331
9 -	31.593	20.753	52.346	83.07	1.109	14:36:07.677
10 -	31.184	20.441	51.625	84.23	0.388	14:36:59.302
11 -	30.974	20.263	51.237 (1)	84.87		14:37:50.539
12 -	31.819	20.741	52.560	82.73	1.323	14:38:43.099
13 -	31.248	20.950	52.198	83.30	0.961	14:39:35.297
14 -	31.329	20.588	51.917	83.76	0.680	14:40:27.214

BMCRC - MRO Championships 2022 - Rnd 1 @ Brands Hatch Indy

Reactive Parts MRO Powerbikes inc Clubman 1000

RACE 10 - SECTOR ANALYSIS



SECTOR 1 = FL to I1, SECTOR 2 = I1 to FL, DIFF = Difference To Personal Best Lap, P = Crossed Finish Line in Pit Lane, D = Time Disallowed

P22 51		Michael HOGARTH		Kawasaki ZX10 RR - WHR Racing			
IDEAL LAP TIME : 51.355		BEST LAP TIME : 51.547		DIFFERENCE : 0.192			
LAP	SECTOR 1	SECTOR 2	LAP TIME	MPH	DIFF	TIME OF DAY	
1 -		21.073	59.681	72.86	8.134	14:29:11.254	
2 -	31.251	20.489	51.740	84.04	0.193	14:30:02.994	
3 -	31.239	20.490	51.729 (3)	84.06	0.182	14:30:54.723	
4 -	31.101	20.464	51.565 (2)	84.33	0.018	14:31:46.288	
5 -	31.151	20.396	51.547 (1)	84.36		14:32:37.835	
6 -	31.492	20.615	52.107	83.45	0.560	14:33:29.942	
7 -	31.353	20.438	51.791	83.96	0.244	14:34:21.733	
8 -	31.568	21.234	52.802	82.35	1.255	14:35:14.535	
9 -	31.066	20.815	51.881	83.81	0.334	14:36:06.416	
10 -	30.959	20.883	51.842	83.88	0.295	14:36:58.258	
11 -	31.011	20.803	51.814	83.92	0.267	14:37:50.072	
12 -	31.829	21.157	52.986	82.07	1.439	14:38:43.058	
13 -	31.547	21.335	52.882	82.23	1.335	14:39:35.940	
14 -	32.006	20.962	52.968	82.09	1.421	14:40:28.908	

P23 110 C		Michael CLARKE		Yamaha R1 - BIKEBASE - MX5 PARTS WAREHOUSE			
IDEAL LAP TIME : 50.896		BEST LAP TIME : 51.210		DIFFERENCE : 0.314			
LAP	SECTOR 1	SECTOR 2	LAP TIME	MPH	DIFF	TIME OF DAY	
1 -		20.947	59.079	73.60	7.869	14:29:10.652	
2 -	31.126	20.624	51.750 (3)	84.03	0.540	14:30:02.402	
3 -	30.981	20.229	51.210 (1)	84.91		14:30:53.612	
4 -	30.667	20.631	51.298 (2)	84.77	0.088	14:31:44.910	
5 -	31.349	21.264	52.613	82.65	1.403	14:32:37.523	
6 -	31.025	21.165	52.190	83.32	0.980	14:33:29.713	
7 -	30.998	20.872	51.870	83.83	0.660	14:34:21.583	
8 -	31.404	21.570	52.974	82.08	1.764	14:35:14.557	
9 -	32.040	21.017	53.057	81.96	1.847	14:36:07.614	
10 -	32.155	21.293	53.448	81.36	2.238	14:37:01.062	
11 -	31.948	21.286	53.234	81.68	2.024	14:37:54.296	
12 -	32.579	21.407	53.986	80.55	2.776	14:38:48.282	
13 -	32.895	21.428	54.323	80.05	3.113	14:39:42.605	

P24 333		Andrew HOUGHTON		Yamaha R1 -			
IDEAL LAP TIME : 51.809		BEST LAP TIME : 51.859		DIFFERENCE : 0.050			
LAP	SECTOR 1	SECTOR 2	LAP TIME	MPH	DIFF	TIME OF DAY	
1 -		22.071	1:02.716	69.33	10.857	14:29:14.289	
2 -	32.496	21.000	53.496	81.28	1.637	14:30:07.785	
3 -	32.122	21.342	53.464	81.33	1.605	14:31:01.249	
4 -	31.754	21.258	53.012	82.03	1.153	14:31:54.261	
5 -	31.384	20.673	52.057 (3)	83.53	0.198	14:32:46.318	
6 -	31.432	20.792	52.224	83.26	0.365	14:33:38.542	
7 -	31.400	20.893	52.293	83.15	0.434	14:34:30.835	
8 -	32.177	21.310	53.487	81.30	1.628	14:35:24.322	
9 -	31.831	20.866	52.697	82.52	0.838	14:36:17.019	
10 -	31.136	20.723	51.859 (1)	83.85		14:37:08.878	
11 -	31.164	20.857	52.021 (2)	83.59	0.162	14:38:00.899	
12 -	31.351	20.745	52.096	83.47	0.237	14:38:52.995	
13 -	31.184	21.031	52.215	83.28	0.356	14:39:45.210	

BMCRC - MRO Championships 2022 - Rnd 1 @ Brands Hatch Indy

Reactive Parts MRO Powerbikes inc Clubman 1000

RACE 10 - SECTOR ANALYSIS



SECTOR 1 = FL to I1, SECTOR 2 = I1 to FL, DIFF = Difference To Personal Best Lap, P = Crossed Finish Line in Pit Lane, D = Time Disallowed

P25 86 C		Frederico LOPES		Yamaha R1 - FLR Procurement Ltd			
IDEAL LAP TIME : 52.391		BEST LAP TIME : 52.668		DIFFERENCE : 0.277			
LAP	SECTOR 1	SECTOR 2	LAP TIME	MPH	DIFF	TIME OF DAY	
1 -		21.849	1:01.729	70.44	9.061	14:29:13.302	
2 -	32.531	21.392	53.923	80.64	1.255	14:30:07.225	
3 -	32.061	21.369	53.430	81.38	0.762	14:31:00.655	
4 -	32.288	21.077	53.365	81.48	0.697	14:31:54.020	
5 -	32.311	20.880	53.191	81.75	0.523	14:32:47.211	
6 -	32.227	21.147	53.374	81.47	0.706	14:33:40.585	
7 -	32.196	21.173	53.369	81.48	0.701	14:34:33.954	
8 -	32.117	21.659	53.776	80.86	1.108	14:35:27.730	
9 -	31.981	21.369	53.350	81.51	0.682	14:36:21.080	
10 -	32.261	21.063	53.324	81.55	0.656	14:37:14.404	
11 -	31.649	21.019	52.668 (1)	82.56		14:38:07.072	
12 -	32.030	21.059	53.089 (3)	81.91	0.421	14:39:00.161	
13 -	31.511	21.182	52.693 (2)	82.52	0.025	14:39:52.854	

P26 222 C		Phil ROOKE		Kawasaki ZX10R - GW HIGHWAYS & CLEARWAY TRAFFIC S			
IDEAL LAP TIME : 52.233		BEST LAP TIME : 52.672		DIFFERENCE : 0.439			
LAP	SECTOR 1	SECTOR 2	LAP TIME	MPH	DIFF	TIME OF DAY	
1 -		22.005	1:02.534	69.53	9.862	14:29:14.107	
2 -	33.159	21.187	54.346	80.01	1.674	14:30:08.453	
3 -	32.162	20.778	52.940 (3)	82.14	0.268	14:31:01.393	
4 -	32.670	21.007	53.677	81.01	1.005	14:31:55.070	
5 -	32.220	20.845	53.065	81.94	0.393	14:32:48.135	
6 -	32.678	20.590	53.268	81.63	0.596	14:33:41.403	
7 -	31.643	21.029	52.672 (1)	82.56		14:34:34.075	
8 -	32.340	21.255	53.595	81.13	0.923	14:35:27.670	
9 -	31.822	21.059	52.881 (2)	82.23	0.209	14:36:20.551	
10 -	32.441	21.307	53.748	80.90	1.076	14:37:14.299	
11 -	32.556	20.905	53.461	81.34	0.789	14:38:07.760	
12 -	32.186	20.921	53.107	81.88	0.435	14:39:00.867	
13 -	32.153	21.146	53.299	81.58	0.627	14:39:54.166	

P27 57 C		Scott FORBES-COWDRY		Kawasaki ZX10R -			
IDEAL LAP TIME : 52.433		BEST LAP TIME : 52.623		DIFFERENCE : 0.190			
LAP	SECTOR 1	SECTOR 2	LAP TIME	MPH	DIFF	TIME OF DAY	
1 -		21.203	1:03.316	68.68	10.693	14:29:14.889	
2 -	33.508	21.086	54.594	79.65	1.971	14:30:09.483	
3 -	33.058	20.597	53.655	81.04	1.032	14:31:03.138	
4 -	32.424	20.580	53.004	82.04	0.381	14:31:56.142	
5 -	32.260	20.570	52.830 (3)	82.31	0.207	14:32:48.972	
6 -	32.941	20.751	53.692	80.99	1.069	14:33:42.664	
7 -	32.553	20.704	53.257	81.65	0.634	14:34:35.921	
8 -	32.423	20.504	52.927	82.16	0.304	14:35:28.848	
9 -	32.040	20.806	52.846	82.28	0.223	14:36:21.694	
10 -	33.024	20.904	53.928	80.63	1.305	14:37:15.622	
11 -	32.198	20.425	52.623 (1)	82.63		14:38:08.245	
12 -	32.008	20.807	52.815 (2)	82.33	0.192	14:39:01.060	
13 -	32.258	21.006	53.264	81.64	0.641	14:39:54.324	

BMCRC - MRO Championships 2022 - Rnd 1 @ Brands Hatch Indy

Reactive Parts MRO Powerbikes inc Clubman 1000

RACE 10 - SECTOR ANALYSIS



SECTOR 1 = FL to I1, SECTOR 2 = I1 to FL, DIFF = Difference To Personal Best Lap, P = Crossed Finish Line in Pit Lane, D = Time Disallowed

P28 619 C		Tommy DOOLAN		Kawasaki ZX10R - Quinton contracts		
IDEAL LAP TIME : 53.030		BEST LAP TIME : 53.181		DIFFERENCE : 0.151		
LAP	SECTOR 1	SECTOR 2	LAP TIME	MPH	DIFF	TIME OF DAY
1 -		21.934	1:02.231	69.87	9.050	14:29:13.804
2 -	32.660	21.191	53.851	80.75	0.670	14:30:07.655
3 -	32.086	21.468	53.554	81.20	0.373	14:31:01.209
4 -	32.484	21.190	53.674	81.01	0.493	14:31:54.883
5 -	32.189	20.992	53.181 (1)	81.76		14:32:48.064
6 -	32.279	20.953	53.232 (3)	81.69	0.051	14:33:41.296
7 -	32.187	21.074	53.261	81.64	0.080	14:34:34.557
8 -	32.287	21.431	53.718	80.95	0.537	14:35:28.275
9 -	32.077	21.130	53.207 (2)	81.72	0.026	14:36:21.482
10 -	33.000	21.062	54.062	80.43	0.881	14:37:15.544
11 -	32.686	21.048	53.734	80.92	0.553	14:38:09.278
12 -	33.131	21.677	54.808	79.34	1.627	14:39:04.086
13 -	33.160	22.889	56.049	77.58	2.868	14:40:00.135

P29 455 C		Tyler DONOVAN		Kawasaki ZX10R -		
IDEAL LAP TIME : 55.163		BEST LAP TIME : 55.360		DIFFERENCE : 0.197		
LAP	SECTOR 1	SECTOR 2	LAP TIME	MPH	DIFF	TIME OF DAY
1 -		22.759	1:05.374	66.51	10.014	14:29:16.947
2 -	34.176	22.150	56.326	77.20	0.966	14:30:13.273
3 -	34.343	22.154	56.497	76.97	1.137	14:31:09.770
4 -	33.648	22.449	56.097	77.51	0.737	14:32:05.867
5 -	34.110	22.171	56.281	77.26	0.921	14:33:02.148
6 -	34.640	22.234	56.874	76.46	1.514	14:33:59.022
7 -	33.556	22.116	55.672 (3)	78.11	0.312	14:34:54.694
8 -	34.452	22.517	56.969	76.33	1.609	14:35:51.663
9 -	33.638	23.198	56.836	76.51	1.476	14:36:48.499
10 -	34.050	22.075	56.125	77.48	0.765	14:37:44.624
11 -	33.765	22.030	55.795	77.93	0.435	14:38:40.419
12 -	33.753	21.607	55.360 (1)	78.55		14:39:35.779
13 -	33.674	21.955	55.629 (2)	78.17	0.269	14:40:31.408

P30 50		Aditya Singh BEHAL		Kawasaki ZX10-R -		
IDEAL LAP TIME : 55.259		BEST LAP TIME : 56.171		DIFFERENCE : 0.912		
LAP	SECTOR 1	SECTOR 2	LAP TIME	MPH	DIFF	TIME OF DAY
1 -		22.603	1:04.854	67.05	8.683	14:29:16.427
2 -	34.133	22.467	56.600 (2)	76.83	0.429	14:30:13.027
3 -	34.354	22.280	56.634 (3)	76.78	0.463	14:31:09.661
4 -	33.521	22.650	56.171 (1)	77.41		14:32:05.832
5 -	34.341	22.308	56.649	76.76	0.478	14:33:02.481
6 -	34.572	22.335	56.907	76.41	0.736	14:33:59.388

BMCRC - MRO Championships 2022 - Rnd 1 @ Brands Hatch Indy

Reactive Parts MRO Powerbikes inc Clubman 1000

RACE 10 - BEST SECTORS

SECTOR 1			SECTOR 2			IDEAL / BEST COMPARISON						
POS	NO	NAME	TIME	NO	NAME	TIME	POS	NO	NAME	IDEAL	BEST	DIFF
									PERFECT LAP	47.947		
1	99	COLLINS	28.824	26	WAINWRIGHT	19.123	1	26	WAINWRIGHT	48.000	48.047	0.047
2	48	WILSON	28.834	71	NORTON	19.180	2	71	NORTON	48.133	48.186	0.053
3	26	WAINWRIGHT	28.877	99	COLLINS	19.325	3	99	COLLINS	48.149	48.149	0.000
4	71	NORTON	28.953	25	SMITH	19.325	4	48	WILSON	48.174	48.405	0.231
5	9	DIXON	29.091	48	WILSON	19.340	5	2	BAKER	48.481	48.505	0.024
6	2	BAKER	29.095	2	BAKER	19.386	6	9	DIXON	48.583	48.732	0.149
7	711	THORNTON	29.294	9	DIXON	19.492	7	711	THORNTON	48.790	48.899	0.109
8	25	SMITH	29.605	711	THORNTON	19.496	8	25	SMITH	48.930	49.004	0.074
9	54	HENEGHAN	29.853	54	HENEGHAN	19.599	9	54	HENEGHAN	49.452	49.559	0.107
10	52	COTGROVE	29.877	334	GILBERT	19.714	10	52	COTGROVE	49.672	49.721	0.049
11	98	DICKINSON	29.899	88	HALLIDAY	19.775	11	88	HALLIDAY	49.689	49.833	0.144
12	88	HALLIDAY	29.914	52	COTGROVE	19.795	12	98	DICKINSON	49.767	49.822	0.055
13	12	COMBRINCK	29.947	21	CROUCHER	19.860	13	334	GILBERT	49.795	49.829	0.034
14	53	McGLYNN	29.957	98	DICKINSON	19.868	14	53	McGLYNN	49.851	49.860	0.009
15	83	SIGGS	29.985	277	AVERRE	19.869	15	83	SIGGS	49.882	49.882	0.000
16	21	CROUCHER	30.026	100	HUNTER	19.892	16	21	CROUCHER	49.886	49.886	0.000
17	334	GILBERT	30.081	53	McGLYNN	19.894	17	12	COMBRINCK	49.922	50.199	0.277
18	100	HUNTER	30.206	83	SIGGS	19.897	18	100	HUNTER	50.098	50.098	0.000
19	17	BAKER	30.370	12	COMBRINCK	19.975	19	277	AVERRE	50.311	50.549	0.238
20	277	AVERRE	30.442	110	CLARKE	20.229	20	17	BAKER	50.647	50.814	0.167
21	110	CLARKE	30.667	60	YOUNGE	20.263	21	110	CLARKE	50.896	51.210	0.314
22	60	YOUNGE	30.904	17	BAKER	20.277	22	60	YOUNGE	51.167	51.237	0.070
23	51	HOGARTH	30.959	51	HOGARTH	20.396	23	51	HOGARTH	51.355	51.547	0.192
24	333	HOUGHTON	31.136	57	FORBES-COWDRY	20.425	24	333	HOUGHTON	51.809	51.859	0.050
25	86	LOPES	31.511	222	ROOKE	20.590	25	222	ROOKE	52.233	52.672	0.439
26	222	ROOKE	31.643	333	HOUGHTON	20.673	26	86	LOPES	52.391	52.668	0.277
27	57	FORBES-COWDRY	32.008	86	LOPES	20.880	27	57	FORBES-COWDRY	52.433	52.623	0.190
28	619	DOOLAN	32.077	619	DOOLAN	20.953	28	619	DOOLAN	53.030	53.181	0.151
29	50	BEHAL	32.979	455	DONOVAN	21.607	29	455	DONOVAN	55.163	55.360	0.197
30	455	DONOVAN	33.556	50	BEHAL	22.280	30	50	BEHAL	55.259	56.171	0.912

BMCRC - MRO Championships 2022 - Rnd 1 @ Brands Hatch Indy

Reactive Parts MRO Powerbikes inc Clubman 1000

RACE 10 - STATISTICS

Competitors Started	30
Planned Start	2022-03-12 @ 15:08:00.000
Actual Start	2022-03-12 @ 14:28:11.572
Finish Time	2022-03-12 @ 14:39:37.549
Track Length	1.2079mi.
Total Laps	405
Total Distance Covered	489.2179mi.

Session Fastest Lap History

NO	CL	NAME	LAP TIME	TIME OF DAY	LAP	VEHICLE
99		Bob COLLINS	48.770	14:29:53.706	2	Suzuki GSXR 1000
26		Josh WAINWRIGHT	48.645	14:29:55.003	2	Honda CBR1000RR
99		Bob COLLINS	48.593	14:30:42.298	3	Suzuki GSXR 1000
71		Tom NORTON	48.366	14:30:42.653	3	Kawasaki ZX10
26		Josh WAINWRIGHT	48.330	14:30:43.335	3	Honda CBR1000RR
26		Josh WAINWRIGHT	48.047	14:31:31.383	4	Honda CBR1000RR

Session Leader History

NO	CL	NAME	FROM LAP	LAPS LED	DISTANCE	VEHICLE
99		Bob COLLINS	1	14	16.91 miles	Suzuki GSXR 1000

Flag History

TYPE	TIME OF DAY
GREEN	14:28:11.572
FINISH	14:39:37.549

Flag Statistics

TYPE	COUNT	TOTAL LAPS	TOTAL TIME
Green	1	14	12:30.925
Red	0	0	0.000
Safety Car	0	0	0.000
FCY	0	0	0.000

BMCRC - MRO Championships 2022 - Rnd 1 @ Brands Hatch Indy

Reactive Parts MRO Powerbikes inc Clubman 1000

RACE 10 - STATISTICS

CLASS :

22 Starters

Fastest Lap History

NO	NAME	LAP TIME	TIME OF DAY	LAP	VEHICLE
99	Bob COLLINS	48.770	14:29:53.706	2	Suzuki GSXR 1000
26	Josh WAINWRIGHT	48.645	14:29:55.003	2	Honda CBR1000RR
99	Bob COLLINS	48.593	14:30:42.298	3	Suzuki GSXR 1000
71	Tom NORTON	48.366	14:30:42.653	3	Kawasaki ZX10
26	Josh WAINWRIGHT	48.330	14:30:43.335	3	Honda CBR1000RR
26	Josh WAINWRIGHT	48.047	14:31:31.383	4	Honda CBR1000RR

Leader History

NO	NAME	FROM LAP	LAPS LED	DISTANCE	VEHICLE
99	Bob COLLINS	1	14	16.91 miles	Suzuki GSXR 1000

BMCRC - MRO Championships 2022 - Rnd 1 @ Brands Hatch Indy

Reactive Parts MRO Powerbikes inc Clubman 1000

RACE 10 - STATISTICS

CLASS : C

8 Starters

Fastest Lap History

NO	NAME	LAP TIME	TIME OF DAY	LAP	VEHICLE
100	Antony HUNTER	51.120	14:30:00.937	2	Kawasaki ZX10R
53	Seamus McGLYNN	50.480	14:30:51.746	3	Yamaha R1
53	Seamus McGLYNN	50.125	14:31:41.871	4	Yamaha R1
100	Antony HUNTER	50.098	14:32:32.866	5	Kawasaki ZX10R
53	Seamus McGLYNN	49.860	14:40:05.930	14	Yamaha R1

Leader History

NO	NAME	FROM LAP	LAPS LED	DISTANCE	VEHICLE
100	Antony HUNTER	1	2	2.41 miles	Kawasaki ZX10R
53	Seamus McGLYNN	3	12	14.49 miles	Yamaha R1

BMCRC - MRO Championships 2022 - Rnd 1 @ Brands Hatch Indy



Reactive Parts MRO Powerbikes inc Clubman 1000

RACE 1 - GRID (16 Laps)

ROW 12	36		35	365 Damon RIDES	34	7 Seb JENKINS		
ROW 11		33	119 Adrian LEWIS	32	115 Stacey KILLWORTH	31	275 Mark WILBY	
ROW 10		30	56.171 50 Aditya Singh BEHAL	29	55.360 455 Tyler DONOVAN	28	53.181 619 Tommy DOOLAN	
ROW 9			27	52.672 222 Phil ROOKE	26	52.668 86 Frederico LOPES	25	52.623 57 Scott FORBES-COWDRY
ROW 8		24	51.859 333 Andrew HOUGHTON	23	51.547 51 Michael HOGARTH	22	51.237 60 Jack YOUNGE	
ROW 7			21	51.210 110 Michael CLARKE	20	50.814 17 Philip BAKER	19	50.549 277 Adrian AVERRE
ROW 6		18	50.199 12 David COMBRINCK	17	50.098 100 Antony HUNTER	16	49.886 21 Jack CROUCHER	
ROW 5			15	49.882 83 Jason SIGGS	14	49.860 53 Seamus McGLYNN	13	49.833 88 Scott HALLIDAY
ROW 4		12	49.829 334 Donald GILBERT	11	49.822 98 Rick DICKINSON	10	49.721 52 Ben COTGROVE	
ROW 3			9	49.559 54 Steve HENEGHAN	8	49.004 25 Sam SMITH	7	48.899 711 Ritchie THORNTON
ROW 2		6	48.732 9 Luke DIXON	5	48.505 2 Peter BAKER	4	48.405 48 Nicky WILSON	
ROW 1			3	48.186 71 Tom NORTON	2	48.149 99 Bob COLLINS	1	48.047 26 Josh WAINWRIGHT
Pole								

Brands Hatch Indy: 1.2079 miles

These results are provisional until the conclusion of any judicial and technical matters.

Clerk Of Course :	Stewards :	Timekeeper : Craig Smith
-------------------	------------	--------------------------

Results can be found at www.tsl-timing.com

Printed - 14:43 Saturday, 12 March 2022



BMCRC - MRO Championships 2022 - Rnd 1 @ Brands Hatch Indy



Reactive Parts MRO Powerbikes inc Clubman 1000

RACE 1 - CLASSIFICATION

POS	NO	CL	PIC NAME	ENTRY	LAPS	TIME	GAP	DIFF	MPH	BEST	ON
1	26		1 Josh WAINWRIGHT	Honda CBR1000RR - JW MOT Centre	16	14:38.862			79.16	53.684	15
2	71		2 Tom NORTON	Kawasaki ZX10 -	16	14:39.209	0.347	0.347	79.13	53.816	16
3	9		3 Luke DIXON	BMW S1000RR -	16	14:47.471	8.609	8.262	78.39	54.367	10
4	99		4 Bob COLLINS	Suzuki GSXR 1000 - FWR.co.uk	16	14:59.456	20.594	11.985	77.35	55.071	15
5	98		5 Rick DICKINSON	BMW S1000RR - MotorcycleRaceParts.co.uk	16	15:03.051	24.189	3.595	77.04	54.853	14
6	2		6 Peter BAKER	Kawasaki ZX10R - TJ & Peter Baker MC's	16	15:05.774	26.912	2.723	76.81	54.833	14
7	711		7 Ritchie THORNTON	Kawasaki ZX10R - Team 71	16	15:05.816	26.954	0.042	76.81	54.702	14
8	334		8 Donald GILBERT	Suzuki GSXR1000 - S and N tyres	16	15:10.481	31.619	4.665	76.41	54.826	14
9	53	C	1 Seamus McGLYNN	Yamaha R1 -	16	15:11.048	32.186	0.567	76.37	55.878	9
10	86	C	2 Frederico LOPES	Yamaha R1 - FLR Procurement Ltd	16	15:12.596	33.734	1.548	76.24	55.089	14
11	52		9 Ben COTGROVE	Yamaha R1 - MFR	16	15:15.203	36.341	2.607	76.02	55.339	14
12	48		10 Nicky WILSON	Suzuki GSXR 1000 - Demon GP/Haslemere Motorcy	16	15:16.988	38.126	1.785	75.87	55.061	14
13	17		11 Philip BAKER	BMW S1000RR - Paul & Justine Bushell	16	15:17.211	38.349	0.223	75.85	55.583	14
14	83		12 Jason SIGGS	Yamaha R1 - J Siggs Construction	16	15:27.964	49.102	10.753	74.97	55.716	8
15	110	C	3 Michael CLARKE	Yamaha R1 - BIKEBASE - MX5 PARTS WAREHOU:	16	15:36.149	57.287	8.185	74.32	57.304	4
16	277	C	4 Adrian AVERRE	Ducati PANIGALE V4 - Ryders Alley Racing	15	14:45.925	1 Lap	1 Lap	73.62	56.664	11
17	100	C	5 Antony HUNTER	Kawasaki ZX10R - Uncletoms motoring centre	15	14:46.935	1 Lap	1.010	73.54	56.703	15
18	12		13 David COMBRINCK	Kawasaki ZX10R -	15	14:49.218	1 Lap	2.283	73.35	55.982	15
19	60		14 Jack YOUNGE	Kawasaki ZX10R - Chase Timber products	15	14:51.915	1 Lap	2.697	73.13	57.399	9
20	619	C	6 Tommy DOOLAN	Kawasaki ZX10R - Quinton contracts	15	14:52.153	1 Lap	0.238	73.11	57.761	9
21	333		15 Andrew HOUGHTON	Yamaha R1 -	15	14:52.878	1 Lap	0.725	73.05	57.778	8
22	222	C	7 Phil ROOKE	Kawaskai ZX10R - GW HIGHWAYS & CLEARWAY	15	15:09.944	1 Lap	17.066	71.68	58.514	7
23	57	C	8 Scott FORBES-COWDRY	Kawasaki ZX10R -	15	15:18.669	1 Lap	8.725	71.00	58.910	13
24	455	C	9 Tyler DONOVAN	Kawasaki ZX10R -	15	15:35.531	1 Lap	16.862	69.72	1:00.305	15

NOT CLASSIFIED

DNF	88		Scott HALLIDAY	Suzuki GSXR 1000 - Performance fitness gym	6	6:06.040	10 Laps	9 Laps	71.28	58.983	5
DNF	25		Sam SMITH	Yamaha YZF1000 R1 - Exclusiv events	4	4:27.663	12 Laps	2 Laps	64.98	1:04.325	4
DNF	275		Mark WILBY	Suzuki GSXR1000 - Bandido Beer	0						

FASTEST LAP

	26		Josh WAINWRIGHT	Honda CBR1000RR - JW MOT Centre	15	53.684		81.00 mph		130.36 kph	
	86	C	Frederico LOPES	Yamaha R1 - FLR Procurement Ltd	14	55.089		78.93 mph		127.03 kph	

Class - 92.5% of Race Speed = 73.22 mph
 Class C - 92.5% of Race Speed = 70.64 mph

Weather / Track : Cloudy / Damp

These results are provisional until the conclusion of any judicial and technical matters.

Race Distance: 16 Laps / 19.32 miles

Brands Hatch Indy: 1.2079 miles

Date: 13/03/2022 Start: 10:21 Finish: 10:35

Clerk Of Course :	Stewards :	Timekeeper : Craig Smith
-------------------	------------	--------------------------

Results can be found at www.tsl-timing.com

Printed - 10:37 Sunday, 13 March 2022



BMCRC - MRO Championships 2022 - Rnd 1 @ Brands Hatch Indy

Reactive Parts MRO Powerbikes inc Clubman 1000

RACE 1 - LAP CHART

LAP 1 @ 10:22:06.803

NO	BEHIND	LAP TIME
99		1:01.044
26	0.229	1:01.273
9	0.350	1:01.394
71	0.354	1:01.398
52	2.576	1:03.620
53	2.758	1:03.802
48	3.697	1:04.741
711	3.891	1:04.935
2	4.249	1:05.293
98	4.337	1:05.381
83	4.523	1:05.567
110	4.755	1:05.799
88	5.875	1:06.919
17	5.964	1:07.008
86	6.137	1:07.181
100	8.712	1:09.756
60	9.132	1:10.176
333	9.332	1:10.376
334	9.542	1:10.586
277	9.590	1:10.634
12	9.958	1:11.002
25	10.002	1:11.046
619	10.636	1:11.680
222	10.733	1:11.777
57	11.204	1:12.248
455	12.523	1:13.567

LAP 2 @ 10:23:01.992

NO	BEHIND	LAP TIME
9		54.839
71	0.981	55.816
26	1.046	56.006
99	2.261	57.450
53	4.082	56.513
52	7.155	59.768
711	7.440	58.738
98	7.467	58.319
2	7.939	58.879
110	8.368	58.802
48	8.427	59.919
86	8.625	57.677
83	8.729	59.395
17	10.290	59.515
88	11.112	1:00.426
334	12.762	58.409
277	14.816	1:00.415
333	14.866	1:00.723
100	14.937	1:01.414
60	16.228	1:02.285
12	16.542	1:01.773
619	16.976	1:01.529
222	17.378	1:01.834
57	19.086	1:03.071
25	21.717	1:06.904
455	21.950	1:04.616

LAP 3 @ 10:23:57.065

NO	BEHIND	LAP TIME
9		55.073
71	0.673	54.765
26	1.374	55.401
99	3.274	56.086

53	5.158	56.149
98	9.697	57.303
711	9.977	57.610
52	10.072	57.990
2	10.621	57.755
86	10.869	57.317
110	11.297	58.002
83	12.313	58.657
48	12.387	59.033
17	13.609	58.392
334	14.507	56.818
88	16.568	1:00.529
277	18.442	58.699
100	19.863	59.999
333	19.915	1:00.122
60	21.723	1:00.568
12	22.253	1:00.784
619	22.513	1:00.610
222	22.949	1:00.644
57	25.798	1:01.785
455	30.651	1:03.774
25	32.032	1:05.388

LAP 4 @ 10:24:51.842

NO	BEHIND	LAP TIME
9		54.777
71	0.137	54.241
26	1.317	54.720
99	4.566	56.069
53	6.797	56.416
98	11.561	56.641
52	12.100	56.805
711	12.589	57.389
86	12.667	56.575
2	13.306	57.462
110	13.824	57.304
48	16.056	58.446
334	16.141	56.411
83	16.325	58.789
17	16.535	57.703
88	21.654	59.863
277	22.067	58.402
100	23.413	58.327
333	23.910	58.772
60	26.433	59.487
12	26.931	59.455
619	27.206	59.470
222	27.337	59.165
57	32.032	1:01.011
455	37.240	1:01.366
25	41.580	1:04.325

LAP 5 @ 10:25:46.058

NO	BEHIND	LAP TIME
71		54.079
9	0.845	55.061
26	1.404	54.303
99	6.056	55.706
53	9.167	56.586
98	13.133	55.788
52	14.126	56.242
711	14.513	56.140
86	14.748	56.297
2	15.124	56.034
334	17.607	55.682

110	17.705	58.097
83	19.128	57.019
17	19.353	57.034
48	20.145	58.305
88	26.421	58.983
277	26.662	58.811
100	26.742	57.545
333	27.616	57.922
60	30.993	58.776
619	31.398	58.408
12	31.768	59.053
222	31.990	58.869
57	38.862	1:01.046
455	45.013	1:01.989

LAP 6 @ 10:26:40.452

NO	BEHIND	LAP TIME
71		54.394
26	1.239	54.229
9	1.381	54.930
99	7.248	55.586
53	10.741	55.968
98	14.679	55.940
52	15.787	56.055
711	15.875	55.756
86	16.075	55.721
2	16.622	55.892
334	19.443	56.230
110	20.711	57.400
83	21.167	56.433
17	21.485	56.526
48	23.813	58.062
88	31.347	59.320
100	31.467	59.119
277	31.686	59.418
333	31.872	58.650
619	35.234	58.230
60	35.845	59.246
12	36.315	58.941
222	36.594	58.998
57	44.990	1:00.522
455	52.205	1:01.586

LAP 7 @ 10:27:34.960

NO	BEHIND	LAP TIME
71		54.508
26	1.141	54.410
9	1.796	54.923
99	9.790	57.050
53	12.894	56.661
98	15.635	55.464
52	17.440	56.161
711	17.546	56.179
86	17.803	56.236
2	18.258	56.144
334	20.645	55.710
110	23.648	57.445
83	23.698	57.039
17	23.862	56.885
48	26.309	57.004
100	35.964	59.005
277	36.396	59.218
333	36.570	59.206
619	38.661	57.935
60	39.272	57.935

12	39.853	58.046
222	40.600	58.514
57	50.808	1:00.326

LAP 8 @ 10:28:29.355

NO	BEHIND	LAP TIME
71		54.395
26	0.991	54.245
9	3.596	56.195
455	1 Lap	1:01.611
99	11.077	55.682
53	14.808	56.309
98	16.661	55.421
711	19.473	56.322
52	20.063	57.018
2	20.250	56.387
86	20.507	57.099
334	22.217	55.967
83	25.019	55.716
17	25.162	55.695
110	26.990	57.737
48	28.673	56.759
100	39.255	57.686
277	39.519	57.518
333	39.953	57.778
619	42.275	58.009
60	42.712	57.835
12	43.252	57.794
222	44.837	58.632

LAP 9 @ 10:29:24.237

NO	BEHIND	LAP TIME
71		54.882
26	0.569	54.460
57	1 Lap	1:01.323
9	3.265	54.551
455	1 Lap	1:01.006
99	12.186	55.991
53	15.804	55.878
98	17.012	55.233
711	19.554	54.963
2	20.270	54.902
52	21.371	56.190
86	21.547	55.922
334	23.301	55.966
17	25.996	55.716
83	26.831	56.694
110	29.852	57.744
48	30.163	56.372
100	43.080	58.707
277	43.239	58.602
333	43.501	58.430
619	45.154	57.761
60	45.229	57.399
12	45.523	57.153
222	49.208	59.253

LAP 10 @ 10:30:18.505

NO	BEHIND	LAP TIME
71		54.268
26	0.651	54.350
9	3.364	54.367
57	1 Lap	59.909
99	13.375	55.457

455	1 Lap	1:01.154
98	18.048	55.304
53	18.211	56.675
711	20.545	55.259
2	20.971	54.969
52	23.769	56.666
86	23.832	56.553
334	24.265	55.232
17	27.847	56.119
83	29.317	56.754
48	31.488	55.593
110	33.842	58.258
100	46.471	57.659
277	46.588	57.617
333	47.099	57.866
60	48.532	57.571
619	48.732	57.846
12	49.897	58.642

LAP 11 @ 10:31:13.023

NO	BEHIND	LAP TIME
71		54.518
26	0.544	54.411
222	1 Lap	1:00.864
9	3.303	54.457
57	1 Lap	1:00.109
99	14.788	55.931
98	19.104	55.574
53	20.410	56.717
711	22.214	56.187
2	22.246	55.793
455	1 Lap	1:01.556
86	25.574	56.260
334	25.965	56.218
52	26.934	57.683
17	29.592	56.263
83	31.674	56.875
48	32.094	55.124
110	37.154	57.830
277	48.734	56.664
100	49.918	57.965
333	50.493	57.912
60	51.885	57.871
619	52.121	57.907
12	52.819	57.440

LAP 12 @ 10:32:06.885

NO	BEHIND	LAP TIME
71		53.862
26	0.537	53.855
9	4.256	54.815
222	1 Lap	1:00.031
99	16.441	55.515
57	1 Lap	59.872
98	20.565	55.323
53	23.073	56.525
2	23.290	54.906
711	24.019	55.667
86	27.828	56.116
334	29.143	57.040
52	29.636	56.564
455	1 Lap	1:00.685
17	32.047	56.317
48	33.747	55.515
83	35.542	57.730

BMCRC - MRO Championships 2022 - Rnd 1 @ Brands Hatch Indy

Reactive Parts MRO Powerbikes inc Clubman 1000

RACE 1 - LAP CHART

110	41.334	58.042	333	1 Lap	58.638
277	52.339	57.467	60	1 Lap	58.134
100	52.828	56.772	619	1 Lap	57.842
333	54.825	58.194	99	18.926	55.071

LAP 13 @ 10:33:02.240

NO	BEHIND	LAP TIME
----	--------	----------

71		55.355	53	29.586	56.091
26	0.429	55.247	334	30.454	55.231
60	1 Lap	58.202	86	31.047	56.340
619	1 Lap	58.447	52	32.899	56.301
12	1 Lap	57.868	57	1 Lap	58.957
9	3.492	54.591	17	35.477	55.854
222	1 Lap	1:00.796	48	35.945	55.334
99	16.374	55.288	83	44.413	57.786
98	20.733	55.523	455	1 Lap	1:00.911
2	23.999	56.064	110	52.164	58.530
57	1 Lap	59.434			
711	24.876	56.212			
53	25.138	57.420			
86	28.300	55.827			
334	29.079	55.291			
52	29.941	55.660			
17	32.722	56.030			
48	34.232	55.840			
455	1 Lap	1:00.567			
83	37.594	57.407			
110	43.735	57.756			

LAP 16 @ 10:35:44.621

NO	BEHIND	LAP TIME
----	--------	----------

26		53.699	71	0.347	53.816
71	0.347	53.816	277	1 Lap	57.650
277	1 Lap	57.650	100	1 Lap	56.703
100	1 Lap	56.703	9	8.609	55.551
9	8.609	55.551	12	1 Lap	55.982
12	1 Lap	55.982	60	1 Lap	57.872
60	1 Lap	57.872	619	1 Lap	57.790
619	1 Lap	57.790	333	1 Lap	59.436
333	1 Lap	59.436	99	20.594	55.367
99	20.594	55.367	98	24.189	55.435
98	24.189	55.435	2	26.912	55.531
2	26.912	55.531	711	26.954	54.734
711	26.954	54.734	222	1 Lap	1:00.397
222	1 Lap	1:00.397	334	31.619	54.864
334	31.619	54.864	53	32.186	56.299
53	32.186	56.299	86	33.734	56.386
86	33.734	56.386	52	36.341	57.141
52	36.341	57.141	48	38.126	55.880
48	38.126	55.880	17	38.349	56.571
17	38.349	56.571	57	1 Lap	1:00.146
57	1 Lap	1:00.146	83	49.102	58.388
83	49.102	58.388	455	1 Lap	1:00.305
455	1 Lap	1:00.305	110	57.287	58.822
110	57.287	58.822			

LAP 14 @ 10:33:56.801

NO	BEHIND	LAP TIME
----	--------	----------

71		54.561	277	1 Lap	57.881
277	1 Lap	57.881	26	0.437	54.569
26	0.437	54.569	100	1 Lap	58.592
100	1 Lap	58.592	333	1 Lap	58.853
333	1 Lap	58.853	60	1 Lap	58.558
60	1 Lap	58.558	9	5.052	56.121
9	5.052	56.121	12	1 Lap	58.244
12	1 Lap	58.244	619	1 Lap	58.689
619	1 Lap	58.689	99	17.976	56.163
99	17.976	56.163	222	1 Lap	1:00.523
222	1 Lap	1:00.523	98	21.025	54.853
98	21.025	54.853	2	24.271	54.833
2	24.271	54.833	711	25.017	54.702
711	25.017	54.702	53	27.616	57.039
53	27.616	57.039	57	1 Lap	58.910
57	1 Lap	58.910	86	28.828	55.089
86	28.828	55.089	334	29.344	54.826
334	29.344	54.826	52	30.719	55.339
52	30.719	55.339	17	33.744	55.583
17	33.744	55.583	48	34.732	55.061
48	34.732	55.061	83	40.748	57.715
83	40.748	57.715	455	1 Lap	1:00.838
455	1 Lap	1:00.838	110	47.755	58.581
110	47.755	58.581			

LAP 15 @ 10:34:50.922

NO	BEHIND	LAP TIME
----	--------	----------

26		53.684
71	0.230	54.351
277	1 Lap	56.929
100	1 Lap	57.686
9	6.757	55.826
12	1 Lap	57.041

BMCRC - MRO Championships 2022 - Rnd 1 @ Brands Hatch Indy

Reactive Parts MRO Powerbikes inc Clubman 1000

RACE 1 - SECTOR ANALYSIS



SECTOR 1 = FL to I1, SECTOR 2 = I1 to FL, DIFF = Difference To Personal Best Lap, P = Crossed Finish Line in Pit Lane, D = Time Disallowed

P1 26		Josh WAINWRIGHT		Honda CBR1000RR - JW MOT Centre		
IDEAL LAP TIME : 53.434		BEST LAP TIME : 53.684		DIFFERENCE : 0.250		
LAP	SECTOR 1	SECTOR 2	LAP TIME	MPH	DIFF	TIME OF DAY
1 -		22.912	1:01.273	70.97	7.589	10:22:07.032
2 -	33.933	22.073	56.006	77.64	2.322	10:23:03.038
3 -	33.313	22.088	55.401	78.49	1.717	10:23:58.439
4 -	32.831	21.889	54.720	79.47	1.036	10:24:53.159
5 -	32.457	21.846	54.303	80.08	0.619	10:25:47.462
6 -	32.272	21.957	54.229	80.18	0.545	10:26:41.691
7 -	32.398	22.012	54.410	79.92	0.726	10:27:36.101
8 -	32.341	21.904	54.245	80.16	0.561	10:28:30.346
9 -	32.440	22.020	54.460	79.84	0.776	10:29:24.806
10 -	32.351	21.999	54.350	80.01	0.666	10:30:19.156
11 -	32.307	22.104	54.411	79.92	0.727	10:31:13.567
12 -	32.266	21.589	53.855 (3)	80.74	0.171	10:32:07.422
13 -	32.876	22.371	55.247	78.71	1.563	10:33:02.669
14 -	32.286	22.283	54.569	79.69	0.885	10:33:57.238
15 -	31.845	21.839	53.684 (1)	81.00		10:34:50.922
16 -	31.847	21.852	53.699 (2)	80.98	0.015	10:35:44.621

P2 71		Tom NORTON		Kawasaki ZX10 -		
IDEAL LAP TIME : 53.330		BEST LAP TIME : 53.816		DIFFERENCE : 0.486		
LAP	SECTOR 1	SECTOR 2	LAP TIME	MPH	DIFF	TIME OF DAY
1 -		22.832	1:01.398	70.82	7.582	10:22:07.157
2 -	33.908	21.908	55.816	77.90	2.000	10:23:02.973
3 -	32.875	21.890	54.765	79.40	0.949	10:23:57.738
4 -	32.507	21.734	54.241	80.17	0.425	10:24:51.979
5 -	32.353	21.726	54.079 (3)	80.41	0.263	10:25:46.058
6 -	32.442	21.952	54.394	79.94	0.578	10:26:40.452
7 -	32.720	21.788	54.508	79.77	0.692	10:27:34.960
8 -	32.408	21.987	54.395	79.94	0.579	10:28:29.355
9 -	33.159	21.723	54.882	79.23	1.066	10:29:24.237
10 -	32.432	21.836	54.268	80.13	0.452	10:30:18.505
11 -	32.443	22.075	54.518	79.76	0.702	10:31:13.023
12 -	32.288	21.574	53.862 (2)	80.73	0.046	10:32:06.885
13 -	33.284	22.071	55.355	78.55	1.539	10:33:02.240
14 -	32.179	22.382	54.561	79.70	0.745	10:33:56.801
15 -	32.453	21.898	54.351	80.00	0.535	10:34:51.152
16 -	31.756	22.060	53.816 (1)	80.80		10:35:44.968

P3 9		Luke DIXON		BMW S1000RR -		
IDEAL LAP TIME : 54.113		BEST LAP TIME : 54.367		DIFFERENCE : 0.254		
LAP	SECTOR 1	SECTOR 2	LAP TIME	MPH	DIFF	TIME OF DAY
1 -		22.657	1:01.394	70.83	7.027	10:22:07.153
2 -	32.875	21.964	54.839	79.29	0.472	10:23:01.992
3 -	32.534	22.539	55.073	78.96	0.706	10:23:57.065
4 -	32.756	22.021	54.777	79.38	0.410	10:24:51.842
5 -	33.083	21.978	55.061	78.97	0.694	10:25:46.903
6 -	32.387	22.543	54.930	79.16	0.563	10:26:41.833
7 -	32.714	22.209	54.923	79.17	0.556	10:27:36.756
8 -	33.627	22.568	56.195	77.38	1.828	10:28:32.951
9 -	32.364	22.187	54.551 (3)	79.71	0.184	10:29:27.502
10 -	32.149	22.218	54.367 (1)	79.98		10:30:21.869
11 -	32.306	22.151	54.457 (2)	79.85	0.090	10:31:16.326
12 -	32.786	22.029	54.815	79.33	0.448	10:32:11.141
13 -	32.533	22.058	54.591	79.65	0.224	10:33:05.732
14 -	33.114	23.007	56.121	77.48	1.754	10:34:01.853
15 -	33.442	22.384	55.826	77.89	1.459	10:34:57.679
16 -	33.015	22.536	55.551	78.28	1.184	10:35:53.230

BMCRC - MRO Championships 2022 - Rnd 1 @ Brands Hatch Indy

Reactive Parts MRO Powerbikes inc Clubman 1000

RACE 1 - SECTOR ANALYSIS



SECTOR 1 = FL to I1, SECTOR 2 = I1 to FL, DIFF = Difference To Personal Best Lap, P = Crossed Finish Line in Pit Lane, D = Time Disallowed

P4 99		Bob COLLINS		Suzuki GSXR 1000 - FWR.co.uk		
IDEAL LAP TIME : 54.887		BEST LAP TIME : 55.071		DIFFERENCE : 0.184		
LAP	SECTOR 1	SECTOR 2	LAP TIME	MPH	DIFF	TIME OF DAY
1 -		23.148	1:01.044	71.23	5.973	10:22:06.803
2 -	34.363	23.087	57.450	75.69	2.379	10:23:04.253
3 -	33.742	22.344	56.086	77.53	1.015	10:24:00.339
4 -	33.847	22.222	56.069	77.55	0.998	10:24:56.408
5 -	33.471	22.235	55.706	78.06	0.635	10:25:52.114
6 -	33.128	22.458	55.586	78.23	0.515	10:26:47.700
7 -	33.581	23.469	57.050	76.22	1.979	10:27:44.750
8 -	33.313	22.369	55.682	78.09	0.611	10:28:40.432
9 -	33.422	22.569	55.991	77.66	0.920	10:29:36.423
10 -	33.405	22.052	55.457	78.41	0.386	10:30:31.880
11 -	33.567	22.364	55.931	77.74	0.860	10:31:27.811
12 -	33.472	22.043	55.515	78.33	0.444	10:32:23.326
13 -	33.138	22.150	55.288 (2)	78.65	0.217	10:33:18.614
14 -	33.069	23.094	56.163	77.42	1.092	10:34:14.777
15 -	32.844	22.227	55.071 (1)	78.96		10:35:09.848
16 -	32.886	22.481	55.367 (3)	78.54	0.296	10:36:05.215

P5 98		Rick DICKINSON		BMW S1000RR - MotorcycleRaceParts.co.uk		
IDEAL LAP TIME : 54.792		BEST LAP TIME : 54.853		DIFFERENCE : 0.061		
LAP	SECTOR 1	SECTOR 2	LAP TIME	MPH	DIFF	TIME OF DAY
1 -		24.402	1:05.381	66.51	10.528	10:22:11.140
2 -	35.160	23.159	58.319	74.56	3.466	10:23:09.459
3 -	34.506	22.797	57.303	75.88	2.450	10:24:06.762
4 -	33.912	22.729	56.641	76.77	1.788	10:25:03.403
5 -	33.328	22.460	55.788	77.94	0.935	10:25:59.191
6 -	33.583	22.357	55.940	77.73	1.087	10:26:55.131
7 -	33.048	22.416	55.464	78.40	0.611	10:27:50.595
8 -	33.169	22.252	55.421	78.46	0.568	10:28:46.016
9 -	33.063	22.170	55.233 (2)	78.73	0.380	10:29:41.249
10 -	32.685	22.619	55.304 (3)	78.63	0.451	10:30:36.553
11 -	33.298	22.276	55.574	78.24	0.721	10:31:32.127
12 -	33.130	22.193	55.323	78.60	0.470	10:32:27.450
13 -	33.353	22.170	55.523	78.32	0.670	10:33:22.973
14 -	32.746	22.107	54.853 (1)	79.27		10:34:17.826
15 -	33.312	22.237	55.549	78.28	0.696	10:35:13.375
16 -	33.151	22.284	55.435	78.44	0.582	10:36:08.810

P6 2		Peter BAKER		Kawasaki ZX10R - TJ & Peter Baker MC's		
IDEAL LAP TIME : 54.583		BEST LAP TIME : 54.833		DIFFERENCE : 0.250		
LAP	SECTOR 1	SECTOR 2	LAP TIME	MPH	DIFF	TIME OF DAY
1 -		24.243	1:05.293	66.60	10.460	10:22:11.052
2 -	35.379	23.500	58.879	73.85	4.046	10:23:09.931
3 -	35.001	22.754	57.755	75.29	2.922	10:24:07.686
4 -	34.615	22.847	57.462	75.67	2.629	10:25:05.148
5 -	33.766	22.268	56.034	77.60	1.201	10:26:01.182
6 -	33.599	22.293	55.892	77.80	1.059	10:26:57.074
7 -	33.711	22.433	56.144	77.45	1.311	10:27:53.218
8 -	33.724	22.663	56.387	77.12	1.554	10:28:49.605
9 -	32.907	21.995	54.902 (2)	79.20	0.069	10:29:44.507
10 -	32.818	22.151	54.969	79.11	0.136	10:30:39.476
11 -	33.297	22.496	55.793	77.94	0.960	10:31:35.269
12 -	32.778	22.128	54.906 (3)	79.20	0.073	10:32:30.175
13 -	33.420	22.644	56.064	77.56	1.231	10:33:26.239
14 -	32.588	22.245	54.833 (1)	79.30		10:34:21.072
15 -	32.826	22.104	54.930	79.16	0.097	10:35:16.002
16 -	33.123	22.408	55.531	78.30	0.698	10:36:11.533

BMCRC - MRO Championships 2022 - Rnd 1 @ Brands Hatch Indy

Reactive Parts MRO Powerbikes inc Clubman 1000

RACE 1 - SECTOR ANALYSIS



SECTOR 1 = FL to I1, SECTOR 2 = I1 to FL, DIFF = Difference To Personal Best Lap, P = Crossed Finish Line in Pit Lane, D = Time Disallowed

P7 711		Ritchie THORNTON		Kawasaki ZX10R - Team 71		
IDEAL LAP TIME : 54.702		BEST LAP TIME : 54.702		DIFFERENCE : 0.000		
LAP	SECTOR 1	SECTOR 2	LAP TIME	MPH	DIFF	TIME OF DAY
1 -		24.047	1:04.935	66.96	10.233	10:22:10.694
2 -	35.388	23.350	58.738	74.03	4.036	10:23:09.432
3 -	34.758	22.852	57.610	75.48	2.908	10:24:07.042
4 -	34.819	22.570	57.389	75.77	2.687	10:25:04.431
5 -	33.786	22.354	56.140	77.45	1.438	10:26:00.571
6 -	33.627	22.129	55.756	77.99	1.054	10:26:56.327
7 -	33.959	22.220	56.179	77.40	1.477	10:27:52.506
8 -	34.087	22.235	56.322	77.20	1.620	10:28:48.828
9 -	32.964	21.999	54.963 (3)	79.11	0.261	10:29:43.791
10 -	33.214	22.045	55.259	78.69	0.557	10:30:39.050
11 -	33.498	22.689	56.187	77.39	1.485	10:31:35.237
12 -	33.552	22.115	55.667	78.11	0.965	10:32:30.904
13 -	33.690	22.522	56.212	77.36	1.510	10:33:27.116
14 -	32.710	21.992	54.702 (1)	79.49		10:34:21.818
15 -	32.923	22.100	55.023	79.03	0.321	10:35:16.841
16 -	32.735	21.999	54.734 (2)	79.44	0.032	10:36:11.575

P8 334		Donald GILBERT		Suzuki GSXR1000 - S and N tyres		
IDEAL LAP TIME : 54.674		BEST LAP TIME : 54.826		DIFFERENCE : 0.152		
LAP	SECTOR 1	SECTOR 2	LAP TIME	MPH	DIFF	TIME OF DAY
1 -		24.497	1:10.586	61.60	15.760	10:22:16.345
2 -	35.273	23.136	58.409	74.45	3.583	10:23:14.754
3 -	34.304	22.514	56.818	76.53	1.992	10:24:11.572
4 -	33.711	22.700	56.411	77.08	1.585	10:25:07.983
5 -	33.501	22.181	55.682	78.09	0.856	10:26:03.665
6 -	33.823	22.407	56.230	77.33	1.404	10:26:59.895
7 -	33.454	22.256	55.710	78.05	0.884	10:27:55.605
8 -	33.787	22.180	55.967	77.69	1.141	10:28:51.572
9 -	33.799	22.167	55.966	77.70	1.140	10:29:47.538
10 -	33.188	22.044	55.232	78.73	0.406	10:30:42.770
11 -	34.137	22.081	56.218	77.35	1.392	10:31:38.988
12 -	34.951	22.089	57.040	76.23	2.214	10:32:36.028
13 -	33.429	21.862	55.291	78.64	0.465	10:33:31.319
14 -	32.812	22.014	54.826 (1)	79.31		10:34:26.145
15 -	33.198	22.033	55.231 (3)	78.73	0.405	10:35:21.376
16 -	32.854	22.010	54.864 (2)	79.26	0.038	10:36:16.240

P9 53 C		Seamus McGLYNN		Yamaha R1 -		
IDEAL LAP TIME : 55.718		BEST LAP TIME : 55.878		DIFFERENCE : 0.160		
LAP	SECTOR 1	SECTOR 2	LAP TIME	MPH	DIFF	TIME OF DAY
1 -		23.082	1:03.802	68.15	7.924	10:22:09.561
2 -	34.154	22.359	56.513	76.94	0.635	10:23:06.074
3 -	33.698	22.451	56.149	77.44	0.271	10:24:02.223
4 -	33.867	22.549	56.416	77.08	0.538	10:24:58.639
5 -	33.967	22.619	56.586	76.84	0.708	10:25:55.225
6 -	33.603	22.365	55.968 (2)	77.69	0.090	10:26:51.193
7 -	34.038	22.623	56.661	76.74	0.783	10:27:47.854
8 -	33.659	22.650	56.309	77.22	0.431	10:28:44.163
9 -	33.469	22.409	55.878 (1)	77.82		10:29:40.041
10 -	33.516	23.159	56.675	76.72	0.797	10:30:36.716
11 -	34.095	22.622	56.717	76.67	0.839	10:31:33.433
12 -	33.977	22.548	56.525	76.93	0.647	10:32:29.958
13 -	34.530	22.890	57.420	75.73	1.542	10:33:27.378
14 -	34.646	22.393	57.039	76.23	1.161	10:34:24.417
15 -	33.686	22.405	56.091 (3)	77.52	0.213	10:35:20.508
16 -	33.359	22.940	56.299	77.24	0.421	10:36:16.807

BMCRC - MRO Championships 2022 - Rnd 1 @ Brands Hatch Indy

Reactive Parts MRO Powerbikes inc Clubman 1000

RACE 1 - SECTOR ANALYSIS



SECTOR 1 = FL to I1, SECTOR 2 = I1 to FL, DIFF = Difference To Personal Best Lap, P = Crossed Finish Line in Pit Lane, D = Time Disallowed

P10 86 C		Frederico LOPES		Yamaha R1 - FLR Procurement Ltd		
IDEAL LAP TIME : 55.089		BEST LAP TIME : 55.089		DIFFERENCE : 0.000		
LAP	SECTOR 1	SECTOR 2	LAP TIME	MPH	DIFF	TIME OF DAY
1 -		23.769	1:07.181	64.72	12.092	10:22:12.940
2 -	34.426	23.251	57.677	75.39	2.588	10:23:10.617
3 -	34.699	22.618	57.317	75.86	2.228	10:24:07.934
4 -	34.265	22.310	56.575	76.86	1.486	10:25:04.509
5 -	33.981	22.316	56.297	77.24	1.208	10:26:00.806
6 -	33.565	22.156	55.721 (2)	78.04	0.632	10:26:56.527
7 -	34.004	22.232	56.236	77.32	1.147	10:27:52.763
8 -	34.445	22.654	57.099	76.15	2.010	10:28:49.862
9 -	33.724	22.198	55.922	77.76	0.833	10:29:45.784
10 -	33.795	22.758	56.553	76.89	1.464	10:30:42.337
11 -	33.765	22.495	56.260	77.29	1.171	10:31:38.597
12 -	34.073	22.043	56.116	77.49	1.027	10:32:34.713
13 -	33.403	22.424	55.827 (3)	77.89	0.738	10:33:30.540
14 -	33.259	21.830	55.089 (1)	78.93		10:34:25.629
15 -	33.725	22.615	56.340	77.18	1.251	10:35:21.969
16 -	33.770	22.616	56.386	77.12	1.297	10:36:18.355

P11 52		Ben COTGROVE		Yamaha R1 - MFR		
IDEAL LAP TIME : 55.257		BEST LAP TIME : 55.339		DIFFERENCE : 0.082		
LAP	SECTOR 1	SECTOR 2	LAP TIME	MPH	DIFF	TIME OF DAY
1 -		24.006	1:03.620	68.35	8.281	10:22:09.379
2 -	35.928	23.840	59.768	72.75	4.429	10:23:09.147
3 -	34.668	23.322	57.990	74.98	2.651	10:24:07.137
4 -	34.105	22.700	56.805	76.55	1.466	10:25:03.942
5 -	33.747	22.495	56.242	77.31	0.903	10:26:00.184
6 -	33.544	22.511	56.055 (3)	77.57	0.716	10:26:56.239
7 -	33.610	22.551	56.161	77.43	0.822	10:27:52.400
8 -	34.248	22.770	57.018	76.26	1.679	10:28:49.418
9 -	33.686	22.504	56.190	77.39	0.851	10:29:45.608
10 -	33.764	22.902	56.666	76.74	1.327	10:30:42.274
11 -	34.680	23.003	57.683	75.38	2.344	10:31:39.957
12 -	34.204	22.360	56.564	76.87	1.225	10:32:36.521
13 -	33.404	22.256	55.660 (2)	78.12	0.321	10:33:32.181
14 -	33.001	22.338	55.339 (1)	78.58		10:34:27.520
15 -	33.616	22.685	56.301	77.23	0.962	10:35:23.821
16 -	34.031	23.110	57.141	76.10	1.802	10:36:20.962

P12 48		Nicky WILSON		Suzuki GSXR 1000 - Demon GP/Haslemere Motorcycles		
IDEAL LAP TIME : 54.822		BEST LAP TIME : 55.061		DIFFERENCE : 0.239		
LAP	SECTOR 1	SECTOR 2	LAP TIME	MPH	DIFF	TIME OF DAY
1 -		24.239	1:04.741	67.16	9.680	10:22:10.500
2 -	35.603	24.316	59.919	72.57	4.858	10:23:10.419
3 -	35.145	23.888	59.033	73.66	3.972	10:24:09.452
4 -	35.042	23.404	58.446	74.40	3.385	10:25:07.898
5 -	34.705	23.600	58.305	74.58	3.244	10:26:06.203
6 -	34.520	23.542	58.062	74.89	3.001	10:27:04.265
7 -	33.973	23.031	57.004	76.28	1.943	10:28:01.269
8 -	33.718	23.041	56.759	76.61	1.698	10:28:58.028
9 -	33.604	22.768	56.372	77.14	1.311	10:29:54.400
10 -	33.066	22.527	55.593	78.22	0.532	10:30:49.993
11 -	32.795	22.329	55.124 (2)	78.88	0.063	10:31:45.117
12 -	33.069	22.446	55.515	78.33	0.454	10:32:40.632
13 -	33.442	22.398	55.840	77.87	0.779	10:33:36.472
14 -	32.493	22.568	55.061 (1)	78.97		10:34:31.533
15 -	32.662	22.672	55.334 (3)	78.58	0.273	10:35:26.867
16 -	33.413	22.467	55.880	77.82	0.819	10:36:22.747

BMCRC - MRO Championships 2022 - Rnd 1 @ Brands Hatch Indy

Reactive Parts MRO Powerbikes inc Clubman 1000

RACE 1 - SECTOR ANALYSIS



SECTOR 1 = FL to I1, SECTOR 2 = I1 to FL, DIFF = Difference To Personal Best Lap, P = Crossed Finish Line in Pit Lane, D = Time Disallowed

P13 17 Philip BAKER		BMW S1000RR - Paul & Justine Bushell				
IDEAL LAP TIME : 55.321		BEST LAP TIME : 55.583		DIFFERENCE : 0.262		
LAP	SECTOR 1	SECTOR 2	LAP TIME	MPH	DIFF	TIME OF DAY
1 -		24.637	1:07.008	64.89	11.425	10:22:12.767
2 -	35.787	23.728	59.515	73.06	3.932	10:23:12.282
3 -	35.203	23.189	58.392	74.47	2.809	10:24:10.674
4 -	34.394	23.309	57.703	75.36	2.120	10:25:08.377
5 -	34.382	22.652	57.034	76.24	1.451	10:26:05.411
6 -	33.976	22.550	56.526	76.93	0.943	10:27:01.937
7 -	34.324	22.561	56.885	76.44	1.302	10:27:58.822
8 -	33.588	22.107	55.695 (2)	78.07	0.112	10:28:54.517
9 -	33.404	22.312	55.716 (3)	78.04	0.133	10:29:50.233
10 -	33.578	22.541	56.119	77.48	0.536	10:30:46.352
11 -	33.686	22.577	56.263	77.29	0.680	10:31:42.615
12 -	33.820	22.497	56.317	77.21	0.734	10:32:38.932
13 -	33.633	22.397	56.030	77.61	0.447	10:33:34.962
14 -	33.214	22.369	55.583 (1)	78.23		10:34:30.545
15 -	33.474	22.380	55.854	77.85	0.271	10:35:26.399
16 -	34.053	22.518	56.571	76.86	0.988	10:36:22.970

P14 83 Jason SIGGS		Yamaha R1 - J Siggs Construction				
IDEAL LAP TIME : 55.716		BEST LAP TIME : 55.716		DIFFERENCE : 0.000		
LAP	SECTOR 1	SECTOR 2	LAP TIME	MPH	DIFF	TIME OF DAY
1 -		23.853	1:05.567	66.32	9.851	10:22:11.326
2 -	35.473	23.922	59.395	73.21	3.679	10:23:10.721
3 -	35.369	23.288	58.657	74.13	2.941	10:24:09.378
4 -	35.272	23.517	58.789	73.96	3.073	10:25:08.167
5 -	34.359	22.660	57.019	76.26	1.303	10:26:05.186
6 -	33.844	22.589	56.433 (2)	77.05	0.717	10:27:01.619
7 -	34.402	22.637	57.039	76.23	1.323	10:27:58.658
8 -	33.442	22.274	55.716 (1)	78.04		10:28:54.374
9 -	34.043	22.651	56.694 (3)	76.70	0.978	10:29:51.068
10 -	34.018	22.736	56.754	76.62	1.038	10:30:47.822
11 -	34.222	22.653	56.875	76.45	1.159	10:31:44.697
12 -	35.079	22.651	57.730	75.32	2.014	10:32:42.427
13 -	34.565	22.842	57.407	75.75	1.691	10:33:39.834
14 -	34.685	23.030	57.715	75.34	1.999	10:34:37.549
15 -	34.605	23.181	57.786	75.25	2.070	10:35:35.335
16 -	34.525	23.863	58.388	74.47	2.672	10:36:33.723

P15 110 C Michael CLARKE		Yamaha R1 - BIKEBASE - MX5 PARTS WAREHOUSE				
IDEAL LAP TIME : 57.095		BEST LAP TIME : 57.304		DIFFERENCE : 0.209		
LAP	SECTOR 1	SECTOR 2	LAP TIME	MPH	DIFF	TIME OF DAY
1 -		23.915	1:05.799	66.08	8.495	10:22:11.558
2 -	34.900	23.902	58.802	73.95	1.498	10:23:10.360
3 -	35.206	22.796	58.002	74.97	0.698	10:24:08.362
4 -	34.395	22.909	57.304 (1)	75.88		10:25:05.666
5 -	35.034	23.063	58.097	74.85	0.793	10:26:03.763
6 -	34.463	22.937	57.400 (2)	75.75	0.096	10:27:01.163
7 -	34.617	22.828	57.445 (3)	75.70	0.141	10:27:58.608
8 -	34.885	22.852	57.737	75.31	0.433	10:28:56.345
9 -	34.299	23.445	57.744	75.30	0.440	10:29:54.089
10 -	34.747	23.511	58.258	74.64	0.954	10:30:52.347
11 -	34.711	23.119	57.830	75.19	0.526	10:31:50.177
12 -	34.731	23.311	58.042	74.92	0.738	10:32:48.219
13 -	34.572	23.184	57.756	75.29	0.452	10:33:45.975
14 -	35.091	23.490	58.581	74.23	1.277	10:34:44.556
15 -	35.369	23.161	58.530	74.29	1.226	10:35:43.086
16 -	35.227	23.595	58.822	73.92	1.518	10:36:41.908

BMCRC - MRO Championships 2022 - Rnd 1 @ Brands Hatch Indy

Reactive Parts MRO Powerbikes inc Clubman 1000

RACE 1 - SECTOR ANALYSIS



SECTOR 1 = FL to I1, SECTOR 2 = I1 to FL, DIFF = Difference To Personal Best Lap, P = Crossed Finish Line in Pit Lane, D = Time Disallowed

P16 277 C		Adrian AVERRE		Ducati PANIGALE V4 - Ryders Alley Racing			
IDEAL LAP TIME : 56.473		BEST LAP TIME : 56.664		DIFFERENCE : 0.191			
LAP	SECTOR 1	SECTOR 2	LAP TIME	MPH	DIFF	TIME OF DAY	
1 -		25.746	1:10.634	61.56	13.970	10:22:16.393	
2 -	36.966	23.449	1:00.415	71.97	3.751	10:23:16.808	
3 -	35.486	23.213	58.699	74.08	2.035	10:24:15.507	
4 -	35.230	23.172	58.402	74.45	1.738	10:25:13.909	
5 -	34.855	23.956	58.811	73.94	2.147	10:26:12.720	
6 -	35.486	23.932	59.418	73.18	2.754	10:27:12.138	
7 -	35.345	23.873	59.218	73.43	2.554	10:28:11.356	
8 -	34.539	22.979	57.518	75.60	0.854	10:29:08.874	
9 -	35.196	23.406	58.602	74.20	1.938	10:30:07.476	
10 -	34.530	23.087	57.617	75.47	0.953	10:31:05.093	
11 -	33.822	22.842	56.664 (1)	76.74		10:32:01.757	
12 -	34.320	23.147	57.467 (3)	75.67	0.803	10:32:59.224	
13 -	34.670	23.211	57.881	75.13	1.217	10:33:57.105	
14 -	34.278	22.651	56.929 (2)	76.38	0.265	10:34:54.034	
15 -	33.972	23.678	57.650	75.43	0.986	10:35:51.684	

P17 100 C		Antony HUNTER		Kawasaki ZX10R - Uncletoms motoring centre			
IDEAL LAP TIME : 56.489		BEST LAP TIME : 56.703		DIFFERENCE : 0.214			
LAP	SECTOR 1	SECTOR 2	LAP TIME	MPH	DIFF	TIME OF DAY	
1 -		25.532	1:09.756	62.34	13.053	10:22:15.515	
2 -	36.968	24.446	1:01.414	70.80	4.711	10:23:16.929	
3 -	36.239	23.760	59.999	72.47	3.296	10:24:16.928	
4 -	35.100	23.227	58.327	74.55	1.624	10:25:15.255	
5 -	34.396	23.149	57.545 (3)	75.56	0.842	10:26:12.800	
6 -	35.145	23.974	59.119	73.55	2.416	10:27:11.919	
7 -	35.369	23.636	59.005	73.69	2.302	10:28:10.924	
8 -	34.389	23.297	57.686	75.38	0.983	10:29:08.610	
9 -	35.196	23.511	58.707	74.07	2.004	10:30:07.317	
10 -	34.400	23.259	57.659	75.41	0.956	10:31:04.976	
11 -	34.809	23.156	57.965	75.02	1.262	10:32:02.941	
12 -	33.871	22.901	56.772 (2)	76.59	0.069	10:32:59.713	
13 -	34.942	23.650	58.592	74.21	1.889	10:33:58.305	
14 -	34.311	23.375	57.686	75.38	0.983	10:34:55.991	
15 -	33.588	23.115	56.703 (1)	76.69		10:35:52.694	

P18 12		David COMBRINCK		Kawasaki ZX10R -			
IDEAL LAP TIME : 55.982		BEST LAP TIME : 55.982		DIFFERENCE : 0.000			
LAP	SECTOR 1	SECTOR 2	LAP TIME	MPH	DIFF	TIME OF DAY	
1 -		25.255	1:11.002	61.24	15.020	10:22:16.761	
2 -	37.590	24.183	1:01.773	70.39	5.791	10:23:18.534	
3 -	36.796	23.988	1:00.784	71.54	4.802	10:24:19.318	
4 -	35.547	23.908	59.455	73.14	3.473	10:25:18.773	
5 -	35.489	23.564	59.053	73.63	3.071	10:26:17.826	
6 -	35.494	23.447	58.941	73.77	2.959	10:27:16.767	
7 -	34.949	23.097	58.046	74.91	2.064	10:28:14.813	
8 -	34.819	22.975	57.794	75.24	1.812	10:29:12.607	
9 -	34.512	22.641	57.153 (3)	76.08	1.171	10:30:09.760	
10 -	35.399	23.243	58.642	74.15	2.660	10:31:08.402	
11 -	34.361	23.079	57.440	75.70	1.458	10:32:05.842	
12 -	34.653	23.215	57.868	75.14	1.886	10:33:03.710	
13 -	34.945	23.299	58.244	74.66	2.262	10:34:01.954	
14 -	34.368	22.673	57.041 (2)	76.23	1.059	10:34:58.995	
15 -	33.756	22.226	55.982 (1)	77.67		10:35:54.977	

BMCRC - MRO Championships 2022 - Rnd 1 @ Brands Hatch Indy

Reactive Parts MRO Powerbikes inc Clubman 1000

RACE 1 - SECTOR ANALYSIS



SECTOR 1 = FL to I1, SECTOR 2 = I1 to FL, DIFF = Difference To Personal Best Lap, P = Crossed Finish Line in Pit Lane, D = Time Disallowed

P19 60		Jack YOUNGE		Kawasaki ZX10R - Chase Timber products		
IDEAL LAP TIME : 57.398		BEST LAP TIME : 57.399		DIFFERENCE : 0.001		
LAP	SECTOR 1	SECTOR 2	LAP TIME	MPH	DIFF	TIME OF DAY
1 -		25.569	1:10.176	61.96	12.777	10:22:15.935
2 -	37.811	24.474	1:02.285	69.81	4.886	10:23:18.220
3 -	36.729	23.839	1:00.568	71.79	3.169	10:24:18.788
4 -	35.746	23.741	59.487	73.10	2.088	10:25:18.275
5 -	35.424	23.352	58.776	73.98	1.377	10:26:17.051
6 -	35.940	23.306	59.246	73.39	1.847	10:27:16.297
7 -	34.922	23.013	57.935	75.06	0.536	10:28:14.232
8 -	34.867	22.968	57.835 (3)	75.18	0.436	10:29:12.067
9 -	34.430	22.969	57.399 (1)	75.76		10:30:09.466
10 -	34.494	23.077	57.571 (2)	75.53	0.172	10:31:07.037
11 -	34.705	23.166	57.871	75.14	0.472	10:32:04.908
12 -	34.738	23.464	58.202	74.71	0.803	10:33:03.110
13 -	35.222	23.336	58.558	74.26	1.159	10:34:01.668
14 -	35.008	23.126	58.134	74.80	0.735	10:34:59.802
15 -	34.555	23.317	57.872	75.14	0.473	10:35:57.674

P20 619 C		Tommy DOOLAN		Kawasaki ZX10R - Quinton contracts		
IDEAL LAP TIME : 57.617		BEST LAP TIME : 57.761		DIFFERENCE : 0.144		
LAP	SECTOR 1	SECTOR 2	LAP TIME	MPH	DIFF	TIME OF DAY
1 -		25.403	1:11.680	60.66	13.919	10:22:17.439
2 -	37.385	24.144	1:01.529	70.67	3.768	10:23:18.968
3 -	36.574	24.036	1:00.610	71.74	2.849	10:24:19.578
4 -	35.443	24.027	59.470	73.12	1.709	10:25:19.048
5 -	34.816	23.592	58.408	74.45	0.647	10:26:17.456
6 -	35.209	23.021	58.230	74.67	0.469	10:27:15.686
7 -	34.875	23.060	57.935	75.06	0.174	10:28:13.621
8 -	34.833	23.176	58.009	74.96	0.248	10:29:11.630
9 -	34.700	23.061	57.761 (1)	75.28		10:30:09.391
10 -	34.775	23.071	57.846	75.17	0.085	10:31:07.237
11 -	34.614	23.293	57.907	75.09	0.146	10:32:05.144
12 -	35.248	23.199	58.447	74.40	0.686	10:33:03.591
13 -	35.123	23.566	58.689	74.09	0.928	10:34:02.280
14 -	34.628	23.214	57.842 (3)	75.18	0.081	10:35:00.122
15 -	34.787	23.003	57.790 (2)	75.24	0.029	10:35:57.912

P21 333		Andrew HOUGHTON		Yamaha R1 -		
IDEAL LAP TIME : 57.757		BEST LAP TIME : 57.778		DIFFERENCE : 0.021		
LAP	SECTOR 1	SECTOR 2	LAP TIME	MPH	DIFF	TIME OF DAY
1 -		24.783	1:10.376	61.79	12.598	10:22:16.135
2 -	36.563	24.160	1:00.723	71.61	2.945	10:23:16.858
3 -	36.790	23.332	1:00.122	72.32	2.344	10:24:16.980
4 -	35.603	23.169	58.772	73.99	0.994	10:25:15.752
5 -	34.934	22.988	57.922	75.07	0.144	10:26:13.674
6 -	35.170	23.480	58.650	74.14	0.872	10:27:12.324
7 -	35.620	23.586	59.206	73.44	1.428	10:28:11.530
8 -	34.911	22.867	57.778 (1)	75.26		10:29:09.308
9 -	35.069	23.361	58.430	74.42	0.652	10:30:07.738
10 -	34.890	22.976	57.866 (2)	75.14	0.088	10:31:05.604
11 -	34.993	22.919	57.912 (3)	75.08	0.134	10:32:03.516
12 -	35.035	23.159	58.194	74.72	0.416	10:33:01.710
13 -	35.521	23.332	58.853	73.88	1.075	10:34:00.563
14 -	35.313	23.325	58.638	74.16	0.860	10:34:59.201
15 -	36.146	23.290	59.436	73.16	1.658	10:35:58.637

BMCRC - MRO Championships 2022 - Rnd 1 @ Brands Hatch Indy

Reactive Parts MRO Powerbikes inc Clubman 1000

RACE 1 - SECTOR ANALYSIS



SECTOR 1 = FL to I1, SECTOR 2 = I1 to FL, DIFF = Difference To Personal Best Lap, P = Crossed Finish Line in Pit Lane, D = Time Disallowed

P22 222 C		Phil ROOKE		Kawaskai ZX10R - GW HIGHWAYS & CLEARWAY TRAFFIC S			
IDEAL LAP TIME : 58.457		BEST LAP TIME : 58.514		DIFFERENCE : 0.057			
LAP	SECTOR 1	SECTOR 2	LAP TIME	MPH	DIFF	TIME OF DAY	
1 -		25.110	1:11.777	60.58	13.263	10:22:17.536	
2 -	37.884	23.950	1:01.834	70.32	3.320	10:23:19.370	
3 -	36.963	23.681	1:00.644	71.70	2.130	10:24:20.014	
4 -	35.856	23.309	59.165	73.49	0.651	10:25:19.179	
5 -	35.439	23.430	58.869 (3)	73.86	0.355	10:26:18.048	
6 -	35.636	23.362	58.998	73.70	0.484	10:27:17.046	
7 -	35.270	23.244	58.514 (1)	74.31		10:28:15.560	
8 -	35.445	23.187	58.632 (2)	74.16	0.118	10:29:14.192	
9 -	35.687	23.566	59.253	73.39	0.739	10:30:13.445	
10 -	36.493	24.371	1:00.864	71.44	2.350	10:31:14.309	
11 -	36.201	23.830	1:00.031	72.43	1.517	10:32:14.340	
12 -	36.472	24.324	1:00.796	71.52	2.282	10:33:15.136	
13 -	36.074	24.449	1:00.523	71.85	2.009	10:34:15.659	
14 -	35.986	23.661	59.647	72.90	1.133	10:35:15.306	
15 -	36.217	24.180	1:00.397	72.00	1.883	10:36:15.703	

P23 57 C		Scott FORBES-COWDRY		Kawasaki ZX10R -			
IDEAL LAP TIME : 58.670		BEST LAP TIME : 58.910		DIFFERENCE : 0.240			
LAP	SECTOR 1	SECTOR 2	LAP TIME	MPH	DIFF	TIME OF DAY	
1 -		25.142	1:12.248	60.18	13.338	10:22:18.007	
2 -	38.980	24.091	1:03.071	68.94	4.161	10:23:21.078	
3 -	37.916	23.869	1:01.785	70.38	2.875	10:24:22.863	
4 -	37.592	23.419	1:01.011	71.27	2.101	10:25:23.874	
5 -	37.361	23.685	1:01.046	71.23	2.136	10:26:24.920	
6 -	37.101	23.421	1:00.522	71.85	1.612	10:27:25.442	
7 -	36.936	23.390	1:00.326	72.08	1.416	10:28:25.768	
8 -	37.473	23.850	1:01.323	70.91	2.413	10:29:27.091	
9 -	36.902	23.007	59.909	72.58	0.999	10:30:27.000	
10 -	36.895	23.214	1:00.109	72.34	1.199	10:31:27.109	
11 -	36.564	23.308	59.872	72.63	0.962	10:32:26.981	
12 -	36.465	22.969	59.434 (3)	73.16	0.524	10:33:26.415	
13 -	35.849	23.061	58.910 (1)	73.81		10:34:25.325	
14 -	35.701	23.256	58.957 (2)	73.75	0.047	10:35:24.282	
15 -	36.184	23.962	1:00.146	72.30	1.236	10:36:24.428	

P24 455 C		Tyler DONOVAN		Kawasaki ZX10R -			
IDEAL LAP TIME : 1:00.221		BEST LAP TIME : 1:00.305		DIFFERENCE : 0.084			
LAP	SECTOR 1	SECTOR 2	LAP TIME	MPH	DIFF	TIME OF DAY	
1 -		25.900	1:13.567	59.11	13.262	10:22:19.326	
2 -	38.803	25.813	1:04.616	67.29	4.311	10:23:23.942	
3 -	39.263	24.511	1:03.774	68.18	3.469	10:24:27.716	
4 -	37.180	24.186	1:01.366	70.86	1.061	10:25:29.082	
5 -	37.487	24.502	1:01.989	70.15	1.684	10:26:31.071	
6 -	37.498	24.088	1:01.586	70.61	1.281	10:27:32.657	
7 -	37.162	24.449	1:01.611	70.58	1.306	10:28:34.268	
8 -	36.990	24.016	1:01.006	71.28	0.701	10:29:35.274	
9 -	36.885	24.269	1:01.154	71.10	0.849	10:30:36.428	
10 -	37.441	24.115	1:01.556	70.64	1.251	10:31:37.984	
11 -	37.034	23.651	1:00.685 (3)	71.65	0.380	10:32:38.669	
12 -	36.704	23.863	1:00.567 (2)	71.79	0.262	10:33:39.236	
13 -	36.983	23.855	1:00.838	71.47	0.533	10:34:40.074	
14 -	37.053	23.858	1:00.911	71.39	0.606	10:35:40.985	
15 -	36.788	23.517	1:00.305 (1)	72.11		10:36:41.290	

BMCRC - MRO Championships 2022 - Rnd 1 @ Brands Hatch Indy

Reactive Parts MRO Powerbikes inc Clubman 1000

RACE 1 - SECTOR ANALYSIS



SECTOR 1 = FL to I1, SECTOR 2 = I1 to FL, DIFF = Difference To Personal Best Lap, P = Crossed Finish Line in Pit Lane, D = Time Disallowed

P25 88		Scott HALLIDAY		Suzuki GSXR 1000 - Performance fitness gym			
IDEAL LAP TIME : 58.983		BEST LAP TIME : 58.983		DIFFERENCE : 0.000			
LAP	SECTOR 1	SECTOR 2	LAP TIME	MPH	DIFF	TIME OF DAY	
1 -		24.960	1:06.919	64.98	7.936	10:22:12.678	
2 -	35.782	24.644	1:00.426	71.96	1.443	10:23:13.104	
3 -	36.158	24.371	1:00.529	71.84	1.546	10:24:13.633	
4 -	35.749	24.114	59.863 (3)	72.64	0.880	10:25:13.496	
5 -	34.987	23.996	58.983 (1)	73.72		10:26:12.479	
6 -	35.317	24.003	59.320 (2)	73.30	0.337	10:27:11.799	

P26 25		Sam SMITH		Yamaha YZF1000 R1 - Exclusiv events			
IDEAL LAP TIME : 1:03.623		BEST LAP TIME : 1:04.325		DIFFERENCE : 0.702			
LAP	SECTOR 1	SECTOR 2	LAP TIME	MPH	DIFF	TIME OF DAY	
1 -		26.995	1:11.046	61.20	6.721	10:22:16.805	
2 -	40.682	26.222	1:06.904 (3)	64.99	2.579	10:23:23.709	
3 -	39.726	25.662	1:05.388 (2)	66.50	1.063	10:24:29.097	
4 -	38.447	25.878	1:04.325 (1)	67.60		10:25:33.422	

BMCRC - MRO Championships 2022 - Rnd 1 @ Brands Hatch Indy

Reactive Parts MRO Powerbikes inc Clubman 1000

RACE 1 - BEST SECTORS

SECTOR 1			SECTOR 2			IDEAL / BEST COMPARISON						
POS	NO	NAME	TIME	NO	NAME	TIME	POS	NO	NAME	IDEAL	BEST	DIFF
									PERFECT LAP	53.330		
1	71	NORTON	31.756	71	NORTON	21.574	1	71	NORTON	53.330	53.816	0.486
2	26	WAINWRIGHT	31.845	26	WAINWRIGHT	21.589	2	26	WAINWRIGHT	53.434	53.684	0.250
3	9	DIXON	32.149	86	LOPES	21.830	3	9	DIXON	54.113	54.367	0.254
4	48	WILSON	32.493	334	GILBERT	21.862	4	2	BAKER	54.583	54.833	0.250
5	2	BAKER	32.588	9	DIXON	21.964	5	334	GILBERT	54.674	54.826	0.152
6	98	DICKINSON	32.685	711	THORNTON	21.992	6	711	THORNTON	54.702	54.702	0.000
7	711	THORNTON	32.710	2	BAKER	21.995	7	98	DICKINSON	54.792	54.853	0.061
8	334	GILBERT	32.812	99	COLLINS	22.043	8	48	WILSON	54.822	55.061	0.239
9	99	COLLINS	32.844	98	DICKINSON	22.107	9	99	COLLINS	54.887	55.071	0.184
10	52	COTGROVE	33.001	17	BAKER	22.107	10	86	LOPES	55.089	55.089	0.000
11	17	BAKER	33.214	12	COMBRINCK	22.226	11	52	COTGROVE	55.257	55.339	0.082
12	86	LOPES	33.259	52	COTGROVE	22.256	12	17	BAKER	55.321	55.583	0.262
13	53	McGLYNN	33.359	83	SIGGS	22.274	13	83	SIGGS	55.716	55.716	0.000
14	83	SIGGS	33.442	48	WILSON	22.329	14	53	McGLYNN	55.718	55.878	0.160
15	100	HUNTER	33.588	53	McGLYNN	22.359	15	12	COMBRINCK	55.982	55.982	0.000
16	12	COMBRINCK	33.756	277	AVERRE	22.651	16	277	AVERRE	56.473	56.664	0.191
17	277	AVERRE	33.822	110	CLARKE	22.796	17	100	HUNTER	56.489	56.703	0.214
18	110	CLARKE	34.299	333	HOUGHTON	22.867	18	110	CLARKE	57.095	57.304	0.209
19	60	YOUNGE	34.430	100	HUNTER	22.901	19	60	YOUNGE	57.398	57.399	0.001
20	619	DOOLAN	34.614	60	YOUNGE	22.968	20	619	DOOLAN	57.617	57.761	0.144
21	333	HOUGHTON	34.890	57	FORBES-COWDRY	22.969	21	333	HOUGHTON	57.757	57.778	0.021
22	88	HALLIDAY	34.987	619	DOOLAN	23.003	22	222	ROOKE	58.457	58.514	0.057
23	222	ROOKE	35.270	222	ROOKE	23.187	23	57	FORBES-COWDRY	58.670	58.910	0.240
24	57	FORBES-COWDRY	35.701	455	DONOVAN	23.517	24	88	HALLIDAY	58.983	58.983	0.000
25	455	DONOVAN	36.704	88	HALLIDAY	23.996	25	455	DONOVAN	1:00.221	1:00.305	0.084
26	25	SMITH	37.961	25	SMITH	25.662	26	25	SMITH	1:03.623	1:04.325	0.702
27												

BMCRC - MRO Championships 2022 - Rnd 1 @ Brands Hatch Indy

Reactive Parts MRO Powerbikes inc Clubman 1000

RACE 1 - STATISTICS

Competitors Started	26
Planned Start	2022-03-13 @ 10:21:00.000
Actual Start	2022-03-13 @ 10:21:05.758
Finish Time	2022-03-13 @ 10:35:44.620
Track Length	1.2079mi.
Total Laps	385
Total Distance Covered	465.0590mi.

Session Fastest Lap History

NO	CL	NAME	LAP TIME	TIME OF DAY	LAP	VEHICLE
9		Luke DIXON	54.839	10:23:02.008	2	BMW S1000RR
71		Tom NORTON	54.765	10:23:57.747	3	Kawasaki ZX10
71		Tom NORTON	54.241	10:24:51.989	4	Kawasaki ZX10
71		Tom NORTON	54.079	10:25:46.068	5	Kawasaki ZX10
71		Tom NORTON	53.862	10:32:06.894	12	Kawasaki ZX10
26		Josh WAINWRIGHT	53.855	10:32:07.453	12	Honda CBR1000RR
26		Josh WAINWRIGHT	53.684	10:34:50.952	15	Honda CBR1000RR

Session Leader History

NO	CL	NAME	FROM LAP	LAPS LED	DISTANCE	VEHICLE
99		Bob COLLINS	1	1	1.20 miles	Suzuki GSXR 1000
9		Luke DIXON	2	3	3.62 miles	BMW S1000RR
71		Tom NORTON	5	10	12.07 miles	Kawasaki ZX10
26		Josh WAINWRIGHT	15	2	2.41 miles	Honda CBR1000RR

Flag History

TYPE	TIME OF DAY
GREEN	10:21:05.758
FINISH	10:35:44.620

Flag Statistics

TYPE	COUNT	TOTAL LAPS	TOTAL TIME
Green	1	16	15:41.949
Red	0	0	0.000
Safety Car	0	0	0.000
FCY	0	0	0.000

BMCRC - MRO Championships 2022 - Rnd 1 @ Brands Hatch Indy

Reactive Parts MRO Powerbikes inc Clubman 1000

RACE 1 - STATISTICS

CLASS :

17 Starters

Fastest Lap History

NO	NAME	LAP TIME	TIME OF DAY	LAP	VEHICLE
9	Luke DIXON	54.839	10:23:02.008	2	BMW S1000RR
71	Tom NORTON	54.765	10:23:57.747	3	Kawasaki ZX10
71	Tom NORTON	54.241	10:24:51.989	4	Kawasaki ZX10
71	Tom NORTON	54.079	10:25:46.068	5	Kawasaki ZX10
71	Tom NORTON	53.862	10:32:06.894	12	Kawasaki ZX10
26	Josh WAINWRIGHT	53.855	10:32:07.453	12	Honda CBR1000RR
26	Josh WAINWRIGHT	53.684	10:34:50.952	15	Honda CBR1000RR

Leader History

NO	NAME	FROM LAP	LAPS LED	DISTANCE	VEHICLE
99	Bob COLLINS	1	1	1.20 miles	Suzuki GSXR 1000
9	Luke DIXON	2	3	3.62 miles	BMW S1000RR
71	Tom NORTON	5	10	12.07 miles	Kawasaki ZX10
26	Josh WAINWRIGHT	15	2	2.41 miles	Honda CBR1000RR

BMCRC - MRO Championships 2022 - Rnd 1 @ Brands Hatch Indy

Reactive Parts MRO Powerbikes inc Clubman 1000

RACE 1 - STATISTICS

CLASS : C

9 Starters

Fastest Lap History

NO	NAME	LAP TIME	TIME OF DAY	LAP	VEHICLE
53	Seamus McGLYNN	56.513	10:23:06.096	2	Yamaha R1
53	Seamus McGLYNN	56.149	10:24:02.245	3	Yamaha R1
53	Seamus McGLYNN	55.968	10:26:51.217	6	Yamaha R1
86	Frederico LOPES	55.721	10:26:56.549	6	Yamaha R1
86	Frederico LOPES	55.089	10:34:25.651	14	Yamaha R1

Leader History

NO	NAME	FROM LAP	LAPS LED	DISTANCE	VEHICLE
53	Seamus McGLYNN	1	16	19.32 miles	Yamaha R1

BMCRC - MRO Championships 2022 - Rnd 1 @ Brands Hatch Indy



Reactive Parts MRO Powerbikes inc Clubman 1000

RACE 11 - GRID (16 Laps)

ROW 12	36		57.778	35	333 Andrew HOUGHTON	34	365 Damon RIDES
ROW 11		33	7 Seb JENKINS	32	119 Adrian LEWIS	31	115 Stacey KILLWORTH
ROW 10	30	50 Aditya Singh BEHAL	29	51 Michael HOGARTH	28	21 Jack CROUCHER	
ROW 9		27	54 Steve HENEGHAN	26	275 Mark WILBY	25	25 Sam SMITH 1:04.325
ROW 8	24	455 Tyler DONOVAN 1:00.305	23	88 Scott HALLIDAY 58.983	22	57 Scott FORBES-COWDRY 58.910	
ROW 7		21	222 Phil ROOKE 58.514	20	619 Tommy DOOLAN 57.761	19	60 Jack YOUNGE 57.399
ROW 6	18	110 Michael CLARKE 57.304	17	100 Antony HUNTER 56.703	16	277 Adrian AVERRE 56.664	
ROW 5		15	12 David COMBRINCK 55.982	14	53 Seamus McGLYNN 55.878	13	83 Jason SIGGS 55.716
ROW 4	12	17 Philip BAKER 55.583	11	52 Ben COTGROVE 55.339	10	86 Frederico LOPES 55.089	
ROW 3		9	99 Bob COLLINS 55.071	8	48 Nicky WILSON 55.061	7	98 Rick DICKINSON 54.853
ROW 2	6	2 Peter BAKER 54.833	5	334 Donald GILBERT 54.826	4	711 Ritchie THORNTON 54.702	
ROW 1		3	9 Luke DIXON 54.367	2	71 Tom NORTON 53.816	1	26 Josh WAINWRIGHT 53.684
Pole							

Brands Hatch Indy: 1.2079 miles

These results are provisional until the conclusion of any judicial and technical matters.

Clerk Of Course :	Stewards :	Timekeeper : Craig Smith
-------------------	------------	--------------------------

Results can be found at www.tsl-timing.com

Printed - 10:39 Sunday, 13 March 2022



BMCRC - MRO Championships 2022 - Rnd 1 @ Brands Hatch Indy

Reactive Parts MRO Powerbikes inc Clubman 1000



RACE 11 - CLASSIFICATION

POS	NO	CL	PIC NAME	ENTRY	LAPS	TIME	GAP	DIFF	MPH	BEST	ON
1	71		1 Tom NORTON	Kawasaki ZX10 -	12	11:10.594			77.81	54.051	12
2	99		2 Bob COLLINS	Suzuki GSXR 1000 - FWR.co.uk	12	11:11.183	0.589	0.589	77.74	54.139	12
3	26		3 Josh WAINWRIGHT	Honda CBR1000RR - JW MOT Centre	12	11:11.227	0.633	0.044	77.74	54.262	12
4	2		4 Peter BAKER	Kawasaki ZX10R - TJ & Peter Baker MC's	12	11:14.398	3.804	3.171	77.37	54.620	10
5	48		5 Nicky WILSON	Suzuki GSXR 1000 - Demon GP/Haslemere Motorcy	12	11:14.569	3.975	0.171	77.35	54.653	11
6	9		6 Luke DIXON	BMW S1000RR -	12	11:15.217	4.623	0.648	77.28	54.501	12
7	98		7 Rick DICKINSON	BMW S1000RR - MotorcycleRaceParts.co.uk	12	11:22.340	11.746	7.123	76.47	55.457	7
8	711		8 Ritchie THORNTON	Kawasaki ZX10R - Team 71	12	11:28.955	18.361	6.615	75.74	55.727	10
9	86	C	1 Frederico LOPES	Yamaha R1 - FLR Procurement Ltd	12	11:29.799	19.205	0.844	75.64	55.275	10
10	52		9 Ben COTGROVE	Yamaha R1 - MFR	12	11:32.645	22.051	2.846	75.33	56.572	5
11	100	C	2 Antony HUNTER	Kawasaki ZX10R - Uncletoms motoring centre	12	11:33.387	22.793	0.742	75.25	55.877	11
12	110	C	3 Michael CLARKE	Yamaha R1 - BIKEBASE - MX5 PARTS WAREHOU:	12	11:34.130	23.536	0.743	75.17	56.659	3
13	334		10 Donald GILBERT	Suzuki GSXR1000 - S and N tyres	12	11:34.552	23.958	0.422	75.13	56.646	7
14	53	C	4 Seamus McGLYNN	Yamaha R1 -	12	11:35.853	25.259	1.301	74.99	56.920	11
15	88		11 Scott HALLIDAY	Suzuki GSXR 1000 - Performance fitness gym	12	11:49.402	38.808	13.549	73.55	56.370	12
16	277	C	5 Adrian AVERRE	Ducati PANIGALE V4 - Ryders Alley Racing	12	11:49.594	39.000	0.192	73.53	56.662	12
17	333		12 Andrew HOUGHTON	Yamaha R1 -	12	12:00.220	49.626	10.626	72.45	58.096	9
18	60		13 Jack YOUNGE	Kawasaki ZX10R - Chase Timber products	12	12:05.051	54.457	4.831	71.97	58.198	12
19	25		14 Sam SMITH	Yamaha YZF1000 R1 - Exclusiv events	12	12:05.149	54.555	0.098	71.96	57.979	12
20	12		15 David COMBRINCK	Kawasaki ZX10R -	12	12:05.850	55.256	0.701	71.89	58.088	12
21	222	C	6 Phil ROOKE	Kawaskai ZX10R - GW HIGHWAYS & CLEARWAY	11	11:32.714	1 Lap	1 Lap	69.05	1:00.246	9
22	455	C	7 Tyler DONOVAN	Kawasaki ZX10R -	11	11:32.926	1 Lap	0.212	69.03	59.663	11
23	619	C	8 Tommy DOOLAN	Kawasaki ZX10R - Quinton contracts	11	11:40.573	1 Lap	7.647	68.27	1:00.686	9

FASTEST LAP

71	Tom NORTON	Kawasaki ZX10 -	12	54.051	80.45 mph	129.47 kph
86 C	Frederico LOPES	Yamaha R1 - FLR Procurement Ltd	10	55.275	78.67 mph	126.61 kph

Class - 92.5% of Race Speed = 71.97 mph
 Class C - 92.5% of Race Speed = 69.96 mph

Weather / Track : Cloudy / Wet

These results are provisional until the conclusion of any judicial and technical matters.

Race Distance: 12 Laps / 14.49 miles

Brands Hatch Indy: 1.2079 miles

Date: 13/03/2022 Start: 15:35 Finish: 15:46

Clerk Of Course :

Stewards :

Timekeeper : Craig Smith

Results can be found at www.tsl-timing.com

Printed - 15:47 Sunday, 13 March 2022



BMCRC - MRO Championships 2022 - Rnd 1 @ Brands Hatch Indy

Reactive Parts MRO Powerbikes inc Clubman 1000

RACE 11 - LAP CHART

LAP 1 @ 15:36:26.414

NO	BEHIND	LAP TIME
26		1:01.455
71	0.197	1:01.652
99	0.272	1:01.727
2	0.930	1:02.385
9	1.088	1:02.543
334	1.724	1:03.179
48	2.127	1:03.582
98	2.154	1:03.609
711	2.609	1:04.064
110	2.956	1:04.411
52	3.520	1:04.975
53	3.717	1:05.172
86	4.337	1:05.792
100	4.692	1:06.147
25	6.231	1:07.686
88	6.409	1:07.864
277	7.183	1:08.638
60	7.462	1:08.917
333	8.172	1:09.627
12	8.355	1:09.810
222	10.416	1:11.871
619	11.993	1:13.448
455	12.126	1:13.581

LAP 2 @ 15:37:23.680

NO	BEHIND	LAP TIME
26		57.266
99	0.036	57.030
71	0.214	57.283
2	0.749	57.085
9	1.355	57.533
48	2.359	57.498
98	2.775	57.887
334	3.105	58.647
110	3.344	57.654
711	3.558	58.215
52	4.129	57.875
53	4.266	57.815
100	5.753	58.327
86	7.060	59.989
88	10.145	1:01.002
277	10.635	1:00.718
25	10.766	1:01.801
60	12.097	1:01.901
333	12.358	1:01.452
12	12.645	1:01.556
222	18.582	1:05.432
455	18.955	1:04.095
619	20.419	1:05.692

LAP 3 @ 15:38:19.814

NO	BEHIND	LAP TIME
26		56.134
99	0.076	56.174
71	0.885	56.805
2	1.184	56.569
9	1.824	56.603
48	2.422	56.197
98	3.256	56.615
110	3.869	56.659
334	4.916	57.945
52	5.136	57.141

LAP 4 @ 15:39:15.556

NO	BEHIND	LAP TIME
711		53.066
53		56.621
100		57.631
86		59.365
88		58.912
277		59.159
25		1:00.630
333		1:00.541
60		1:00.968
12		1:01.018
222		1:04.355
455		1:04.169
619		1:04.947

LAP 5 @ 15:40:10.678

NO	BEHIND	LAP TIME
26		55.742
99	0.091	55.757
2	1.261	55.819
71	1.279	56.136
9	2.316	56.234
48	2.408	55.728
98	3.680	56.166
110	4.956	56.829
52	6.178	56.784
711	6.422	56.858
334	7.071	57.897
53	7.412	57.533
100	9.649	57.760
86	10.724	57.101
88	15.504	58.323
277	16.516	58.598
25	20.096	1:00.576
333	20.180	59.157
60	21.891	1:00.702
12	22.520	1:00.733
455	33.516	1:02.268
222	34.154	1:03.093
619	36.895	1:03.405

LAP 6 @ 15:41:05.802

NO	BEHIND	LAP TIME
26		55.124
99	0.116	55.084
71	1.986	55.636
2	2.784	55.639
48	3.063	55.366
9	3.976	55.478
98	5.225	55.921
110	8.724	57.064
52	9.150	56.646
711	9.359	56.596
334	10.625	56.654
53	11.699	57.329
86	12.767	56.028
100	14.290	57.636
88	22.918	59.161
277	23.016	58.213
333	27.526	58.716
25	29.894	1:00.170
60	31.299	59.935
12	32.039	59.994
222	47.277	1:01.486
455	47.320	1:01.810
619	51.962	1:02.404

LAP 7 @ 15:42:00.954

NO	BEHIND	LAP TIME
26		55.152
99	0.115	55.151
71	1.243	54.409
2	2.402	54.770
48	3.019	55.108
9	3.976	55.152
98	5.530	55.457
52	10.960	56.962
110	11.044	57.472
711	11.065	56.858
334	12.119	56.646
53	13.996	57.449
86	14.098	56.483
100	16.159	57.021
277	25.322	57.458
88	25.732	57.966
333	31.482	59.108
25	34.841	1:00.099
60	35.294	59.147
12	35.928	59.041
455	54.225	1:02.057
222	54.251	1:02.126

LAP 8 @ 15:42:55.987

NO	BEHIND	LAP TIME
26		55.033
99	0.456	55.374
71	0.602	54.392
2	2.518	55.149
48	2.824	54.838
619	1 Lap	1:01.740
9	4.052	55.109
98	6.333	55.836
52	12.901	56.974
711	12.985	56.953
110	13.502	57.491

LAP 9 @ 15:43:51.471

NO	BEHIND	LAP TIME
71		54.882
26	0.764	56.248
99	0.862	55.890
2	3.542	56.508
48	3.919	56.579
222	1 Lap	1:00.588
9	4.631	56.063
455	1 Lap	1:02.049
98	6.894	56.045
619	1 Lap	1:01.455
711	14.509	57.008
52	14.661	57.244
110	15.340	57.322
86	15.451	56.395
334	16.049	57.434
53	17.956	57.056
100	18.654	56.718
277	30.984	57.710
88	31.317	57.872
333	37.858	58.096
60	42.419	58.907
25	42.749	58.807
12	43.361	58.950

LAP 10 @ 15:44:46.505

NO	BEHIND	LAP TIME
71		55.034
26	0.391	54.661
99	0.519	54.691
2	3.128	54.620
48	3.552	54.667
9	4.546	54.949
98	8.534	56.674
222	1 Lap	1:00.246
455	1 Lap	1:00.643
619	1 Lap	1:00.686
711	15.202	55.727
86	15.692	55.275
52	16.560	56.933
110	17.195	56.889
334	17.874	56.859
100	19.651	56.031
53	20.161	57.239
277	33.892	57.942
88	34.053	57.770
333	41.637	58.813
25	46.467	58.752
60	46.575	59.190
12	47.149	58.822

LAP 11 @ 15:45:41.502

NO	BEHIND	LAP TIME
71		54.997
26	0.422	55.028
99	0.501	54.979
2	2.802	54.671
48	3.208	54.653
9	4.173	54.624
98	9.756	56.219
222	1 Lap	1:00.881
711	16.070	55.865
86	16.520	55.825
455	1 Lap	1:00.351
52	18.204	56.641
110	19.758	57.560
334	20.200	57.323
100	20.531	55.877
619	1 Lap	1:01.853
53	22.084	56.920
277	36.389	57.494
88	36.489	57.433
333	45.219	58.579
60	50.310	58.732
25	50.627	59.157
12	51.219	59.067

LAP 12 @ 15:46:35.553

NO	BEHIND	LAP TIME
71		54.051
99	0.589	54.139
26	0.633	54.262
2	3.804	55.053
48	3.975	54.818
9	4.623	54.501
98	11.746	56.041
711	18.361	56.342
86	19.205	56.736
52	22.051	57.898
222	1 Lap	1:00.753
455	1 Lap	59.663
100	22.793	56.313
110	23.536	57.829
334	23.958	57.809
53	25.259	57.226
619	1 Lap	1:02.034
88	38.808	56.370
277	39.000	56.662
333	49.626	58.458
60	54.457	58.198
25	54.555	57.979
12	55.256	58.088

BMCRC - MRO Championships 2022 - Rnd 1 @ Brands Hatch Indy

Reactive Parts MRO Powerbikes inc Clubman 1000

RACE 11 - SECTOR ANALYSIS



SECTOR 1 = FL to I1, SECTOR 2 = I1 to FL, DIFF = Difference To Personal Best Lap, P = Crossed Finish Line in Pit Lane, D = Time Disallowed

P1 71 Tom NORTON		Kawasaki ZX10 -				
IDEAL LAP TIME : 54.051		BEST LAP TIME : 54.051		DIFFERENCE : 0.000		
LAP	SECTOR 1	SECTOR 2	LAP TIME	MPH	DIFF	TIME OF DAY
1 -		23.006	1:01.652	70.53	7.601	15:36:26.611
2 -	34.654	22.629	57.283	75.91	3.232	15:37:23.894
3 -	34.314	22.491	56.805	76.55	2.754	15:38:20.699
4 -	34.039	22.097	55.136	77.46	2.085	15:39:16.835
5 -	33.388	21.929	55.317	78.61	1.266	15:40:12.152
6 -	33.585	22.051	55.636	78.16	1.585	15:41:07.788
7 -	32.763	21.646	54.409 (3)	79.92	0.358	15:42:02.197
8 -	32.805	21.587	54.392 (2)	79.94	0.341	15:42:56.589
9 -	33.084	21.798	54.882	79.23	0.831	15:43:51.471
10 -	33.236	21.798	55.034	79.01	0.983	15:44:46.505
11 -	33.283	21.714	54.997	79.06	0.946	15:45:41.502
12 -	32.485	21.566	54.051 (1)	80.45		15:46:35.553

P2 99 Bob COLLINS		Suzuki GSXR 1000 - FWR.co.uk				
IDEAL LAP TIME : 54.139		BEST LAP TIME : 54.139		DIFFERENCE : 0.000		
LAP	SECTOR 1	SECTOR 2	LAP TIME	MPH	DIFF	TIME OF DAY
1 -		22.801	1:01.727	70.44	7.588	15:36:26.686
2 -	34.412	22.618	57.030	76.25	2.891	15:37:23.716
3 -	34.077	22.097	56.174	77.41	2.035	15:38:19.890
4 -	33.747	22.010	55.757	77.99	1.618	15:39:15.647
5 -	33.346	21.841	55.187	78.79	1.048	15:40:10.834
6 -	33.056	22.028	55.084	78.94	0.945	15:41:05.918
7 -	33.124	22.027	55.151	78.84	1.012	15:42:01.069
8 -	33.396	21.978	55.374	78.53	1.235	15:42:56.443
9 -	34.077	21.813	55.890	77.80	1.751	15:43:52.333
10 -	32.843	21.848	54.691 (2)	79.51	0.552	15:44:47.024
11 -	33.199	21.780	54.979 (3)	79.09	0.840	15:45:42.003
12 -	32.564	21.575	54.139 (1)	80.32		15:46:36.142

P3 26 Josh WAINWRIGHT		Honda CBR1000RR - JW MOT Centre				
IDEAL LAP TIME : 54.262		BEST LAP TIME : 54.262		DIFFERENCE : 0.000		
LAP	SECTOR 1	SECTOR 2	LAP TIME	MPH	DIFF	TIME OF DAY
1 -		22.882	1:01.455	70.76	7.193	15:36:26.414
2 -	34.572	22.694	57.266	75.93	3.004	15:37:23.680
3 -	33.849	22.285	56.134	77.46	1.872	15:38:19.814
4 -	33.557	22.185	55.742	78.01	1.480	15:39:15.556
5 -	33.024	22.098	55.122	78.89	0.860	15:40:10.678
6 -	32.953	22.171	55.124	78.88	0.862	15:41:05.802
7 -	32.910	22.242	55.152	78.84	0.890	15:42:00.954
8 -	32.931	22.102	55.033	79.01	0.771	15:42:55.987
9 -	34.278	21.970	56.248	77.31	1.986	15:43:52.235
10 -	32.755	21.906	54.661 (2)	79.55	0.399	15:44:46.896
11 -	33.147	21.881	55.028 (3)	79.02	0.766	15:45:41.924
12 -	32.425	21.837	54.262 (1)	80.14		15:46:36.186

BMCRC - MRO Championships 2022 - Rnd 1 @ Brands Hatch Indy

Reactive Parts MRO Powerbikes inc Clubman 1000

RACE 11 - SECTOR ANALYSIS



SECTOR 1 = FL to I1, SECTOR 2 = I1 to FL, DIFF = Difference To Personal Best Lap, P = Crossed Finish Line in Pit Lane, D = Time Disallowed

P4		2		Peter BAKER		Kawasaki ZX10R - TJ & Peter Baker MC's	
IDEAL LAP TIME : 54.511		BEST LAP TIME : 54.620		DIFFERENCE : 0.109			
LAP	SECTOR 1	SECTOR 2	LAP TIME	MPH	DIFF	TIME OF DAY	
1 -		22.530	1:02.385	69.70	7.765	15:36:27.344	
2 -	34.582	22.503	57.085	76.17	2.465	15:37:24.429	
3 -	34.277	22.292	56.569	76.87	1.949	15:38:20.998	
4 -	33.417	22.402	55.819	77.90	1.199	15:39:16.817	
5 -	34.009	22.121	56.130	77.47	1.510	15:40:12.947	
6 -	33.419	22.220	55.639	78.15	1.019	15:41:08.586	
7 -	32.887	21.883	54.770 (3)	79.39	0.150	15:42:03.356	
8 -	32.912	22.237	55.149	78.85	0.529	15:42:58.505	
9 -	34.086	22.422	56.508	76.95	1.888	15:43:55.013	
10 -	32.764	21.856	54.620 (1)	79.61		15:44:49.633	
11 -	32.924	21.747	54.671 (2)	79.54	0.051	15:45:44.304	
12 -	33.019	22.034	55.053	78.98	0.433	15:46:39.357	

P5		48		Nicky WILSON		Suzuki GSXR 1000 - Demon GP/Haslemere Motorcycles	
IDEAL LAP TIME : 54.482		BEST LAP TIME : 54.653		DIFFERENCE : 0.171			
LAP	SECTOR 1	SECTOR 2	LAP TIME	MPH	DIFF	TIME OF DAY	
1 -		23.132	1:03.582	68.39	8.929	15:36:28.541	
2 -	34.549	22.949	57.498	75.63	2.845	15:37:26.039	
3 -	33.836	22.361	56.197	77.38	1.544	15:38:22.236	
4 -	33.520	22.208	55.728	78.03	1.075	15:39:17.964	
5 -	33.254	22.281	55.535	78.30	0.882	15:40:13.499	
6 -	33.070	22.296	55.366	78.54	0.713	15:41:08.865	
7 -	33.021	22.087	55.108	78.91	0.455	15:42:03.973	
8 -	32.799	22.039	54.838	79.29	0.185	15:42:58.811	
9 -	34.195	22.384	56.579	76.85	1.926	15:43:55.390	
10 -	32.602	22.065	54.667 (2)	79.54	0.014	15:44:50.057	
11 -	32.773	21.880	54.653 (1)	79.56		15:45:44.710	
12 -	32.762	22.056	54.818 (3)	79.32	0.165	15:46:39.528	

P6		9		Luke DIXON		BMW S1000RR -	
IDEAL LAP TIME : 54.395		BEST LAP TIME : 54.501		DIFFERENCE : 0.106			
LAP	SECTOR 1	SECTOR 2	LAP TIME	MPH	DIFF	TIME OF DAY	
1 -		23.238	1:02.543	69.52	8.042	15:36:27.502	
2 -	34.677	22.856	57.533	75.58	3.032	15:37:25.035	
3 -	34.002	22.601	56.603	76.82	2.102	15:38:21.638	
4 -	33.794	22.440	56.234	77.33	1.733	15:39:17.872	
5 -	33.849	22.579	56.428	77.06	1.927	15:40:14.300	
6 -	33.249	22.229	55.478	78.38	0.977	15:41:09.778	
7 -	33.107	22.045	55.152	78.84	0.651	15:42:04.930	
8 -	32.997	22.112	55.109	78.90	0.608	15:43:00.039	
9 -	33.476	22.587	56.063	77.56	1.562	15:43:56.102	
10 -	32.925	22.024	54.949 (3)	79.13	0.448	15:44:51.051	
11 -	32.794	21.830	54.624 (2)	79.60	0.123	15:45:45.675	
12 -	32.565	21.936	54.501 (1)	79.78		15:46:40.176	

BMCRC - MRO Championships 2022 - Rnd 1 @ Brands Hatch Indy

Reactive Parts MRO Powerbikes inc Clubman 1000

RACE 11 - SECTOR ANALYSIS



SECTOR 1 = FL to I1, SECTOR 2 = I1 to FL, DIFF = Difference To Personal Best Lap, P = Crossed Finish Line in Pit Lane, D = Time Disallowed

P7 98		Rick DICKINSON		BMW S1000RR - MotorcycleRaceParts.co.uk			
IDEAL LAP TIME : 55.457		BEST LAP TIME : 55.457		DIFFERENCE : 0.000			
LAP	SECTOR 1	SECTOR 2	LAP TIME	MPH	DIFF	TIME OF DAY	
1 -		23.358	1:03.609	68.36	8.152	15:36:28.568	
2 -	34.759	23.128	57.887	75.12	2.430	15:37:26.455	
3 -	34.062	22.553	56.615	76.81	1.158	15:38:23.070	
4 -	33.830	22.336	56.166	77.42	0.709	15:39:19.236	
5 -	33.729	22.141	55.870 (3)	77.83	0.413	15:40:15.106	
6 -	33.837	22.084	55.921	77.76	0.464	15:41:11.027	
7 -	33.387	22.070	55.457 (1)	78.41		15:42:06.484	
8 -	33.667	22.169	55.836 (2)	77.88	0.379	15:43:02.320	
9 -	33.789	22.256	56.045	77.59	0.588	15:43:58.365	
10 -	33.869	22.805	56.674	76.73	1.217	15:44:55.039	
11 -	33.780	22.439	56.219	77.35	0.762	15:45:51.258	
12 -	33.635	22.406	56.041	77.59	0.584	15:46:47.299	

P8 711		Ritchie THORNTON		Kawasaki ZX10R - Team 71			
IDEAL LAP TIME : 55.610		BEST LAP TIME : 55.727		DIFFERENCE : 0.117			
LAP	SECTOR 1	SECTOR 2	LAP TIME	MPH	DIFF	TIME OF DAY	
1 -		23.106	1:04.064	67.87	8.337	15:36:29.023	
2 -	34.974	23.241	58.215	74.69	2.488	15:37:27.238	
3 -	35.051	22.831	57.882	75.12	2.155	15:38:25.120	
4 -	34.357	22.501	56.858	76.48	1.131	15:39:21.978	
5 -	34.096	22.491	56.587	76.84	0.860	15:40:18.565	
6 -	34.137	22.459	56.596	76.83	0.869	15:41:15.161	
7 -	34.294	22.564	56.858	76.48	1.131	15:42:12.019	
8 -	34.220	22.733	56.953	76.35	1.226	15:43:08.972	
9 -	34.406	22.602	57.008	76.28	1.281	15:44:05.980	
10 -	33.465	22.262	55.727 (1)	78.03		15:45:01.707	
11 -	33.348	22.517	55.865 (2)	77.84	0.138	15:45:57.572	
12 -	34.013	22.329	56.342 (3)	77.18	0.615	15:46:53.914	

P9 86 C		Frederico LOPES		Yamaha R1 - FLR Procurement Ltd			
IDEAL LAP TIME : 55.193		BEST LAP TIME : 55.275		DIFFERENCE : 0.082			
LAP	SECTOR 1	SECTOR 2	LAP TIME	MPH	DIFF	TIME OF DAY	
1 -		23.777	1:05.792	66.09	10.517	15:36:30.751	
2 -	36.177	23.812	59.989	72.49	4.714	15:37:30.740	
3 -	35.250	23.189	58.439	74.41	3.164	15:38:29.179	
4 -	34.463	22.638	57.101	76.15	1.826	15:39:26.280	
5 -	33.916	22.345	56.261	77.29	0.986	15:40:22.541	
6 -	33.739	22.289	56.028	77.61	0.753	15:41:18.569	
7 -	34.344	22.139	56.483	76.98	1.208	15:42:15.052	
8 -	33.581	21.894	55.475 (2)	78.38	0.200	15:43:10.527	
9 -	33.878	22.517	56.395	77.10	1.120	15:44:06.922	
10 -	33.299	21.976	55.275 (1)	78.67		15:45:02.197	
11 -	33.504	22.321	55.825 (3)	77.89	0.550	15:45:58.022	
12 -	34.250	22.486	56.736	76.64	1.461	15:46:54.758	

BMCRC - MRO Championships 2022 - Rnd 1 @ Brands Hatch Indy

Reactive Parts MRO Powerbikes inc Clubman 1000

RACE 11 - SECTOR ANALYSIS



SECTOR 1 = FL to I1, SECTOR 2 = I1 to FL, DIFF = Difference To Personal Best Lap, P = Crossed Finish Line in Pit Lane, D = Time Disallowed

P10 52		Ben COTGROVE		Yamaha R1 - MFR		
IDEAL LAP TIME : 56.187		BEST LAP TIME : 56.572		DIFFERENCE : 0.385		
LAP	SECTOR 1	SECTOR 2	LAP TIME	MPH	DIFF	TIME OF DAY
1 -		23.852	1:04.975	66.92	8.403	15:36:29.934
2 -	34.638	23.237	57.875	75.13	1.303	15:37:27.809
3 -	34.375	22.766	57.141	76.10	0.569	15:38:24.950
4 -	34.117	22.667	56.784	76.58	0.212	15:39:21.734
5 -	33.818	22.754	56.572 (1)	76.86		15:40:18.306
6 -	33.675	22.971	56.646 (3)	76.76	0.074	15:41:14.952
7 -	34.167	22.795	56.962	76.34	0.390	15:42:11.914
8 -	34.149	22.825	56.974	76.32	0.402	15:43:08.888
9 -	34.238	23.006	57.244	75.96	0.672	15:44:06.132
10 -	34.421	22.512	56.933	76.38	0.361	15:45:03.065
11 -	33.810	22.831	56.641 (2)	76.77	0.069	15:45:59.706
12 -	34.711	23.187	57.898	75.10	1.326	15:46:57.604

P11 100 C		Antony HUNTER		Kawasaki ZX10R - Uncletoms motoring centre		
IDEAL LAP TIME : 55.693		BEST LAP TIME : 55.877		DIFFERENCE : 0.184		
LAP	SECTOR 1	SECTOR 2	LAP TIME	MPH	DIFF	TIME OF DAY
1 -		23.840	1:06.147	65.74	10.270	15:36:31.106
2 -	35.038	23.289	58.327	74.55	2.450	15:37:29.433
3 -	34.792	23.220	58.012	74.96	2.135	15:38:27.445
4 -	34.626	23.134	57.760	75.28	1.883	15:39:25.205
5 -	34.243	23.008	57.251	75.95	1.374	15:40:22.456
6 -	34.644	22.992	57.636	75.44	1.759	15:41:20.092
7 -	34.386	22.635	57.021	76.26	1.144	15:42:17.113
8 -	33.900	22.394	56.294 (3)	77.24	0.417	15:43:13.407
9 -	33.981	22.737	56.718	76.67	0.841	15:44:10.125
10 -	33.705	22.326	56.031 (2)	77.61	0.154	15:45:06.156
11 -	33.367	22.510	55.877 (1)	77.82		15:46:02.033
12 -	33.920	22.393	56.313	77.22	0.436	15:46:58.346

P12 110 C		Michael CLARKE		Yamaha R1 - BIKEBASE - MX5 PARTS WAREHOUSE		
IDEAL LAP TIME : 56.577		BEST LAP TIME : 56.659		DIFFERENCE : 0.082		
LAP	SECTOR 1	SECTOR 2	LAP TIME	MPH	DIFF	TIME OF DAY
1 -		23.311	1:04.411	67.51	7.752	15:36:29.370
2 -	34.615	23.039	57.654	75.42	0.995	15:37:27.024
3 -	34.212	22.447	56.659 (1)	76.75		15:38:23.683
4 -	34.244	22.585	56.829 (2)	76.52	0.170	15:39:20.512
5 -	34.152	22.798	56.950	76.35	0.291	15:40:17.462
6 -	34.130	22.934	57.064	76.20	0.405	15:41:14.526
7 -	34.520	22.952	57.472	75.66	0.813	15:42:11.998
8 -	34.500	22.991	57.491	75.63	0.832	15:43:09.489
9 -	34.468	22.854	57.322	75.86	0.663	15:44:06.811
10 -	34.199	22.690	56.889 (3)	76.44	0.230	15:45:03.700
11 -	34.508	23.052	57.560	75.54	0.901	15:46:01.260
12 -	34.468	23.361	57.829	75.19	1.170	15:46:59.089

BMCRC - MRO Championships 2022 - Rnd 1 @ Brands Hatch Indy

Reactive Parts MRO Powerbikes inc Clubman 1000

RACE 11 - SECTOR ANALYSIS



SECTOR 1 = FL to I1, SECTOR 2 = I1 to FL, DIFF = Difference To Personal Best Lap, P = Crossed Finish Line in Pit Lane, D = Time Disallowed

P13 334		Donald GILBERT		Suzuki GSXR1000 - S and N tyres			
IDEAL LAP TIME : 56.559		BEST LAP TIME : 56.646		DIFFERENCE : 0.087			
LAP	SECTOR 1	SECTOR 2	LAP TIME	MPH	DIFF	TIME OF DAY	
1 -		23.051	1:03.179	68.82	6.533	15:36:28.138	
2 -	35.436	23.211	58.647	74.14	2.001	15:37:26.785	
3 -	35.045	22.900	57.945	75.04	1.299	15:38:24.730	
4 -	35.186	22.711	57.897	75.10	1.251	15:39:22.627	
5 -	34.371	22.775	57.146	76.09	0.500	15:40:19.773	
6 -	34.163	22.491	56.654 (2)	76.75	0.008	15:41:16.427	
7 -	34.250	22.396	56.646 (1)	76.76		15:42:13.073	
8 -	34.439	22.574	57.013	76.27	0.367	15:43:10.086	
9 -	34.474	22.960	57.434	75.71	0.788	15:44:07.520	
10 -	34.331	22.528	56.859 (3)	76.48	0.213	15:45:04.379	
11 -	34.384	22.939	57.323	75.86	0.677	15:46:01.702	
12 -	34.789	23.020	57.809	75.22	1.163	15:46:59.511	

P14 53 C		Seamus McGLYNN		Yamaha R1 -			
IDEAL LAP TIME : 56.619		BEST LAP TIME : 56.920		DIFFERENCE : 0.301			
LAP	SECTOR 1	SECTOR 2	LAP TIME	MPH	DIFF	TIME OF DAY	
1 -		23.558	1:05.172	66.72	8.252	15:36:30.131	
2 -	35.027	22.788	57.815	75.21	0.895	15:37:27.946	
3 -	34.642	22.847	57.489	75.64	0.569	15:38:25.435	
4 -	34.778	22.755	57.533	75.58	0.613	15:39:22.968	
5 -	34.332	22.872	57.204 (3)	76.01	0.284	15:40:20.172	
6 -	34.697	22.632	57.329	75.85	0.409	15:41:17.501	
7 -	34.604	22.845	57.449	75.69	0.529	15:42:14.950	
8 -	34.598	22.823	57.421	75.73	0.501	15:43:12.371	
9 -	34.207	22.849	57.056 (2)	76.21	0.136	15:44:09.427	
10 -	34.644	22.595	57.239	75.97	0.319	15:45:06.666	
11 -	34.024	22.896	56.920 (1)	76.39		15:46:03.586	
12 -	34.514	22.712	57.226	75.99	0.306	15:47:00.812	

P15 88		Scott HALLIDAY		Suzuki GSXR 1000 - Performance fitness gym			
IDEAL LAP TIME : 56.219		BEST LAP TIME : 56.370		DIFFERENCE : 0.151			
LAP	SECTOR 1	SECTOR 2	LAP TIME	MPH	DIFF	TIME OF DAY	
1 -		24.272	1:07.864	64.07	11.494	15:36:32.823	
2 -	36.699	24.303	1:01.002	71.28	4.632	15:37:33.825	
3 -	35.540	23.372	58.912	73.81	2.542	15:38:32.737	
4 -	34.970	23.353	58.323	74.56	1.953	15:39:31.060	
5 -	34.889	23.610	58.499	74.33	2.129	15:40:29.559	
6 -	35.527	23.634	59.161	73.50	2.791	15:41:28.720	
7 -	35.057	22.909	57.966	75.01	1.596	15:42:26.686	
8 -	35.212	23.018	58.230	74.67	1.860	15:43:24.916	
9 -	34.836	23.036	57.872	75.14	1.502	15:44:22.788	
10 -	34.802	22.968	57.770 (3)	75.27	1.400	15:45:20.558	
11 -	34.904	22.529	57.433 (2)	75.71	1.063	15:46:17.991	
12 -	33.690	22.680	56.370 (1)	77.14		15:47:14.361	

BMCRC - MRO Championships 2022 - Rnd 1 @ Brands Hatch Indy

Reactive Parts MRO Powerbikes inc Clubman 1000

RACE 11 - SECTOR ANALYSIS



SECTOR 1 = FL to I1, SECTOR 2 = I1 to FL, DIFF = Difference To Personal Best Lap, P = Crossed Finish Line in Pit Lane, D = Time Disallowed

P16 277 C		Adrian AVERRE		Ducati PANIGALE V4 - Ryders Alley Racing			
IDEAL LAP TIME : 56.662		BEST LAP TIME : 56.662		DIFFERENCE : 0.000			
LAP	SECTOR 1	SECTOR 2	LAP TIME	MPH	DIFF	TIME OF DAY	
1 -		23.952	1:08.638	63.35	11.976	15:36:33.597	
2 -	36.620	24.098	1:00.718	71.61	4.056	15:37:34.315	
3 -	35.734	23.425	59.159	73.50	2.497	15:38:33.474	
4 -	35.436	23.162	58.598	74.21	1.936	15:39:32.072	
5 -	35.326	23.207	58.533	74.29	1.871	15:40:30.605	
6 -	35.093	23.120	58.213	74.70	1.551	15:41:28.818	
7 -	34.466	22.992	57.458 (2)	75.68	0.796	15:42:26.276	
8 -	35.243	23.226	58.469	74.37	1.807	15:43:24.745	
9 -	34.687	23.023	57.710	75.35	1.048	15:44:22.455	
10 -	34.754	23.188	57.942	75.05	1.280	15:45:20.397	
11 -	34.666	22.828	57.494 (3)	75.63	0.832	15:46:17.891	
12 -	34.078	22.584	56.662 (1)	76.74		15:47:14.553	

P17 333		Andrew HOUGHTON		Yamaha R1 -			
IDEAL LAP TIME : 58.056		BEST LAP TIME : 58.096		DIFFERENCE : 0.040			
LAP	SECTOR 1	SECTOR 2	LAP TIME	MPH	DIFF	TIME OF DAY	
1 -		24.155	1:09.627	62.45	11.531	15:36:34.586	
2 -	37.131	24.321	1:01.452	70.76	3.356	15:37:36.038	
3 -	37.116	23.425	1:00.541	71.82	2.445	15:38:36.579	
4 -	36.088	23.069	59.157	73.50	1.061	15:39:35.736	
5 -	35.762	23.114	58.876	73.86	0.780	15:40:34.612	
6 -	35.636	23.080	58.716	74.06	0.620	15:41:33.328	
7 -	35.767	23.341	59.108	73.57	1.012	15:42:32.436	
8 -	35.710	23.087	58.797	73.95	0.701	15:43:31.233	
9 -	35.013	23.083	58.096 (1)	74.85		15:44:29.329	
10 -	35.676	23.137	58.813	73.93	0.717	15:45:28.142	
11 -	35.495	23.084	58.579 (3)	74.23	0.483	15:46:26.721	
12 -	35.415	23.043	58.458 (2)	74.38	0.362	15:47:25.179	

P18 60		Jack YOUNGE		Kawasaki ZX10R - Chase Timber products			
IDEAL LAP TIME : 58.198		BEST LAP TIME : 58.198		DIFFERENCE : 0.000			
LAP	SECTOR 1	SECTOR 2	LAP TIME	MPH	DIFF	TIME OF DAY	
1 -		24.821	1:08.917	63.09	10.719	15:36:33.876	
2 -	37.377	24.524	1:01.901	70.25	3.703	15:37:35.777	
3 -	36.946	24.022	1:00.968	71.32	2.770	15:38:36.745	
4 -	36.821	23.881	1:00.702	71.63	2.504	15:39:37.447	
5 -	36.161	23.558	59.719	72.81	1.521	15:40:37.166	
6 -	36.396	23.539	59.935	72.55	1.737	15:41:37.101	
7 -	35.734	23.413	59.147	73.52	0.949	15:42:36.248	
8 -	35.494	23.241	58.735 (3)	74.03	0.537	15:43:34.983	
9 -	35.581	23.326	58.907	73.82	0.709	15:44:33.890	
10 -	35.801	23.389	59.190	73.46	0.992	15:45:33.080	
11 -	35.426	23.306	58.732 (2)	74.04	0.534	15:46:31.812	
12 -	35.194	23.004	58.198 (1)	74.72		15:47:30.010	

BMCRC - MRO Championships 2022 - Rnd 1 @ Brands Hatch Indy

Reactive Parts MRO Powerbikes inc Clubman 1000

RACE 11 - SECTOR ANALYSIS



SECTOR 1 = FL to I1, SECTOR 2 = I1 to FL, DIFF = Difference To Personal Best Lap, P = Crossed Finish Line in Pit Lane, D = Time Disallowed

P19 25		Sam SMITH		Yamaha YZF1000 R1 - Exclusiv events		
IDEAL LAP TIME : 57.979		BEST LAP TIME : 57.979		DIFFERENCE : 0.000		
LAP	SECTOR 1	SECTOR 2	LAP TIME	MPH	DIFF	TIME OF DAY
1 -		24.713	1:07.686	64.24	9.707	15:36:32.645
2 -	37.233	24.568	1:01.801	70.36	3.822	15:37:34.446
3 -	36.713	23.917	1:00.630	71.72	2.651	15:38:35.076
4 -	36.634	23.942	1:00.576	71.78	2.597	15:39:35.652
5 -	36.142	23.732	59.874	72.62	1.895	15:40:35.526
6 -	36.574	23.596	1:00.170	72.27	2.191	15:41:35.696
7 -	36.591	23.508	1:00.099	72.35	2.120	15:42:35.795
8 -	36.114	23.504	59.618	72.94	1.639	15:43:35.413
9 -	35.629	23.178	58.807 (3)	73.94	0.828	15:44:34.220
10 -	35.365	23.387	58.752 (2)	74.01	0.773	15:45:32.972
11 -	35.815	23.342	59.157	73.50	1.178	15:46:32.129
12 -	35.126	22.853	57.979 (1)	75.00		15:47:30.108

P20 12		David COMBRINCK		Kawasaki ZX10R -		
IDEAL LAP TIME : 58.088		BEST LAP TIME : 58.088		DIFFERENCE : 0.000		
LAP	SECTOR 1	SECTOR 2	LAP TIME	MPH	DIFF	TIME OF DAY
1 -		25.020	1:09.810	62.29	11.722	15:36:34.769
2 -	37.278	24.278	1:01.556	70.64	3.468	15:37:36.325
3 -	37.212	23.806	1:01.018	71.26	2.930	15:38:37.343
4 -	36.459	24.274	1:00.733	71.60	2.645	15:39:38.076
5 -	35.823	23.948	59.771	72.75	1.683	15:40:37.847
6 -	36.019	23.975	59.994	72.48	1.906	15:41:37.841
7 -	35.568	23.473	59.041	73.65	0.953	15:42:36.882
8 -	35.287	23.713	59.000	73.70	0.912	15:43:35.882
9 -	35.508	23.442	58.950 (3)	73.76	0.862	15:44:34.832
10 -	35.321	23.501	58.822 (2)	73.92	0.734	15:45:33.654
11 -	35.420	23.647	59.067	73.62	0.979	15:46:32.721
12 -	34.942	23.146	58.088 (1)	74.86		15:47:30.809

P21 222 C		Phil ROOKE		Kawasaki ZX10R - GW HIGHWAYS & CLEARWAY TRAFFIC S		
IDEAL LAP TIME : 1:00.020		BEST LAP TIME : 1:00.246		DIFFERENCE : 0.226		
LAP	SECTOR 1	SECTOR 2	LAP TIME	MPH	DIFF	TIME OF DAY
1 -		25.860	1:11.871	60.50	11.625	15:36:36.830
2 -	39.776	25.656	1:05.432	66.45	5.186	15:37:42.262
3 -	38.945	25.410	1:04.355	67.57	4.109	15:38:46.617
4 -	38.619	24.474	1:03.093	68.92	2.847	15:39:49.710
5 -	37.632	24.251	1:01.883	70.27	1.637	15:40:51.593
6 -	37.483	24.003	1:01.486	70.72	1.240	15:41:53.079
7 -	38.088	24.038	1:02.126	69.99	1.880	15:42:55.205
8 -	36.539	24.049	1:00.588 (2)	71.77	0.342	15:43:55.793
9 -	36.056	24.190	1:00.246 (1)	72.18		15:44:56.039
10 -	36.543	24.338	1:00.881	71.42	0.635	15:45:56.920
11 -	36.789	23.964	1:00.753 (3)	71.57	0.507	15:46:57.673

P22 455 C		Tyler DONOVAN		Kawasaki ZX10R -		
IDEAL LAP TIME : 59.663		BEST LAP TIME : 59.663		DIFFERENCE : 0.000		
LAP	SECTOR 1	SECTOR 2	LAP TIME	MPH	DIFF	TIME OF DAY
1 -		26.238	1:13.581	59.09	13.918	15:36:38.540
2 -	39.382	24.713	1:04.095	67.84	4.432	15:37:42.635
3 -	39.092	25.077	1:04.169	67.76	4.506	15:38:46.804
4 -	37.948	24.320	1:02.268	69.83	2.605	15:39:49.072
5 -	37.770	24.470	1:02.240	69.86	2.577	15:40:51.312
6 -	37.437	24.373	1:01.810	70.35	2.147	15:41:53.122
7 -	37.696	24.361	1:02.057	70.07	2.394	15:42:55.179
8 -	37.863	24.186	1:02.049	70.08	2.386	15:43:57.228
9 -	36.645	23.998	1:00.643 (3)	71.70	0.980	15:44:57.871
10 -	36.691	23.660	1:00.351 (2)	72.05	0.688	15:45:58.222
11 -	36.052	23.611	59.663 (1)	72.88		15:46:57.885

BMCRC - MRO Championships 2022 - Rnd 1 @ Brands Hatch Indy

Reactive Parts MRO Powerbikes inc Clubman 1000

RACE 11 - SECTOR ANALYSIS



SECTOR 1 = FL to I1, SECTOR 2 = I1 to FL, DIFF = Difference To Personal Best Lap, P = Crossed Finish Line in Pit Lane, D = Time Disallowed

P23 619 C		Tommy DOOLAN		Kawasaki ZX10R - Quinton contracts			
IDEAL LAP TIME : 1:00.686		BEST LAP TIME : 1:00.686		DIFFERENCE : 0.000			
LAP	SECTOR 1	SECTOR 2	LAP TIME	MPH	DIFF	TIME OF DAY	
1 -		27.080	1:13.448	59.20	12.762	15:36:38.407	
2 -	39.972	25.720	1:05.692	66.19	5.006	15:37:44.099	
3 -	39.267	25.680	1:04.947	66.95	4.261	15:38:49.046	
4 -	38.437	24.968	1:03.405	68.58	2.719	15:39:52.451	
5 -	37.985	24.924	1:02.909	69.12	2.223	15:40:55.360	
6 -	37.567	24.837	1:02.404	69.68	1.718	15:41:57.764	
7 -	37.253	24.487	1:01.740 (3)	70.43	1.054	15:42:59.504	
8 -	37.028	24.427	1:01.455 (2)	70.76	0.769	15:44:00.959	
9 -	36.553	24.133	1:00.686 (1)	71.65		15:45:01.645	
10 -	37.140	24.713	1:01.853	70.30	1.167	15:46:03.498	
11 -	37.245	24.789	1:02.034	70.10	1.348	15:47:05.532	

BMCRC - MRO Championships 2022 - Rnd 1 @ Brands Hatch Indy

Reactive Parts MRO Powerbikes inc Clubman 1000

RACE 11 - BEST SECTORS

SECTOR 1			SECTOR 2			IDEAL / BEST COMPARISON						
POS	NO	NAME	TIME	NO	NAME	TIME	POS	NO	NAME	IDEAL	BEST	DIFF
									PERFECT LAP	53.991		
1	26	WAINWRIGHT	32.425	71	NORTON	21.566	1	71	NORTON	54.051	54.051	0.000
2	71	NORTON	32.485	99	COLLINS	21.575	2	99	COLLINS	54.139	54.139	0.000
3	99	COLLINS	32.564	2	BAKER	21.747	3	26	WAINWRIGHT	54.262	54.262	0.000
4	9	DIXON	32.565	9	DIXON	21.830	4	9	DIXON	54.395	54.501	0.106
5	48	WILSON	32.602	26	WAINWRIGHT	21.837	5	48	WILSON	54.482	54.653	0.171
6	2	BAKER	32.764	48	WILSON	21.880	6	2	BAKER	54.511	54.620	0.109
7	86	LOPES	33.299	86	LOPES	21.894	7	86	LOPES	55.193	55.275	0.082
8	711	THORNTON	33.348	98	DICKINSON	22.070	8	98	DICKINSON	55.457	55.457	0.000
9	100	HUNTER	33.367	711	THORNTON	22.262	9	711	THORNTON	55.610	55.727	0.117
10	98	DICKINSON	33.387	100	HUNTER	22.326	10	100	HUNTER	55.693	55.877	0.184
11	52	COTGROVE	33.675	334	GILBERT	22.396	11	52	COTGROVE	56.187	56.572	0.385
12	88	HALLIDAY	33.690	110	CLARKE	22.447	12	88	HALLIDAY	56.219	56.370	0.151
13	53	McGLYNN	34.024	52	COTGROVE	22.512	13	334	GILBERT	56.559	56.646	0.087
14	277	AVERRE	34.078	88	HALLIDAY	22.529	14	110	CLARKE	56.577	56.659	0.082
15	110	CLARKE	34.130	277	AVERRE	22.584	15	53	McGLYNN	56.619	56.920	0.301
16	334	GILBERT	34.163	53	McGLYNN	22.595	16	277	AVERRE	56.662	56.662	0.000
17	12	COMBRINCK	34.942	25	SMITH	22.853	17	25	SMITH	57.979	57.979	0.000
18	333	HOUGHTON	35.013	60	YOUNGE	23.004	18	333	HOUGHTON	58.056	58.096	0.040
19	25	SMITH	35.126	333	HOUGHTON	23.043	19	12	COMBRINCK	58.088	58.088	0.000
20	60	YOUNGE	35.194	12	COMBRINCK	23.146	20	60	YOUNGE	58.198	58.198	0.000
21	455	DONOVAN	36.052	455	DONOVAN	23.611	21	455	DONOVAN	59.663	59.663	0.000
22	222	ROOKE	36.056	222	ROOKE	23.964	22	222	ROOKE	1:00.020	1:00.246	0.226
23	619	DOOLAN	36.553	619	DOOLAN	24.133	23	619	DOOLAN	1:00.686	1:00.686	0.000

BMCRC - MRO Championships 2022 - Rnd 1 @ Brands Hatch Indy

Reactive Parts MRO Powerbikes inc Clubman 1000

RACE 11 - STATISTICS

Competitors Started	23
Planned Start	2022-03-13 @ 14:20:00.000
Actual Start	2022-03-13 @ 15:35:24.958
Finish Time	2022-03-13 @ 15:46:35.552
Track Length	1.2079mi.
Total Laps	273
Total Distance Covered	329.7691mi.

Session Fastest Lap History

NO	CL	NAME	LAP TIME	TIME OF DAY	LAP	VEHICLE
26		Josh WAINWRIGHT	57.266	15:37:23.713	2	Honda CBR1000RR
99		Bob COLLINS	57.030	15:37:23.716	2	Suzuki GSXR 1000
26		Josh WAINWRIGHT	56.134	15:38:19.846	3	Honda CBR1000RR
26		Josh WAINWRIGHT	55.742	15:39:15.588	4	Honda CBR1000RR
48		Nicky WILSON	55.728	15:39:17.974	4	Suzuki GSXR 1000
26		Josh WAINWRIGHT	55.122	15:40:10.710	5	Honda CBR1000RR
99		Bob COLLINS	55.084	15:41:05.948	6	Suzuki GSXR 1000
71		Tom NORTON	54.409	15:42:02.207	7	Kawasaki ZX10
71		Tom NORTON	54.392	15:42:56.598	8	Kawasaki ZX10
71		Tom NORTON	54.051	15:46:35.563	12	Kawasaki ZX10

Session Leader History

NO	CL	NAME	FROM LAP	LAPS LED	DISTANCE	VEHICLE
26		Josh WAINWRIGHT	1	8	9.66 miles	Honda CBR1000RR
71		Tom NORTON	9	4	4.83 miles	Kawasaki ZX10

Flag History

TYPE	TIME OF DAY
GREEN	15:35:24.958
FINISH	15:46:35.552

Flag Statistics

TYPE	COUNT	TOTAL LAPS	TOTAL TIME
Green	1	12	12:11.520
Red	0	0	0.000
Safety Car	0	0	0.000
FCY	0	0	0.000

BMCRC - MRO Championships 2022 - Rnd 1 @ Brands Hatch Indy

Reactive Parts MRO Powerbikes inc Clubman 1000

RACE 11 - STATISTICS

CLASS :

15 Starters

Fastest Lap History

NO	NAME	LAP TIME	TIME OF DAY	LAP	VEHICLE
26	Josh WAINWRIGHT	57.266	15:37:23.713	2	Honda CBR1000RR
99	Bob COLLINS	57.030	15:37:23.716	2	Suzuki GSXR 1000
26	Josh WAINWRIGHT	56.134	15:38:19.846	3	Honda CBR1000RR
26	Josh WAINWRIGHT	55.742	15:39:15.588	4	Honda CBR1000RR
48	Nicky WILSON	55.728	15:39:17.974	4	Suzuki GSXR 1000
26	Josh WAINWRIGHT	55.122	15:40:10.710	5	Honda CBR1000RR
99	Bob COLLINS	55.084	15:41:05.948	6	Suzuki GSXR 1000
71	Tom NORTON	54.409	15:42:02.207	7	Kawasaki ZX10
71	Tom NORTON	54.392	15:42:56.598	8	Kawasaki ZX10
71	Tom NORTON	54.051	15:46:35.563	12	Kawasaki ZX10

Leader History

NO	NAME	FROM LAP	LAPS LED	DISTANCE	VEHICLE
26	Josh WAINWRIGHT	1	8	9.66 miles	Honda CBR1000RR
71	Tom NORTON	9	4	4.83 miles	Kawasaki ZX10

BMCRC - MRO Championships 2022 - Rnd 1 @ Brands Hatch Indy

Reactive Parts MRO Powerbikes inc Clubman 1000

RACE 11 - STATISTICS

CLASS : C

8 Starters

Fastest Lap History

NO	NAME	LAP TIME	TIME OF DAY	LAP	VEHICLE
110	Michael CLARKE	57.654	15:37:27.046	2	Yamaha R1
110	Michael CLARKE	56.659	15:38:23.704	3	Yamaha R1
86	Frederico LOPES	56.261	15:40:22.565	5	Yamaha R1
86	Frederico LOPES	56.028	15:41:18.591	6	Yamaha R1
86	Frederico LOPES	55.475	15:43:10.549	8	Yamaha R1
86	Frederico LOPES	55.275	15:45:02.219	10	Yamaha R1

Leader History

NO	NAME	FROM LAP	LAPS LED	DISTANCE	VEHICLE
110	Michael CLARKE	1	9	10.87 miles	Yamaha R1
86	Frederico LOPES	10	3	3.62 miles	Yamaha R1



L & W CONTRACTORS

BMCRC ROOKIE 600 & 1000



BMCRC-MRO Championships - Round 1
Brands Hatch Indy
12th / 13th March 2022



Timing & Results Provided by Timing Solutions Ltd

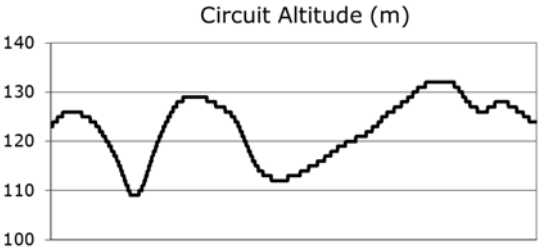
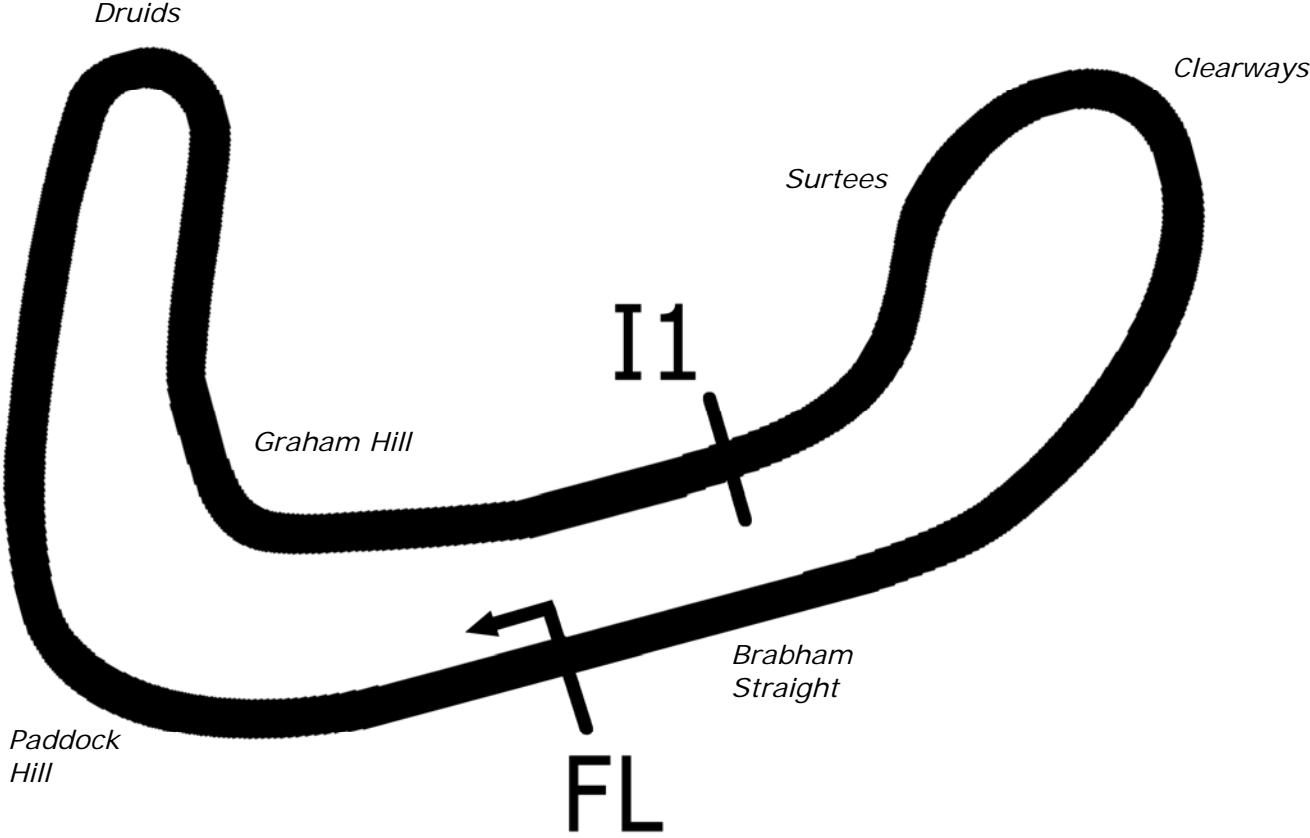
www.tsl-timing.com

Brands Hatch Indy



SPORTS TIMING

TIMING SOLUTIONS LTD



Length	1.2079 miles	1944.0 m	
FL		51.36032 N	0.26032 E
I1	1112m	51.35934 N	0.25955 E
Pit Entry	1669m	51.35911 N	0.25743 E
Pit Exit	26m after FL	51.36027 N	0.26078 E
Pit Entry–Pit Exit 277m, 16.6s @60kph, 12.4s @80kph			

BMCRC - MRO Championships 2022 - Rnd 1 @ Brands Hatch Indy

BMCRC Rookie 600 & 1000

QUALIFYING - CLASSIFICATION



CONTRACTORS LTD

POS	NO	CL	PIC NAME	ENTRY	TIME	ON	LAPS	GAP	DIFF	MPH
1	100	1000	1 Sam CRANSTONE	Bmw S1000RR -	52.373	12	14			83.03
2	224	1000	2 Lee HEALEY	Suzuki GSXR 1000R - F-Tech Fire & Electrical Ltd	53.528	10	13	1.155	1.155	81.23
3	994	600	1 Scott BACON	Yamaha R6 -	53.648	7	12	1.275	0.120	81.05
4	34	1000	3 Ben CHEESEMAN	Kawasaki ZX10RR -	54.036	10	13	1.663	0.388	80.47
5	19	600	2 Michael SHEPPHARD	Kawasaki ZX6R - RTR Performance	54.111	6	6	1.738	0.075	80.36
6	885	600	3 Oliver HOBBS	Kawasaki ZX6R -	54.872	12	12	2.499	0.761	79.24
7	28	600	4 Craig BICKNELL	Yamaha R6 - On Point Security LTD	55.088	11	11	2.715	0.216	78.93
8	58	600	5 Paul NICHOLAS	Yamaha YZF R6 - Harris Autos Repairs	55.974	8	10	3.601	0.886	77.68
9	46	600	6 Pete MARSH	Kawasaki ZX6R - Zipped Up Racing	56.274	10	11	3.901	0.300	77.27
10	10	600	7 Glenn SMITH	Suzuki GSXR - AOR Alex Olsen Racing	56.543	11	12	4.170	0.269	76.90
11	281	1000	4 Daniel FARLEY	Suzuki GSXR - F-tech	56.612	12	13	4.239	0.069	76.81
12	120	600	8 James GOWER	Yamaha R6 - TeamRubyRacing	56.769	10	13	4.396	0.157	76.60
13	155*	600	9 Eliot SMITH	Honda CBR600RR - Pro-Moto Europe Ltd	56.808	13	13	4.435	0.039	76.54
14	125	1000	5 Matthew CHAM	Kawasaki ZX10R -	56.813	8	8	4.440	0.005	76.54
15	36	1000	6 Alan MORGAN	Suzuki GSXR 1000 -	57.083	11	11	4.710	0.270	76.18
16	69*	1000	7 Alfie COKER	Kawasaki ZX10R - Elmech LTD	57.144	2	2	4.771	0.061	76.09
17	11	600	10 Darren BLACKMAN	Yamaha R6 -	57.405	12	12	5.032	0.261	75.75
18	222	1000	8 Daniel MERCER	Honda CBR1000RR - none	57.604	5	5	5.231	0.199	75.49
19	177	600	11 Calogero LAURICELLA	Kawasaki 636 -	57.833	12	12	5.460	0.229	75.19
20	146	1000	9 David MORGAN	Yamaha R1 -	57.950	11	11	5.577	0.117	75.04
21	96	1000	10 Peter SCOTT	Suzuki GSXR750 - South Hill MOT Centre	58.755	12	12	6.382	0.805	74.01
22	881	600	12 Selwyn LLOYD	Honda CBR600RR -	59.277	11	11	6.904	0.522	73.36
23	261	1000	11 Roberto Di GREGORIO	Ducati 899 PANIGALE -	59.857	9	9	7.484	0.580	72.64
24	41	600	13 Toby COOK	Triumph DAYTONA - Brixham Bodyworks	1:00.132	6	6	7.759	0.275	72.31
25	49	600	14 Marco STRILLOZZI	Yamaha R6 -	1:00.237	12	12	7.864	0.105	72.19
26	24	600	15 Mark STRUTT	Yamaha R6 - Myself	1:00.384	6	8	8.011	0.147	72.01
27	68	600	16 Aaron WRIGHT	Yamaha R6 - AB Professionals Ltd	1:00.423	6	9	8.050	0.039	71.96
28	178	600	17 Tom CAUGHLIN	Triumph 675R DAYTONA -	1:00.636	6	6	8.263	0.213	71.71
29	45	1000	12 Glenn SMITH	Kawasaki ZX10R -	1:00.725	9	9	8.352	0.089	71.61
30	640	1000	13 Dominic BREWIN	Suzuki GSXR 1000 - The Crown Inn - Heather	1:01.680	9	11	9.307	0.955	70.50
31	37	1000	14 Adam DAVEY	BMW S1000RR -	1:02.119	11	11	9.746	0.439	70.00
32	84	1000	15 Colin McPHERSON	Kawasaki ZX10R -	1:05.010	6	6	12.637	2.891	66.89
33	888	1000	16 Paul FAGG	Yamaha R1 4C8 -	1:05.930	5	6	13.557	0.920	65.95
34	395	600	18 William NICHOLLS	Suzuki GSXR 600 -	1:06.450	9	10	14.077	0.520	65.44
35	444	600	19 Micheal HANRAHAN	Yamaha R600 - T G CAD SERVICES	1:11.149	5	6	18.776	4.699	61.11
36	23	1000	17 Harry HINCHCLIFFE	Kawasaki ZX10R -			0			

* Bikes 69 & 155 - Please fit a working transponder

Weather / Track : Cloudy / Dry

These results are provisional until the conclusion of any judicial and technical matters.

Brands Hatch Indy: 1.2079 miles
Date: 12/03/2022 Start: 10:35 Finish: 10:48

Clerk Of Course :	Stewards :	Timekeeper : Craig Smith
-------------------	------------	--------------------------

Results can be found at www.tsl-timing.com

Printed - 10:49 Saturday, 12 March 2022



BMCRC - MRO Championships 2022 - Rnd 1 @ Brands Hatch Indy

BMCRC Rookie 600 & 1000

QUALIFYING - SECTOR ANALYSIS



SECTOR 1 = FL to I1, SECTOR 2 = I1 to FL, DIFF = Difference To Personal Best Lap, P = Crossed Finish Line in Pit Lane, D = Time Disallowed

P1		100	1000	Sam CRANSTONE	Bmw S1000RR -		
IDEAL LAP TIME : 52.297		BEST LAP TIME : 52.373		DIFFERENCE : 0.076			
LAP	SECTOR 1	SECTOR 2	LAP TIME	MPH	DIFF	TIME OF DAY	
1 -	36.398	22.096	58.494	74.34	6.121	10:37:20.427	
2 -	34.614	20.959	55.573	78.25	3.200	10:38:16.000	
3 -	32.676	22.552	55.228	78.73	2.855	10:39:11.228	
4 -	32.709	21.897	54.606	79.63	2.233	10:40:05.834	
5 -	34.435	21.111	55.546	78.28	3.173	10:41:01.380	
6 -	32.760	21.592	54.352	80.00	1.979	10:41:55.732	
7 -	32.363	20.846	53.209	81.72	0.836	10:42:48.941	
8 -	34.233	21.486	55.719	78.04	3.346	10:43:44.660	
9 -	32.406	21.217	53.623	81.09	1.250	10:44:38.283	
10 -	32.030	20.947	52.977 (3)	82.08	0.604	10:45:31.260	
11 -	32.567	20.599	53.166	81.79	0.793	10:46:24.426	
12 -	31.894	20.479	52.373 (1)	83.03		10:47:16.799	
13 -	32.589	20.403	52.992	82.06	0.619	10:48:09.791	
14 -	32.052	20.701	52.753 (2)	82.43	0.380	10:49:02.544	

P2		224	1000	Lee HEALEY	Suzuki GSXR 1000R - F-Tech Fire & Electrical Ltd		
IDEAL LAP TIME : 53.463		BEST LAP TIME : 53.528		DIFFERENCE : 0.065			
LAP	SECTOR 1	SECTOR 2	LAP TIME	MPH	DIFF	TIME OF DAY	
1 -	38.399	22.669	1:01.068	71.20	7.540	10:37:15.898	
2 -	34.604	22.181	56.785	76.58	3.257	10:38:12.683	
3 -	34.034	21.934	55.968	77.69	2.440	10:39:08.651	
4 -	36.000	21.432	57.432	75.71	3.904	10:40:06.083	
5 -	33.672	21.245	54.917 (3)	79.18	1.389	10:41:01.000	
6 -	33.787	23.699	57.486	75.64	3.958	10:41:58.486	
7 -	35.513	21.267	56.780	76.58	3.252	10:42:55.266	
8 -	34.089	23.115	57.204	76.01	3.676	10:43:52.470	
9 -	32.770	22.431	55.201	78.77	1.673	10:44:47.671	
10 -	32.321	21.207	53.528 (1)	81.23		10:45:41.199	
11 -	36.908	22.210	59.118	73.55	5.590	10:46:40.317	
12 -	32.567	21.142	53.709 (2)	80.96	0.181	10:47:34.026	
13 -	38.520	24.925	1:03.445	68.54	9.917	10:48:37.471	

P3		994	600	Scott BACON	Yamaha R6 -		
IDEAL LAP TIME : 53.588		BEST LAP TIME : 53.648		DIFFERENCE : 0.060			
LAP	SECTOR 1	SECTOR 2	LAP TIME	MPH	DIFF	TIME OF DAY	
1 -	OUTLAP	22.789	1:04.358	67.56	10.710	10:38:37.003	
2 -	35.865	23.524	59.389	73.22	5.741	10:39:36.392	
3 -	34.596	21.887	56.483	76.98	2.835	10:40:32.875	
4 -	33.901	23.337	57.238	75.97	3.590	10:41:30.113	
5 -	33.523	21.850	55.373	78.53	1.725	10:42:25.486	
6 -	33.851	21.756	55.607	78.20	1.959	10:43:21.093	
7 -	32.441	21.207	53.648 (1)	81.05		10:44:14.741	
8 -	33.830	21.147	54.977 (3)	79.09	1.329	10:45:09.718	
9 -	33.206	22.591	55.797	77.93	2.149	10:46:05.515	
10 -	33.819	21.391	55.210	78.76	1.562	10:47:00.725	
11 -	33.975	21.910	55.885	77.81	2.237	10:47:56.610	
12 -	32.753	21.619	54.372 (2)	79.97	0.724	10:48:50.982	

BMCRC - MRO Championships 2022 - Rnd 1 @ Brands Hatch Indy

BMCRC Rookie 600 & 1000

QUALIFYING - SECTOR ANALYSIS



SECTOR 1 = FL to I1, SECTOR 2 = I1 to FL, DIFF = Difference To Personal Best Lap, P = Crossed Finish Line in Pit Lane, D = Time Disallowed

P4 34 1000 Ben CHEESEMAN		Kawasaki ZX10RR -				
IDEAL LAP TIME : 53.797		BEST LAP TIME : 54.036		DIFFERENCE : 0.239		
LAP	SECTOR 1	SECTOR 2	LAP TIME	MPH	DIFF	TIME OF DAY
1 -	38.325	24.463	1:02.788	69.25	8.752	10:37:55.323
2 -	36.449	22.016	58.465	74.37	4.429	10:38:53.788
3 -	35.498	22.339	57.837	75.18	3.801	10:39:51.625
4 -	34.368	22.127	56.495	76.97	2.459	10:40:48.120
5 -	34.188	22.061	56.249	77.30	2.213	10:41:44.369
6 -	34.135	23.264	57.399	75.76	3.363	10:42:41.768
7 -	35.835	22.470	58.305	74.58	4.269	10:43:40.073
8 -	33.847	21.878	55.725	78.03	1.689	10:44:35.798
9 -	33.700	21.708	55.408	78.48	1.372	10:45:31.206
10 -	33.184	20.852	54.036 (1)	80.47		10:46:25.242
11 -	32.945	21.142	54.087 (2)	80.40	0.051	10:47:19.329
12 -	33.269	21.795	55.064 (3)	78.97	1.028	10:48:14.393
13 -	35.405	22.754	58.159	74.77	4.123	10:49:12.552

P5 19 600 Michael SHEPPHARD		Kawasaki ZX6R - RTR Performance				
IDEAL LAP TIME : 54.111		BEST LAP TIME : 54.111		DIFFERENCE : 0.000		
LAP	SECTOR 1	SECTOR 2	LAP TIME	MPH	DIFF	TIME OF DAY
1 -	36.508	22.658	59.166	73.49	5.055	10:37:59.810
2 -	36.858	25.361	1:02.219	69.89	8.108	10:39:02.029
3 -	35.378	21.435	56.813	76.54	2.702	10:39:58.842
4 -	34.073	22.534	56.607 (3)	76.82	2.496	10:40:55.449
5 -	34.396	21.364	55.760 (2)	77.98	1.649	10:41:51.209
6 -	32.886	21.225	54.111 (1)	80.36		10:42:45.320

P6 885 600 Oliver HOBBS		Kawasaki ZX6R -				
IDEAL LAP TIME : 54.872		BEST LAP TIME : 54.872		DIFFERENCE : 0.000		
LAP	SECTOR 1	SECTOR 2	LAP TIME	MPH	DIFF	TIME OF DAY
1 -	44.186	26.906	1:11.092	61.16	16.220	10:37:55.049
2 -	41.264	24.698	1:05.962	65.92	11.090	10:39:01.011
3 -	39.047	24.910	1:03.957	67.99	9.085	10:40:04.968
4 -	35.036	22.307	57.343	75.83	2.471	10:41:02.311
5 -	34.353	22.565	56.918 (3)	76.40	2.046	10:41:59.229
6 -	35.988	22.544	58.532	74.29	3.660	10:42:57.761
7 -	35.614	22.561	58.175	74.75	3.303	10:43:55.936
8 -	37.494	22.898	1:00.392	72.00	5.520	10:44:56.328
9 -	33.410	22.264	55.674 (2)	78.10	0.802	10:45:52.002
10 -	34.470	23.018	57.488	75.64	2.616	10:46:49.490
11 -	33.810	23.178	56.988	76.30	2.116	10:47:46.478
12 -	33.033	21.839	54.872 (1)	79.24		10:48:41.350

P7 28 600 Craig BICKNELL		Yamaha R6 - On Point Security LTD				
IDEAL LAP TIME : 54.975		BEST LAP TIME : 55.088		DIFFERENCE : 0.113		
LAP	SECTOR 1	SECTOR 2	LAP TIME	MPH	DIFF	TIME OF DAY
1 -	39.503	24.890	1:04.393	67.53	9.305	10:37:51.760
2 -	36.266	23.311	59.577	72.99	4.489	10:38:51.337
3 -	36.020	23.249	59.269	73.37	4.181	10:39:50.606
4 -	34.982	22.556	57.538	75.57	2.450	10:40:48.144
5 -	35.231	23.723	58.954	73.76	3.866	10:41:47.098
6 -	35.598	22.219	57.817	75.21	2.729	10:42:44.915
7 -	46.938	23.975	1:10.913	61.32	15.825	10:43:55.828
8 -	36.518	22.119	58.637	74.16	3.549	10:44:54.465
9 -	33.605	21.776	55.381 (2)	78.52	0.293	10:45:49.846
10 -	34.426	21.695	56.121 (3)	77.48	1.033	10:46:45.967
11 -	33.280	21.808	55.088 (1)	78.93		10:47:41.055

BMCRC - MRO Championships 2022 - Rnd 1 @ Brands Hatch Indy

BMCRC Rookie 600 & 1000

QUALIFYING - SECTOR ANALYSIS



SECTOR 1 = FL to I1, SECTOR 2 = I1 to FL, DIFF = Difference To Personal Best Lap, P = Crossed Finish Line in Pit Lane, D = Time Disallowed

P8 58 600 Paul NICHOLAS		Yamaha YZF R6 - Harris Autos Repairs				
IDEAL LAP TIME : 55.705		BEST LAP TIME : 55.974		DIFFERENCE : 0.269		
LAP	SECTOR 1	SECTOR 2	LAP TIME	MPH	DIFF	TIME OF DAY
1 -	OUTLAP	25.042	1:07.324	64.59	11.350	10:39:43.210
2 -	37.517	23.482	1:00.999	71.28	5.025	10:40:44.209
3 -	34.815	22.148	56.963	76.34	0.989	10:41:41.172
4 -	34.198	26.065	1:00.263	72.16	4.289	10:42:41.435
5 -	39.304	22.690	1:01.994	70.14	6.020	10:43:43.429
6 -	34.614	22.780	57.394	75.76	1.420	10:44:40.823
7 -	33.851	22.634	56.485 (3)	76.98	0.511	10:45:37.308
8 -	34.002	21.972	55.974 (1)	77.68		10:46:33.282
9 -	34.318	21.854	56.172 (2)	77.41	0.198	10:47:29.454
10 -	35.124	22.218	57.342	75.83	1.368	10:48:26.796

P9 46 600 Pete MARSH		Kawasaki ZX6R - Zipped Up Racing				
IDEAL LAP TIME : 55.915		BEST LAP TIME : 56.274		DIFFERENCE : 0.359		
LAP	SECTOR 1	SECTOR 2	LAP TIME	MPH	DIFF	TIME OF DAY
1 -	OUTLAP	25.914	1:07.609	64.31	11.335	10:39:18.704
2 -	37.147	23.988	1:01.135	71.13	4.861	10:40:19.839
3 -	36.100	23.327	59.427	73.17	3.153	10:41:19.266
4 -	35.259	22.349	57.608	75.48	1.334	10:42:16.874
5 -	35.145	22.421	57.566	75.54	1.292	10:43:14.440
6 -	34.272	22.507	56.779 (2)	76.58	0.505	10:44:11.219
7 -	34.635	22.547	57.182	76.04	0.908	10:45:08.401
8 -	34.690	23.418	58.108	74.83	1.834	10:46:06.509
9 -	34.972	22.705	57.677	75.39	1.403	10:47:04.186
10 -	34.127	22.147	56.274 (1)	77.27		10:48:00.460
11 -	35.222	21.788	57.010 (3)	76.27	0.736	10:48:57.470

P10 10 600 Glenn SMITH		Suzuki GSXR - AOR Alex Olsen Racing				
IDEAL LAP TIME : 56.318		BEST LAP TIME : 56.543		DIFFERENCE : 0.225		
LAP	SECTOR 1	SECTOR 2	LAP TIME	MPH	DIFF	TIME OF DAY
1 -	41.888	26.557	1:08.445	63.53	11.902	10:37:56.856
2 -	40.025	26.496	1:06.521	65.37	9.978	10:39:03.377
3 -	36.951	25.458	1:02.409	69.67	5.866	10:40:05.786
4 -	36.910	23.897	1:00.807	71.51	4.264	10:41:06.593
5 -	35.556	23.496	59.052	73.64	2.509	10:42:05.645
6 -	34.467	22.783	57.250 (3)	75.95	0.707	10:43:02.895
7 -	34.661	22.703	57.364	75.80	0.821	10:44:00.259
8 -	36.282	23.964	1:00.246	72.18	3.703	10:45:00.505
9 -	34.565	23.824	58.389	74.47	1.846	10:45:58.894
10 -	34.873	23.565	58.438	74.41	1.895	10:46:57.332
11 -	33.690	22.853	56.543 (1)	76.90		10:47:53.875
12 -	34.354	22.628	56.982 (2)	76.31	0.439	10:48:50.857

P11 281 1000 Daniel FARLEY		Suzuki GSXR - F-tech				
IDEAL LAP TIME : 56.304		BEST LAP TIME : 56.612		DIFFERENCE : 0.308		
LAP	SECTOR 1	SECTOR 2	LAP TIME	MPH	DIFF	TIME OF DAY
1 -	39.351	24.796	1:04.147	67.79	7.535	10:37:20.190
2 -	36.721	23.106	59.827	72.68	3.215	10:38:20.017
3 -	35.111	23.643	58.754	74.01	2.142	10:39:18.771
4 -	35.912	24.165	1:00.077	72.38	3.465	10:40:18.848
5 -	36.351	23.016	59.367	73.24	2.755	10:41:18.215
6 -	34.768	23.223	57.991	74.98	1.379	10:42:16.206
7 -	35.556	22.222	57.778	75.26	1.166	10:43:13.984
8 -	34.626	22.705	57.331	75.85	0.719	10:44:11.315
9 -	34.243	22.424	56.667 (3)	76.73	0.055	10:45:07.982
10 -	34.841	24.088	58.929	73.79	2.317	10:46:06.911
11 -	34.293	22.336	56.629 (2)	76.79	0.017	10:47:03.540
12 -	34.082	22.530	56.612 (1)	76.81		10:48:00.152
13 -	36.057	22.809	58.866	73.87	2.254	10:48:59.018

BMCRC - MRO Championships 2022 - Rnd 1 @ Brands Hatch Indy

BMCRC Rookie 600 & 1000

QUALIFYING - SECTOR ANALYSIS



SECTOR 1 = FL to I1, SECTOR 2 = I1 to FL, DIFF = Difference To Personal Best Lap, P = Crossed Finish Line in Pit Lane, D = Time Disallowed

P12 120 600 James GOWER		Yamaha R6 - TeamRubyRacing				
IDEAL LAP TIME : 56.650		BEST LAP TIME : 56.769		DIFFERENCE : 0.119		
LAP	SECTOR 1	SECTOR 2	LAP TIME	MPH	DIFF	TIME OF DAY
1 -	41.044	24.911	1:05.955	65.93	9.186	10:37:23.734
2 -	39.109	24.352	1:03.461	68.52	6.692	10:38:27.195
3 -	36.608	23.192	59.800	72.71	3.031	10:39:26.995
4 -	36.120	23.097	59.217	73.43	2.448	10:40:26.212
5 -	36.289	22.654	58.943	73.77	2.174	10:41:25.155
6 -	36.321	22.731	59.052	73.64	2.283	10:42:24.207
7 -	35.314	22.482	57.796	75.24	1.027	10:43:22.003
8 -	34.954	22.200	57.154 (3)	76.08	0.385	10:44:19.157
9 -	35.626	22.310	57.936	75.05	1.167	10:45:17.093
10 -	34.450	22.319	56.769 (1)	76.60		10:46:13.862
11 -	34.944	22.363	57.307	75.88	0.538	10:47:11.169
12 -	34.901	22.313	57.214	76.00	0.445	10:48:08.383
13 -	34.652	22.496	57.148 (2)	76.09	0.379	10:49:05.531

P13 155 600 Eliot SMITH		Honda CBR600RR - Pro-Moto Europe Ltd				
IDEAL LAP TIME :		BEST LAP TIME : 56.808		DIFFERENCE :		
LAP	SECTOR 1	SECTOR 2	LAP TIME	MPH	DIFF	TIME OF DAY
1 -			1:04.349	67.57	7.541	10:37:19.629
2 -			1:01.235	71.01	4.427	10:38:20.864
3 -			58.959	73.75	2.151	10:39:19.823
4 -			1:00.431	71.95	3.623	10:40:20.254
5 -			1:00.585	71.77	3.777	10:41:20.839
6 -			58.590	74.22	1.782	10:42:19.429
7 -			1:00.883	71.42	4.075	10:43:20.312
8 -			58.477	74.36	1.669	10:44:18.789
9 -			59.295	73.33	2.487	10:45:18.084
10 -			57.975 (3)	75.00	1.167	10:46:16.059
11 -			59.265	73.37	2.457	10:47:15.324
12 -			57.734 (2)	75.32	0.926	10:48:13.058
13 -			56.808 (1)	76.54		10:49:09.866

P14 125 1000 Matthew CHAM		Kawasaki ZX10R -				
IDEAL LAP TIME : 56.813		BEST LAP TIME : 56.813		DIFFERENCE : 0.000		
LAP	SECTOR 1	SECTOR 2	LAP TIME	MPH	DIFF	TIME OF DAY
1 -	41.981	25.297	1:07.278	64.63	10.465	10:37:53.227
2 -	35.460	23.526	58.986 (2)	73.72	2.173	10:38:52.213
3 -	36.144	22.880	59.024 (3)	73.67	2.211	10:39:51.237
4 -	38.143	IN PIT	1:58.110 P	36.81	1:01.297	10:41:49.347
5 -	OUTLAP	22.654	1:01.483	70.72	4.670	10:42:50.830
6 -	39.285	IN PIT	1:22.121 P	52.95	25.308	10:44:12.951
7 -	OUTLAP	23.074	1:00.689	71.65	3.876	10:45:13.640
8 -	34.362	22.451	56.813 (1)	76.54		10:46:10.453

P15 36 1000 Alan MORGAN		Suzuki GSXR 1000 -				
IDEAL LAP TIME : 57.058		BEST LAP TIME : 57.083		DIFFERENCE : 0.025		
LAP	SECTOR 1	SECTOR 2	LAP TIME	MPH	DIFF	TIME OF DAY
1 -	37.852	25.151	1:03.003	69.02	5.920	10:37:58.039
2 -	37.752	23.371	1:01.123	71.14	4.040	10:38:59.162
3 -	35.550	22.886	58.436 (2)	74.41	1.353	10:39:57.598
4 -	35.816	24.324	1:00.140	72.30	3.057	10:40:57.738
5 -	36.861	24.343	1:01.204	71.05	4.121	10:41:58.942
6 -	36.270	22.782	59.052	73.64	1.969	10:42:57.994
7 -	36.360	22.646	59.006	73.69	1.923	10:43:57.000
8 -	39.298	23.650	1:02.948	69.08	5.865	10:44:59.948
9 -	34.822	23.834	58.656 (3)	74.13	1.573	10:45:58.604
10 -	39.107	22.569	1:01.676	70.50	4.593	10:47:00.280
11 -	34.489	22.594	57.083 (1)	76.18		10:47:57.363

BMCRC - MRO Championships 2022 - Rnd 1 @ Brands Hatch Indy

BMCRC Rookie 600 & 1000

QUALIFYING - SECTOR ANALYSIS



SECTOR 1 = FL to I1, SECTOR 2 = I1 to FL, DIFF = Difference To Personal Best Lap, P = Crossed Finish Line in Pit Lane, D = Time Disallowed

P16 69 1000 Alfie COKER		Kawasaki ZX10R - Elmech LTD				
IDEAL LAP TIME :		BEST LAP TIME : 57.144		DIFFERENCE :		
LAP	SECTOR 1	SECTOR 2	LAP TIME	MPH	DIFF	TIME OF DAY
1 -			58.738 (2)	74.03	1.594	10:41:08.662
2 -			57.144 (1)	76.09		10:42:05.806

P17 11 600 Darren BLACKMAN		Yamaha R6 -				
IDEAL LAP TIME : 57.388		BEST LAP TIME : 57.405		DIFFERENCE : 0.017		
LAP	SECTOR 1	SECTOR 2	LAP TIME	MPH	DIFF	TIME OF DAY
1 -	41.027	25.531	1:06.558	65.33	9.153	10:37:58.159
2 -	39.458	25.987	1:05.445	66.44	8.040	10:39:03.604
3 -	37.328	24.753	1:02.081	70.04	4.676	10:40:05.685
4 -	36.088	23.711	59.799	72.72	2.394	10:41:05.484
5 -	36.264	23.737	1:00.001	72.47	2.596	10:42:05.485
6 -	35.947	23.546	59.493	73.09	2.088	10:43:04.978
7 -	36.473	23.381	59.854	72.65	2.449	10:44:04.832
8 -	36.520	23.441	59.961	72.52	2.556	10:45:04.793
9 -	36.337	23.071	59.408	73.19	2.003	10:46:04.201
10 -	35.298	22.900	58.198 (3)	74.72	0.793	10:47:02.399
11 -	34.901	22.648	57.549 (2)	75.56	0.144	10:47:59.948
12 -	34.740	22.665	57.405 (1)	75.75		10:48:57.353

P18 222 1000 Daniel MERCER		Honda CBR1000RR - none				
IDEAL LAP TIME : 57.604		BEST LAP TIME : 57.604		DIFFERENCE : 0.000		
LAP	SECTOR 1	SECTOR 2	LAP TIME	MPH	DIFF	TIME OF DAY
1 -	40.630	24.820	1:05.450	66.44	7.846	10:37:30.268
2 -	37.400	23.751	1:01.151	71.11	3.547	10:38:31.419
3 -	37.103	23.159	1:00.262 (3)	72.16	2.658	10:39:31.681
4 -	35.221	22.557	57.778 (2)	75.26	0.174	10:40:29.459
5 -	35.151	22.453	57.604 (1)	75.49		10:41:27.063

P19 177 600 Calogero LAURICELLA		Kawasaki 636 -				
IDEAL LAP TIME : 57.656		BEST LAP TIME : 57.833		DIFFERENCE : 0.177		
LAP	SECTOR 1	SECTOR 2	LAP TIME	MPH	DIFF	TIME OF DAY
1 -	46.461	28.334	1:14.795	58.14	16.962	10:37:42.110
2 -	42.696	25.638	1:08.334	63.63	10.501	10:38:50.444
3 -	39.207	25.019	1:04.226	67.70	6.393	10:39:54.670
4 -	38.556	24.451	1:03.007	69.01	5.174	10:40:57.677
5 -	36.719	23.667	1:00.386	72.01	2.553	10:41:58.063
6 -	36.381	23.068	59.449	73.14	1.616	10:42:57.512
7 -	35.894	23.278	59.172	73.49	1.339	10:43:56.684
8 -	37.089	23.501	1:00.590	71.77	2.757	10:44:57.274
9 -	36.214	23.594	59.808	72.70	1.975	10:45:57.082
10 -	35.134	22.962	58.096 (3)	74.85	0.263	10:46:55.178
11 -	35.096	22.844	57.940 (2)	75.05	0.107	10:47:53.118
12 -	35.273	22.560	57.833 (1)	75.19		10:48:50.951

BMCRC - MRO Championships 2022 - Rnd 1 @ Brands Hatch Indy

BMCRC Rookie 600 & 1000

QUALIFYING - SECTOR ANALYSIS



SECTOR 1 = FL to I1, SECTOR 2 = I1 to FL, DIFF = Difference To Personal Best Lap, P = Crossed Finish Line in Pit Lane, D = Time Disallowed

P20 146 1000 David MORGAN			Yamaha R1 -			
IDEAL LAP TIME : 57.950		BEST LAP TIME : 57.950		DIFFERENCE : 0.000		
LAP	SECTOR 1	SECTOR 2	LAP TIME	MPH	DIFF	TIME OF DAY
1 -	OUTLAP	26.714	1:13.441	59.21	15.491	10:38:28.242
2 -	39.169	25.813	1:04.982	66.92	7.032	10:39:33.224
3 -	40.194	25.226	1:05.420	66.47	7.470	10:40:38.644
4 -	37.813	24.843	1:02.656	69.40	4.706	10:41:41.300
5 -	38.203	24.727	1:02.930	69.10	4.980	10:42:44.230
6 -	38.424	24.360	1:02.784	69.26	4.834	10:43:47.014
7 -	37.027	24.040	1:01.067	71.21	3.117	10:44:48.081
8 -	37.021	23.256	1:00.277	72.14	2.327	10:45:48.358
9 -	36.525	22.765	59.290 (3)	73.34	1.340	10:46:47.648
10 -	35.506	23.035	58.541 (2)	74.28	0.591	10:47:46.189
11 -	35.403	22.547	57.950 (1)	75.04		10:48:44.139

P21 96 1000 Peter SCOTT			Suzuki GSXR750 - South Hill MOT Centre			
IDEAL LAP TIME : 58.568		BEST LAP TIME : 58.755		DIFFERENCE : 0.187		
LAP	SECTOR 1	SECTOR 2	LAP TIME	MPH	DIFF	TIME OF DAY
1 -			1:11.567	60.76	12.812	10:37:28.461
2 -			1:06.368	65.52	7.613	10:38:34.829
3 -			1:03.820	68.13	5.065	10:39:38.649
4 -			1:05.669	66.22	6.914	10:40:44.318
5 -			1:03.407	68.58	4.652	10:41:47.725
6 -			1:02.359	69.73	3.604	10:42:50.084
7 -	38.477	25.816	1:04.293	67.63	5.538	10:43:54.377
8 -			1:04.167	67.77	5.412	10:44:58.544
9 -			1:00.286	72.13	1.531	10:45:58.830
10 -	36.174	23.332	59.506 (3)	73.07	0.751	10:46:58.336
11 -	35.236	23.635	58.871 (2)	73.86	0.116	10:47:57.207
12 -			58.755 (1)	74.01		10:48:55.962

P22 881 600 Selwyn LLOYD			Honda CBR600RR -			
IDEAL LAP TIME : 59.020		BEST LAP TIME : 59.277		DIFFERENCE : 0.257		
LAP	SECTOR 1	SECTOR 2	LAP TIME	MPH	DIFF	TIME OF DAY
1 -	OUTLAP	27.628	1:15.160	57.85	15.883	10:38:31.487
2 -	40.470	25.968	1:06.438	65.45	7.161	10:39:37.925
3 -	39.419	25.052	1:04.471	67.45	5.194	10:40:42.396
4 -	38.587	24.342	1:02.929	69.10	3.652	10:41:45.325
5 -	37.697	24.119	1:01.816	70.34	2.539	10:42:47.141
6 -	40.842	25.850	1:06.692	65.20	7.415	10:43:53.833
7 -	39.192	23.814	1:03.006	69.01	3.729	10:44:56.839
8 -	36.520	23.678	1:00.198	72.23	0.921	10:45:57.037
9 -	36.705	23.465	1:00.170 (3)	72.27	0.893	10:46:57.207
10 -	35.803	23.564	59.367 (2)	73.24	0.090	10:47:56.574
11 -	35.555	23.722	59.277 (1)	73.36		10:48:55.851

P23 261 1000 Roberto Di GREGORIO			Ducati 899 PANIGALE -			
IDEAL LAP TIME : 59.857		BEST LAP TIME : 59.857		DIFFERENCE : 0.000		
LAP	SECTOR 1	SECTOR 2	LAP TIME	MPH	DIFF	TIME OF DAY
1 -	40.927	24.887	1:05.814	66.07	5.957	10:37:25.187
2 -	38.850	26.342	1:05.192	66.70	5.335	10:38:30.379
3 -	37.321	24.025	1:01.346	70.88	1.489	10:39:31.725
4 -	37.596	24.132	1:01.728	70.44	1.871	10:40:33.453
5 -	37.219	24.077	1:01.296 (3)	70.94	1.439	10:41:34.749
6 -	38.864	24.370	1:03.234	68.77	3.377	10:42:37.983
7 -	38.879	23.936	1:02.815	69.22	2.958	10:43:40.798
8 -	36.718	23.901	1:00.619 (2)	71.73	0.762	10:44:41.417
9 -	36.386	23.471	59.857 (1)	72.64		10:45:41.274

BMCRC - MRO Championships 2022 - Rnd 1 @ Brands Hatch Indy

BMCRC Rookie 600 & 1000

QUALIFYING - SECTOR ANALYSIS



SECTOR 1 = FL to I1, SECTOR 2 = I1 to FL, DIFF = Difference To Personal Best Lap, P = Crossed Finish Line in Pit Lane, D = Time Disallowed

P24 41 600 Toby COOK			Triumph DAYTONA - Brixham Bodyworks			
IDEAL LAP TIME : 1:00.132		BEST LAP TIME : 1:00.132		DIFFERENCE : 0.000		
LAP	SECTOR 1	SECTOR 2	LAP TIME	MPH	DIFF	TIME OF DAY
1 -	45.274	25.863	1:11.137	61.12	11.005	10:37:48.681
2 -	39.001	24.982	1:03.983	67.96	3.851	10:38:52.664
3 -	37.750	24.414	1:02.164	69.95	2.032	10:39:54.828
4 -	37.421	23.620	1:01.041 (2)	71.24	0.909	10:40:55.869
5 -	37.513	24.135	1:01.648 (3)	70.53	1.516	10:41:57.517
6 -	36.734	23.398	1:00.132 (1)	72.31		10:42:57.649

P25 49 600 Marco STRILLOZZI			Yamaha R6 -			
IDEAL LAP TIME : 59.973		BEST LAP TIME : 1:00.237		DIFFERENCE : 0.264		
LAP	SECTOR 1	SECTOR 2	LAP TIME	MPH	DIFF	TIME OF DAY
1 -	41.573	26.173	1:07.746	64.18	7.509	10:37:32.115
2 -	39.765	25.288	1:05.053	66.84	4.816	10:38:37.168
3 -	38.506	24.761	1:03.267	68.73	3.030	10:39:40.435
4 -	47.392	25.040	1:12.432	60.03	12.195	10:40:52.867
5 -	41.494	24.679	1:06.173	65.71	5.936	10:41:59.040
6 -	37.513	25.214	1:02.727	69.32	2.490	10:43:01.767
7 -	37.803	24.735	1:02.538	69.53	2.301	10:44:04.305
8 -	37.207	23.975	1:01.182	71.07	0.945	10:45:05.487
9 -	37.070	24.630	1:01.700	70.47	1.463	10:46:07.187
10 -	36.904	23.799	1:00.703 (2)	71.63	0.466	10:47:07.890
11 -	36.174	24.574	1:00.748 (3)	71.58	0.511	10:48:08.638
12 -	36.314	23.923	1:00.237 (1)	72.19		10:49:08.875

P26 24 600 Mark STRUTT			Yamaha R6 - Myself			
IDEAL LAP TIME : 59.276		BEST LAP TIME : 1:00.384		DIFFERENCE : 1.108		
LAP	SECTOR 1	SECTOR 2	LAP TIME	MPH	DIFF	TIME OF DAY
1 -	39.996	26.136	1:06.132	65.75	5.748	10:37:26.598
2 -	37.385	26.739	1:04.124	67.81	3.740	10:38:30.722
3 -	37.723	24.438	1:02.161	69.95	1.777	10:39:32.883
4 -	37.041	23.661	1:00.702 (3)	71.63	0.318	10:40:33.585
5 -	37.493	23.599	1:01.092	71.18	0.708	10:41:34.677
6 -	37.163	23.221	1:00.384 (1)	72.01		10:42:35.061
7 -	36.668	23.838	1:00.506 (2)	71.87	0.122	10:43:35.567
8 -	37.039	24.235	1:01.274	70.96	0.890	10:44:36.841

P27 68 600 Aaron WRIGHT			Yamaha R6 - AB Professionals Ltd			
IDEAL LAP TIME : 1:00.356		BEST LAP TIME : 1:00.423		DIFFERENCE : 0.067		
LAP	SECTOR 1	SECTOR 2	LAP TIME	MPH	DIFF	TIME OF DAY
1 -	40.689	26.296	1:06.985	64.91	6.562	10:37:42.263
2 -	42.197	24.871	1:07.068	64.83	6.645	10:38:49.331
3 -	37.556	23.868	1:01.424 (3)	70.79	1.001	10:39:50.755
4 -	37.292	25.125	1:02.417	69.67	1.994	10:40:53.172
5 -	37.790	23.802	1:01.592	70.60	1.169	10:41:54.764
6 -	36.554	23.869	1:00.423 (1)	71.96		10:42:55.187
7 -	36.754	24.769	1:01.523	70.68	1.100	10:43:56.710
8 -	38.729	24.798	1:03.527	68.45	3.104	10:45:00.237
9 -	36.948	23.854	1:00.802 (2)	71.52	0.379	10:46:01.039

P28 178 600 Tom CAUGHLIN			Triumph 675R DAYTONA -			
IDEAL LAP TIME : 1:00.238		BEST LAP TIME : 1:00.636		DIFFERENCE : 0.398		
LAP	SECTOR 1	SECTOR 2	LAP TIME	MPH	DIFF	TIME OF DAY
1 -	40.667	25.305	1:05.972	65.91	5.336	10:37:23.204
2 -	38.737	25.397	1:04.134	67.80	3.498	10:38:27.338
3 -	37.464	24.364	1:01.828	70.33	1.192	10:39:29.166
4 -	36.625	24.187	1:00.812 (2)	71.50	0.176	10:40:29.978
5 -	36.051	25.103	1:01.154 (3)	71.10	0.518	10:41:31.132
6 -	36.431	24.205	1:00.636 (1)	71.71		10:42:31.768

BMCRC - MRO Championships 2022 - Rnd 1 @ Brands Hatch Indy

BMCRC Rookie 600 & 1000

QUALIFYING - SECTOR ANALYSIS



SECTOR 1 = FL to I1, SECTOR 2 = I1 to FL, DIFF = Difference To Personal Best Lap, P = Crossed Finish Line in Pit Lane, D = Time Disallowed

P29 45 1000 Glenn SMITH			Kawasaki ZX10R -			
IDEAL LAP TIME : 1:00.725		BEST LAP TIME : 1:00.725		DIFFERENCE : 0.000		
LAP	SECTOR 1	SECTOR 2	LAP TIME	MPH	DIFF	TIME OF DAY
1 -	42.433	26.833	1:09.266	62.78	8.541	10:37:21.539
2 -	42.239	26.463	1:08.702	63.29	7.977	10:38:30.241
3 -	40.019	25.390	1:05.409	66.48	4.684	10:39:35.650
4 -	38.478	24.937	1:03.415	68.57	2.690	10:40:39.065
5 -	38.082	24.369	1:02.451	69.63	1.726	10:41:41.516
6 -	37.243	24.305	1:01.548 (3)	70.65	0.823	10:42:43.064
7 -	39.384	24.221	1:03.605	68.36	2.880	10:43:46.669
8 -	37.146	24.031	1:01.177 (2)	71.08	0.452	10:44:47.846
9 -	36.869	23.856	1:00.725 (1)	71.61		10:45:48.571

P30 640 1000 Dominic BREWIN			Suzuki GSXR 1000 - The Crown Inn - Heather			
IDEAL LAP TIME : 1:01.512		BEST LAP TIME : 1:01.680		DIFFERENCE : 0.168		
LAP	SECTOR 1	SECTOR 2	LAP TIME	MPH	DIFF	TIME OF DAY
1 -	48.268	29.176	1:17.444	56.15	15.764	10:37:53.268
2 -	40.580	25.585	1:06.165	65.72	4.485	10:38:59.433
3 -	40.129	25.479	1:05.608	66.28	3.928	10:40:05.041
4 -	40.475	25.204	1:05.679	66.20	3.999	10:41:10.720
5 -	39.737	25.459	1:05.196	66.70	3.516	10:42:15.916
6 -	40.433	24.951	1:05.384	66.50	3.704	10:43:21.300
7 -	40.361	24.964	1:05.325	66.56	3.645	10:44:26.625
8 -	38.814	23.883	1:02.697	69.35	1.017	10:45:29.322
9 -	37.897	23.783	1:01.680 (1)	70.50		10:46:31.002
10 -	37.735	24.630	1:02.365 (3)	69.72	0.685	10:47:33.367
11 -	37.729	24.484	1:02.213 (2)	69.89	0.533	10:48:35.580

P31 37 1000 Adam DAVEY			BMW S1000RR -			
IDEAL LAP TIME : 1:01.932		BEST LAP TIME : 1:02.119		DIFFERENCE : 0.187		
LAP	SECTOR 1	SECTOR 2	LAP TIME	MPH	DIFF	TIME OF DAY
1 -	43.530	28.126	1:11.656	60.68	9.537	10:37:54.081
2 -	40.711	25.540	1:06.251	65.63	4.132	10:39:00.332
3 -	39.585	26.048	1:05.633	66.25	3.514	10:40:05.965
4 -	40.490	25.395	1:05.885	66.00	3.766	10:41:11.850
5 -	39.022	25.746	1:04.768	67.14	2.649	10:42:16.618
6 -	40.583	25.139	1:05.722	66.16	3.603	10:43:22.340
7 -	37.862	25.118	1:02.980	69.04	0.861	10:44:25.320
8 -	37.831	24.820	1:02.651 (3)	69.40	0.532	10:45:27.971
9 -	37.871	24.433	1:02.304 (2)	69.79	0.185	10:46:30.275
10 -	37.924	24.953	1:02.877	69.16	0.758	10:47:33.152
11 -	37.499	24.620	1:02.119 (1)	70.00		10:48:35.271

P32 84 1000 Colin McPHERSON			Kawasaki ZX10R -			
IDEAL LAP TIME : 1:04.963		BEST LAP TIME : 1:05.010		DIFFERENCE : 0.047		
LAP	SECTOR 1	SECTOR 2	LAP TIME	MPH	DIFF	TIME OF DAY
1 -	45.586	28.425	1:14.011	58.75	9.001	10:37:53.747
2 -	42.726	26.977	1:09.703	62.38	4.693	10:39:03.450
3 -	41.251	26.950	1:08.201	63.76	3.191	10:40:11.651
4 -	40.578	26.143	1:06.721 (2)	65.17	1.711	10:41:18.372
5 -	40.897	26.128	1:07.025 (3)	64.88	2.015	10:42:25.397
6 -	39.680	25.330	1:05.010 (1)	66.89		10:43:30.407

BMCRC - MRO Championships 2022 - Rnd 1 @ Brands Hatch Indy

BMCRC Rookie 600 & 1000

QUALIFYING - SECTOR ANALYSIS



SECTOR 1 = FL to I1, SECTOR 2 = I1 to FL, DIFF = Difference To Personal Best Lap, P = Crossed Finish Line in Pit Lane, D = Time Disallowed

P33 888 1000 Paul FAGG		Yamaha R1 4C8 -				
IDEAL LAP TIME : 1:05.325		BEST LAP TIME : 1:05.930		DIFFERENCE : 0.605		
LAP	SECTOR 1	SECTOR 2	LAP TIME	MPH	DIFF	TIME OF DAY
1 -	44.649	28.726	1:13.375	59.26	7.445	10:37:56.309
2 -	44.397	28.307	1:12.704	59.81	6.774	10:39:09.013
3 -	40.078	26.008	1:06.086 (2)	65.80	0.156	10:40:15.099
4 -	40.427	26.610	1:07.037 (3)	64.86	1.107	10:41:22.136
5 -	40.683	25.247	1:05.930 (1)	65.95		10:42:28.066
6 -	40.899	26.258	1:07.157	64.75	1.227	10:43:35.223

P34 395 600 William NICHOLLS		Suzuki GSXR 600 -				
IDEAL LAP TIME : 1:06.424		BEST LAP TIME : 1:06.450		DIFFERENCE : 0.026		
LAP	SECTOR 1	SECTOR 2	LAP TIME	MPH	DIFF	TIME OF DAY
1 -	OUTLAP	26.957	1:20.521	54.00	14.071	10:39:15.210
2 -	41.947	26.763	1:08.710	63.28	2.260	10:40:23.920
3 -	42.151	26.367	1:08.518	63.46	2.068	10:41:32.438
4 -	42.492	27.459	1:09.951	62.16	3.501	10:42:42.389
5 -	43.139	27.011	1:10.150	61.99	3.700	10:43:52.539
6 -	42.099	26.716	1:08.815	63.19	2.365	10:45:01.354
7 -	41.731	26.297	1:08.028	63.92	1.578	10:46:09.382
8 -	40.950	26.604	1:07.554 (3)	64.37	1.104	10:47:16.936
9 -	40.127	26.323	1:06.450 (1)	65.44		10:48:23.386
10 -	40.791	26.483	1:07.274 (2)	64.64	0.824	10:49:30.660

P35 444 600 Micheal HANRAHAN		Yamaha R600 - T G CAD SERVICES				
IDEAL LAP TIME : 1:10.039		BEST LAP TIME : 1:11.149		DIFFERENCE : 1.110		
LAP	SECTOR 1	SECTOR 2	LAP TIME	MPH	DIFF	TIME OF DAY
1 -	47.886	30.501	1:18.387	55.47	7.238	10:37:53.884
2 -	46.349	29.337	1:15.686	57.45	4.537	10:39:09.570
3 -	43.583	27.768	1:11.351	60.94	0.202	10:40:20.921
4 -	43.415	27.837	1:11.252 (2)	61.03	0.103	10:41:32.173
5 -	42.379	28.770	1:11.149 (1)	61.11		10:42:43.322
6 -	43.679	27.660	1:11.339 (3)	60.95	0.190	10:43:54.661

BMCRC - MRO Championships 2022 - Rnd 1 @ Brands Hatch Indy

BMCRC Rookie 600 & 1000

QUALIFYING - BEST SECTORS

SECTOR 1				SECTOR 2				IDEAL / BEST COMPARISON				
POS	NO	NAME	TIME	NO	NAME	TIME	POS	NO	NAME	IDEAL	BEST	DIFF
									PERFECT LAP	52.297		
1	100	CRANSTONE	31.894	100	CRANSTONE	20.403	1	100	CRANSTONE	52.297	52.373	0.076
2	224	HEALEY	32.321	34	CHEESEMAN	20.852	2	224	HEALEY	53.463	53.528	0.065
3	994	BACON	32.441	224	HEALEY	21.142	3	994	BACON	53.588	53.648	0.060
4	19	SHEPPHARD	32.886	994	BACON	21.147	4	34	CHEESEMAN	53.797	54.036	0.239
5	34	CHEESEMAN	32.945	19	SHEPPHARD	21.225	5	19	SHEPPHARD	54.111	54.111	0.000
6	885	HOBBS	33.033	28	BICKNELL	21.695	6	885	HOBBS	54.872	54.872	0.000
7	28	BICKNELL	33.280	46	MARSH	21.788	7	28	BICKNELL	54.975	55.088	0.113
8	10	SMITH	33.690	885	HOBBS	21.839	8	58	NICHOLAS	55.705	55.974	0.269
9	58	NICHOLAS	33.851	58	NICHOLAS	21.854	9	46	MARSH	55.915	56.274	0.359
10	281	FARLEY	34.082	120	GOWER	22.200	10	281	FARLEY	56.304	56.612	0.308
11	46	MARSH	34.127	281	FARLEY	22.222	11	10	SMITH	56.318	56.543	0.225
12	125	CHAM	34.362	125	CHAM	22.451	12	120	GOWER	56.650	56.769	0.119
13	120	GOWER	34.450	222	MERCER	22.453	13	125	CHAM	56.813	56.813	0.000
14	36	MORGAN	34.489	146	MORGAN	22.547	14	36	MORGAN	57.058	57.083	0.025
15	11	BLACKMAN	34.740	177	LAURICELLA	22.560	15	11	BLACKMAN	57.388	57.405	0.017
16	177	LAURICELLA	35.096	36	MORGAN	22.569	16	222	MERCER	57.604	57.604	0.000
17	222	MERCER	35.151	10	SMITH	22.628	17	177	LAURICELLA	57.656	57.833	0.177
18	96	SCOTT	35.236	11	BLACKMAN	22.648	18	146	MORGAN	57.950	57.950	0.000
19	146	MORGAN	35.403	24	STRUTT	23.221	19	96	SCOTT	58.568	58.755	0.187
20	881	LLOYD	35.555	96	SCOTT	23.332	20	881	LLOYD	59.020	59.277	0.257
21	178	CAUGHLIN	36.051	41	COOK	23.398	21	24	STRUTT	59.276	1:00.384	1.108
22	24	STRUTT	36.055	881	LLOYD	23.465	22	261	GREGORIO	59.857	59.857	0.000
23	49	STRILLOZZI	36.174	261	GREGORIO	23.471	23	49	STRILLOZZI	59.973	1:00.237	0.264
24	261	GREGORIO	36.386	640	BREWIN	23.783	24	41	COOK	1:00.132	1:00.132	0.000
25	68	WRIGHT	36.554	49	STRILLOZZI	23.799	25	178	CAUGHLIN	1:00.238	1:00.636	0.398
26	41	COOK	36.734	68	WRIGHT	23.802	26	68	WRIGHT	1:00.356	1:00.423	0.067
27	45	SMITH	36.869	45	SMITH	23.856	27	45	SMITH	1:00.725	1:00.725	0.000
28	37	DAVEY	37.499	178	CAUGHLIN	24.187	28	640	BREWIN	1:01.512	1:01.680	0.168
29	640	BREWIN	37.729	37	DAVEY	24.433	29	37	DAVEY	1:01.932	1:02.119	0.187
30	84	McPHERSON	39.633	888	FAGG	25.247	30	84	McPHERSON	1:04.963	1:05.010	0.047
31	888	FAGG	40.078	84	McPHERSON	25.330	31	888	FAGG	1:05.325	1:05.930	0.605
32	395	NICHOLLS	40.127	395	NICHOLLS	26.297	32	395	NICHOLLS	1:06.424	1:06.450	0.026
33	444	HANRAHAN	42.379	444	HANRAHAN	27.660	33	444	HANRAHAN	1:10.039	1:11.149	1.110
34							34	155	SMITH		56.808	
35							35	69	COKER		57.144	
36												

BMCRC - MRO Championships 2022 - Rnd 1 @ Brands Hatch Indy

BMCRC Rookie 600 & 1000

QUALIFYING - STATISTICS

Competitors Started	36
Planned Start	2022-03-12 @ 10:42:00.000
Actual Start	2022-03-12 @ 10:35:41.146
Finish Time	2022-03-12 @ 10:48:31.085
Track Length	1.2079mi.
Total Laps	346
Total Distance Covered	417.9491mi.

Session Fastest Lap History

NO	CL	NAME	LAP TIME	TIME OF DAY	LAP	VEHICLE
224	1000	Lee HEALEY	1:01.068	10:37:15.922	1	Suzuki GSXR 1000R
100	1000	Sam CRANSTONE	58.494	10:37:20.451	1	Bmw S1000RR
224	1000	Lee HEALEY	56.785	10:38:12.706	2	Suzuki GSXR 1000R
100	1000	Sam CRANSTONE	55.573	10:38:16.023	2	Bmw S1000RR
100	1000	Sam CRANSTONE	55.228	10:39:11.251	3	Bmw S1000RR
100	1000	Sam CRANSTONE	54.606	10:40:05.861	4	Bmw S1000RR
100	1000	Sam CRANSTONE	54.352	10:41:55.754	6	Bmw S1000RR
19	600	Michael SHEPPHARD	54.111	10:42:45.345	6	Kawasaki ZX6R
100	1000	Sam CRANSTONE	53.209	10:42:48.963	7	Bmw S1000RR
100	1000	Sam CRANSTONE	52.977	10:45:31.260	10	Bmw S1000RR
100	1000	Sam CRANSTONE	52.373	10:47:16.822	12	Bmw S1000RR

Flag History

TYPE	TIME OF DAY
GREEN	10:35:41.146
FINISH	10:48:31.085

Flag Statistics

TYPE	COUNT	TOTAL LAPS	TOTAL TIME
Green	1	14	13:56.057
Red	0	0	0.000
Safety Car	0	0	0.000
FCY	0	0	0.000

BMCRC - MRO Championships 2022 - Rnd 1 @ Brands Hatch Indy

BMCRC Rookie 600 & 1000

QUALIFYING - STATISTICS

CLASS : 1000

17 Starters

Fastest Lap History

NO	NAME	LAP TIME	TIME OF DAY	LAP	VEHICLE
224	Lee HEALEY	1:01.068	10:37:15.922	1	Suzuki GSXR 1000R
100	Sam CRANSTONE	58.494	10:37:20.451	1	Bmw S1000RR
224	Lee HEALEY	56.785	10:38:12.706	2	Suzuki GSXR 1000R
100	Sam CRANSTONE	55.573	10:38:16.023	2	Bmw S1000RR
100	Sam CRANSTONE	55.228	10:39:11.251	3	Bmw S1000RR
100	Sam CRANSTONE	54.606	10:40:05.861	4	Bmw S1000RR
100	Sam CRANSTONE	54.352	10:41:55.754	6	Bmw S1000RR
100	Sam CRANSTONE	53.209	10:42:48.963	7	Bmw S1000RR
100	Sam CRANSTONE	52.977	10:45:31.260	10	Bmw S1000RR
100	Sam CRANSTONE	52.373	10:47:16.822	12	Bmw S1000RR

BMCRC - MRO Championships 2022 - Rnd 1 @ Brands Hatch Indy

BMCRC Rookie 600 & 1000

QUALIFYING - STATISTICS

CLASS : 600

19 Starters

Fastest Lap History

NO	NAME	LAP TIME	TIME OF DAY	LAP	VEHICLE
155	Eliot SMITH	1:04.349	10:37:19.629	1	Honda CBR600RR
19	Michael SHEPPHARD	59.166	10:37:59.834	1	Kawasaki ZX6R
155	Eliot SMITH	58.959	10:39:19.823	3	Honda CBR600RR
19	Michael SHEPPHARD	56.813	10:39:58.865	3	Kawasaki ZX6R
994	Scott BACON	56.483	10:40:32.899	3	Yamaha R6
19	Michael SHEPPHARD	55.760	10:41:51.232	5	Kawasaki ZX6R
994	Scott BACON	55.373	10:42:25.486	5	Yamaha R6
19	Michael SHEPPHARD	54.111	10:42:45.345	6	Kawasaki ZX6R
994	Scott BACON	53.648	10:44:14.764	7	Yamaha R6

BMCRC - MRO Championships 2022 - Rnd 1 @ Brands Hatch Indy

BMCRC Rookie 600 & 1000

RACE 8 - GRID (10 Laps)



CONTRACTORS LTD

ROW 14	42		41		40	444 Micheal HANRAHAN	1:11.149			
ROW 13		39	395 William NICHOLLS	1:06.450	38	178 Tom CAUGHLIN	1:00.636			
					37	68 Aaron WRIGHT	1:00.423			
ROW 12	36	24 Mark STRUTT	1:00.384	35	49 Marco STRILLOZZI	1:00.237	34	41 Toby COOK	1:00.132	
ROW 11		33	881 Selwyn LLOYD	59.277	32	177 Calogero LAURICELLA	57.833	31	11 Darren BLACKMAN	57.405
ROW 10	30	155 Eliot SMITH	56.808	29	120 James GOWER	56.769	28	10 Glenn SMITH	56.543	
ROW 9		27	46 Pete MARSH	56.274	26	58 Paul NICHOLAS	55.974	25	28 Craig BICKNELL	55.088
ROW 8	24	885 Oliver HOBBS	54.872	23	19 Michael SHEPPHARD	54.111	22	994 Scott BACON	53.648	
ROW 7		21			20			19		
ROW 6	18			17	23 Harry HINCHCLIFFE		16	888 Paul FAGG	1:05.930	
ROW 5		15	84 Colin McPHERSON	1:05.010	14	37 Adam DAVEY	1:02.119	13	640 Dominic BREWIN	1:01.680
ROW 4	12	45 Glenn SMITH	1:00.725	11	261 Roberto Di GREGORIO	59.857	10	96 Peter SCOTT	58.755	
ROW 3		9	146 David MORGAN	57.950	8	222 Daniel MERCER	57.604	7	69 Alfie COKER	57.144
ROW 2	6	36 Alan MORGAN	57.083	5	125 Matthew CHAM	56.813	4	281 Daniel FARLEY	56.612	
ROW 1		3	34 Ben CHEESEMAN	54.036	2	224 Lee HEALEY	53.528	1	100 Sam CRANSTONE	52.373
									Pole	

Brands Hatch Indy: 1.2079 miles

These results are provisional until the conclusion of any judicial and technical matters.

Clerk Of Course :	Stewards :	Timekeeper : Craig Smith
-------------------	------------	--------------------------

Results can be found at www.tsl-timing.com

Printed - 10:51 Saturday, 12 March 2022



BMCRC - MRO Championships 2022 - Rnd 1 @ Brands Hatch Indy

BMCRC Rookie 600 & 1000

RACE 8 - CLASSIFICATION



CONTRACTORS LTD

POS	NO	CL	PIC NAME	ENTRY	LAPS	TIME	GAP	DIFF	MPH	BEST	ON
1	100	1000	1 Sam CRANSTONE	Bmw S1000RR -	10	8:52.653			81.64	51.565	10
2	224	1000	2 Lee HEALEY	Suzuki GSXR 1000R - F-Tech Fire & Electrical Ltd	10	9:02.913	10.260	10.260	80.09	53.010	10
3	34	1000	3 Ben CHEESEMAN	Kawasaki ZX10RR -	10	9:10.831	18.178	7.918	78.94	53.057	10
4	69	1000	4 Alfie COKER	Kawasaki ZX10R - Elmech LTD	10	9:29.525	36.872	18.694	76.35	54.653	9
5	125	1000	5 Matthew CHAM	Kawasaki ZX10R -	10	9:30.098	37.445	0.573	76.27	55.546	2
6	281	1000	6 Daniel FARLEY	Suzuki GSXR - F-tech	10	9:41.572	48.919	11.474	74.77	56.057	9
7	36	1000	7 Alan MORGAN	Suzuki GSXR 1000 -	10	9:42.469	49.816	0.897	74.65	56.192	4
8	45	1000	8 Glenn SMITH	Kawasaki ZX10R -	10	9:42.849	50.196	0.380	74.60	56.157	7
9	28	600	1 Craig BICKNELL	Yamaha R6 - On Point Security LTD	10	9:43.105	50.452	0.256	74.57	54.121	7
10	146	1000	9 David MORGAN	Yamaha R1 -	10	9:43.487	50.834	0.382	74.52	56.304	7
11	19*	600	2 Michael SHEPPHARD	Kawasaki ZX6R - RTR Performance	10	9:53.249	1:00.596	9.762	73.30	52.541	7
12	46	600	3 Pete MARSH	Kawasaki ZX6R - Zipped Up Racing	9	8:52.769	1 Lap	1 Lap	73.46	54.279	9
13	885	600	4 Oliver HOBBS	Kawasaki ZX6R -	9	8:56.184	1 Lap	3.415	72.99	54.466	9
14	120	600	5 James GOWER	Yamaha R6 - TeamRubyRacing	9	9:00.419	1 Lap	4.235	72.42	55.626	5
15	96	1000	10 Peter SCOTT	Suzuki GSXR750 - South Hill MOT Centre	9	9:02.992	1 Lap	2.573	72.07	57.258	9
16	37	1000	11 Adam DAVEY	BMW S1000RR -	9	9:04.176	1 Lap	1.184	71.92	57.920	7
17	177	600	6 Calogero LAURICELLA	Kawasaki 636 -	9	9:04.655	1 Lap	0.479	71.85	55.094	7
18	10	600	7 Glenn SMITH	Suzuki GSXR - AOR Alex Olsen Racing	9	9:04.710	1 Lap	0.055	71.85	55.928	9
19	58	600	8 Paul NICHOLAS	Yamaha YZF R6 - Harris Autos Repairs	9	9:05.469	1 Lap	0.759	71.75	54.590	9
20	155	600	9 Eliot SMITH	Honda CBR600RR - Pro-Moto Europe Ltd	9	9:07.460	1 Lap	1.991	71.48	56.298	3
21	24	600	10 Mark STRUTT	Yamaha R6 - Myself	9	9:07.752	1 Lap	0.292	71.45	55.569	9
22	640	1000	12 Dominic BREWIN	Suzuki GSXR 1000 - The Crown Inn - Heather	9	9:11.923	1 Lap	4.171	70.91	59.227	8
23	41	600	11 Toby COOK	Triumph DAYTONA - Brixham Bodyworks	9	9:15.264	1 Lap	3.341	70.48	56.427	4
24	11	600	12 Darren BLACKMAN	Yamaha R6 -	9	9:20.140	1 Lap	4.876	69.87	58.001	4
25	84	1000	13 Colin McPHERSON	Kawasaki ZX10R -	9	9:32.599	1 Lap	12.459	68.35	1:01.539	7
26	178	600	13 Tom CAUGHLIN	Triumph 675R DAYTONA -	9	9:33.178	1 Lap	0.579	68.28	58.616	7
27	888	1000	14 Paul FAGG	Yamaha R1 4C8 -	9	9:38.877	1 Lap	5.699	67.60	1:02.151	7
28	881	600	14 Selwyn LLOYD	Honda CBR600RR -	9	9:40.157	1 Lap	1.280	67.46	59.520	8
29	49	600	15 Marco STRILLOZZI	Yamaha R6 -	9	9:44.210	1 Lap	4.053	66.99	59.437	6
30	68	600	16 Aaron WRIGHT	Yamaha R6 - AB Professionals Ltd	9	9:46.761	1 Lap	2.551	66.70	1:00.485	2
31	395	600	17 William NICHOLLS	Suzuki GSXR 600 -	8	9:32.818	2 Laps	1 Lap	60.73	1:04.920	6
32	444	600	18 Micheal HANRAHAN	Yamaha R600 - T G CAD SERVICES	8	9:43.401	2 Laps	10.583	59.63	1:07.164	7

NOT CLASSIFIED

DNF	23	1000	Harry HINCHCLIFFE	Kawasaki ZX10R -	3	3:36.001	7 Laps	5 Laps	60.39	56.488	2
DNF	261	1000	Roberto Di GREGORIO	Ducati 899 PANIGALE -	1	1:17.823	9 Laps	2 Laps	55.87		
DNF	222	1000	Daniel MERCER	Honda CBR1000RR - none	0						
DNF	994	600	Scott BACON	Yamaha R6 -	0						

FASTEST LAP

100	1000	Sam CRANSTONE	Bmw S1000RR -	10	51.565	84.33 mph	135.71 kph
19	600	Michael SHEPPHARD	Kawasaki ZX6R - RTR Performance	7	52.541	82.76 mph	133.19 kph

* Bike 19 - 10 second penalty - jump start

* Bike 19 - 10 second penalty - yellow flag infringement

Class 1000 - 92.5% of Race Speed = 75.51 mph

Class 600 - 92.5% of Race Speed = 68.97 mph

Weather / Track : Cloudy / Dry

These results are provisional until the conclusion of any judicial and technical matters.

Race Distance: 10 Laps / 12.07 miles

Brands Hatch Indy: 1.2079 miles

Date: 12/03/2022 Start: 13:55 Finish: 14:04

Clerk Of Course :	Stewards :	Timekeeper : Craig Smith
-------------------	------------	--------------------------

Results can be found at www.tsl-timing.com

Printed - 14:08 Saturday, 12 March 2022



BMCRC - MRO Championships 2022 - Rnd 1 @ Brands Hatch Indy

BMCRC Rookie 600 & 1000

RACE 8 - LAP CHART

28	50.452	56.757
444	2 Laps	1:09.224
146	50.834	57.919
49	1 Lap	1:00.038
68	1 Lap	1:01.857

BMCRC - MRO Championships 2022 - Rnd 1 @ Brands Hatch Indy

BMCRC Rookie 600 & 1000

RACE 8 - SECTOR ANALYSIS



SECTOR 1 = FL to I1, SECTOR 2 = I1 to FL, DIFF = Difference To Personal Best Lap, P = Crossed Finish Line in Pit Lane, D = Time Disallowed

P1		100	1000	Sam CRANSTONE	Bmw S1000RR -		
IDEAL LAP TIME : 51.565		BEST LAP TIME : 51.565		DIFFERENCE : 0.000			
LAP	SECTOR 1	SECTOR 2		LAP TIME	MPH	DIFF	TIME OF DAY
1 -		20.763		56.885	76.44	5.320	13:56:15.433
2 -	31.654	20.587		52.241 (2)	83.24	0.676	13:57:07.674
3 -	31.796	20.612		52.408 (3)	82.97	0.843	13:58:00.082
4 -	31.947	20.596		52.543	82.76	0.978	13:58:52.625
5 -	32.025	21.013		53.038	81.99	1.473	13:59:45.663
6 -	32.440	22.606		55.046	78.99	3.481	14:00:40.709
7 -	31.960	21.566		53.526	81.24	1.961	14:01:34.235
8 -	32.271	20.491		52.762	82.41	1.197	14:02:26.997
9 -	32.195	20.444		52.639	82.61	1.074	14:03:19.636
10 -	31.296	20.269		51.565 (1)	84.33		14:04:11.201

P2		224	1000	Lee HEALEY	Suzuki GSXR 1000R - F-Tech Fire & Electrical Ltd		
IDEAL LAP TIME : 52.737		BEST LAP TIME : 53.010		DIFFERENCE : 0.273			
LAP	SECTOR 1	SECTOR 2		LAP TIME	MPH	DIFF	TIME OF DAY
1 -		21.063		58.290	74.60	5.280	13:56:16.838
2 -	32.501	20.806		53.307 (3)	81.57	0.297	13:57:10.145
3 -	33.368	21.530		54.898	79.21	1.888	13:58:05.043
4 -	32.781	21.900		54.681	79.52	1.671	13:58:59.724
5 -	32.932	21.196		54.128	80.33	1.118	13:59:53.852
6 -	32.389	20.801		53.190 (2)	81.75	0.180	14:00:47.042
7 -	32.655	20.843		53.498	81.28	0.488	14:01:40.540
8 -	32.241	21.299		53.540	81.22	0.530	14:02:34.080
9 -	33.240	21.131		54.371	79.98	1.361	14:03:28.451
10 -	31.936	21.074		53.010 (1)	82.03		14:04:21.461

P3		34	1000	Ben CHEESEMAN	Kawasaki ZX10RR -		
IDEAL LAP TIME : 53.036		BEST LAP TIME : 53.057		DIFFERENCE : 0.021			
LAP	SECTOR 1	SECTOR 2		LAP TIME	MPH	DIFF	TIME OF DAY
1 -		22.273		1:03.681	68.28	10.624	13:56:22.229
2 -	34.054	21.253		55.307	78.62	2.250	13:57:17.536
3 -	32.528	21.145		53.673	81.02	0.616	13:58:11.209
4 -	32.863	20.999		53.862	80.73	0.805	13:59:05.071
5 -	32.111	20.953		53.064 (2)	81.95	0.007	13:59:58.135
6 -	32.753	21.394		54.147	80.31	1.090	14:00:52.282
7 -	32.310	21.329		53.639 (3)	81.07	0.582	14:01:45.921
8 -	32.748	21.912		54.660	79.55	1.603	14:02:40.581
9 -	33.338	22.403		55.741	78.01	2.684	14:03:36.322
10 -	32.132	20.925		53.057 (1)	81.96		14:04:29.379

P4		69	1000	Alfie COKER	Kawasaki ZX10R - Elmech LTD		
IDEAL LAP TIME : 54.653		BEST LAP TIME : 54.653		DIFFERENCE : 0.000			
LAP	SECTOR 1	SECTOR 2		LAP TIME	MPH	DIFF	TIME OF DAY
1 -		22.886		1:03.211	68.79	8.558	13:56:21.759
2 -	34.766	22.315		57.081	76.18	2.428	13:57:18.840
3 -	34.535	22.468		57.003	76.28	2.350	13:58:15.843
4 -	34.641	22.379		57.020	76.26	2.367	13:59:12.863
5 -	34.591	22.442		57.033	76.24	2.380	14:00:09.896
6 -	34.604	21.842		56.446	77.04	1.793	14:01:06.342
7 -	33.754	22.157		55.911 (3)	77.77	1.258	14:02:02.253
8 -	33.120	22.008		55.128 (2)	78.88	0.475	14:02:57.381
9 -	32.920	21.733		54.653 (1)	79.56		14:03:52.034
10 -	33.618	22.421		56.039	77.59	1.386	14:04:48.073

BMCRC - MRO Championships 2022 - Rnd 1 @ Brands Hatch Indy

BMCRC Rookie 600 & 1000

RACE 8 - SECTOR ANALYSIS



SECTOR 1 = FL to I1, SECTOR 2 = I1 to FL, DIFF = Difference To Personal Best Lap, P = Crossed Finish Line in Pit Lane, D = Time Disallowed

P5		125	1000	Matthew CHAM	Kawasaki ZX10R -		
IDEAL LAP TIME : 55.546		BEST LAP TIME : 55.546		DIFFERENCE : 0.000			
LAP	SECTOR 1	SECTOR 2	LAP TIME	MPH	DIFF	TIME OF DAY	
1 -		21.785	1:00.141	72.30	4.595	13:56:18.689	
2 -	33.774	21.772	55.546 (1)	78.28		13:57:14.235	
3 -	33.887	22.102	55.989 (2)	77.66	0.443	13:58:10.224	
4 -	34.988	22.060	57.048	76.22	1.502	13:59:07.272	
5 -	34.399	21.962	56.361 (3)	77.15	0.815	14:00:03.633	
6 -	34.993	22.847	57.840	75.18	2.294	14:01:01.473	
7 -	34.584	22.609	57.193	76.03	1.647	14:01:58.666	
8 -	34.561	22.350	56.911	76.41	1.365	14:02:55.577	
9 -	34.264	22.244	56.508	76.95	0.962	14:03:52.085	
10 -	34.179	22.382	56.561	76.88	1.015	14:04:48.646	

P6		281	1000	Daniel FARLEY	Suzuki GSXR - F-tech		
IDEAL LAP TIME : 55.674		BEST LAP TIME : 56.057		DIFFERENCE : 0.383			
LAP	SECTOR 1	SECTOR 2	LAP TIME	MPH	DIFF	TIME OF DAY	
1 -		23.487	1:07.176	64.73	11.119	13:56:25.724	
2 -	35.472	22.270	57.742	75.31	1.685	13:57:23.466	
3 -	35.158	22.395	57.553	75.55	1.496	13:58:21.019	
4 -	34.473	22.788	57.261	75.94	1.204	13:59:18.280	
5 -	35.099	23.291	58.390	74.47	2.333	14:00:16.670	
6 -	35.093	22.549	57.642	75.44	1.585	14:01:14.312	
7 -	34.440	21.920	56.360 (2)	77.15	0.303	14:02:10.672	
8 -	34.278	22.283	56.561 (3)	76.88	0.504	14:03:07.233	
9 -	33.754	22.303	56.057 (1)	77.57		14:04:03.290	
10 -	34.181	22.649	56.830	76.51	0.773	14:05:00.120	

P7		36	1000	Alan MORGAN	Suzuki GSXR 1000 -		
IDEAL LAP TIME : 56.104		BEST LAP TIME : 56.192		DIFFERENCE : 0.088			
LAP	SECTOR 1	SECTOR 2	LAP TIME	MPH	DIFF	TIME OF DAY	
1 -		23.358	1:06.754	65.14	10.562	13:56:25.302	
2 -	35.276	22.685	57.961	75.02	1.769	13:57:23.263	
3 -	36.619	22.700	59.319	73.30	3.127	13:58:22.582	
4 -	34.099	22.093	56.192 (1)	77.38		13:59:18.774	
5 -	35.219	22.971	58.190	74.73	1.998	14:00:16.964	
6 -	34.349	22.372	56.721	76.66	0.529	14:01:13.685	
7 -	34.011	22.341	56.352 (3)	77.16	0.160	14:02:10.037	
8 -	35.389	22.158	57.547	75.56	1.355	14:03:07.584	
9 -	34.034	22.247	56.281 (2)	77.26	0.089	14:04:03.865	
10 -	35.036	22.116	57.152	76.08	0.960	14:05:01.017	

P8		45	1000	Glenn SMITH	Kawasaki ZX10R -		
IDEAL LAP TIME : 56.157		BEST LAP TIME : 56.157		DIFFERENCE : 0.000			
LAP	SECTOR 1	SECTOR 2	LAP TIME	MPH	DIFF	TIME OF DAY	
1 -		23.266	1:06.414	65.47	10.257	13:56:24.962	
2 -	35.285	22.859	58.144	74.79	1.987	13:57:23.106	
3 -	36.418	22.842	59.260	73.38	3.103	13:58:22.366	
4 -	35.019	22.524	57.543	75.57	1.386	13:59:19.909	
5 -	34.774	22.855	57.629	75.45	1.472	14:00:17.538	
6 -	34.970	22.597	57.567	75.53	1.410	14:01:15.105	
7 -	34.118	22.039	56.157 (1)	77.43		14:02:11.262	
8 -	34.894	22.210	57.104	76.15	0.947	14:03:08.366	
9 -	34.135	22.127	56.262 (2)	77.29	0.105	14:04:04.628	
10 -	34.520	22.249	56.769 (3)	76.60	0.612	14:05:01.397	

BMCRC - MRO Championships 2022 - Rnd 1 @ Brands Hatch Indy

BMCRC Rookie 600 & 1000

RACE 8 - SECTOR ANALYSIS



SECTOR 1 = FL to I1, SECTOR 2 = I1 to FL, DIFF = Difference To Personal Best Lap, P = Crossed Finish Line in Pit Lane, D = Time Disallowed

P9 28 600		Craig BICKNELL		Yamaha R6 - On Point Security LTD		
IDEAL LAP TIME : 53.840		BEST LAP TIME : 54.121		DIFFERENCE : 0.281		
LAP	SECTOR 1	SECTOR 2	LAP TIME	MPH	DIFF	TIME OF DAY
1 -		21.480	1:28.284	49.25	34.163	13:56:46.832
2 -	33.826	21.243	55.069	78.96	0.948	13:57:41.901
3 -	33.057	21.686	54.743	79.43	0.622	13:58:36.644
4 -	32.727	21.768	54.495	79.79	0.374	13:59:31.139
5 -	33.073	23.009	56.082	77.54	1.961	14:00:27.221
6 -	33.100	21.382	54.482 (3)	79.81	0.361	14:01:21.703
7 -	33.008	21.113	54.121 (1)	80.34		14:02:15.824
8 -	32.733	21.592	54.325 (2)	80.04	0.204	14:03:10.149
9 -	32.938	21.809	54.747	79.43	0.626	14:04:04.896
10 -	34.695	22.062	56.757	76.61	2.636	14:05:01.653

P10 146 1000		David MORGAN		Yamaha R1 -		
IDEAL LAP TIME : 56.087		BEST LAP TIME : 56.304		DIFFERENCE : 0.217		
LAP	SECTOR 1	SECTOR 2	LAP TIME	MPH	DIFF	TIME OF DAY
1 -		23.569	1:07.508	64.41	11.204	13:56:26.056
2 -	35.527	22.171	57.698	75.36	1.394	13:57:23.754
3 -	36.316	22.838	59.154	73.51	2.850	13:58:22.908
4 -	34.706	22.005	56.711	76.68	0.407	13:59:19.619
5 -	34.708	22.918	57.626	75.46	1.322	14:00:17.245
6 -	34.470	22.216	56.686 (3)	76.71	0.382	14:01:13.931
7 -	34.172	22.132	56.304 (1)	77.23		14:02:10.235
8 -	35.648	21.915	57.563	75.54	1.259	14:03:07.798
9 -	34.198	22.120	56.318 (2)	77.21	0.014	14:04:04.116
10 -	35.358	22.561	57.919	75.08	1.615	14:05:02.035

P11 19 600		Michael SHEPPHARD		Kawasaki ZX6R - RTR Performance		
IDEAL LAP TIME : 52.408		BEST LAP TIME : 52.541		DIFFERENCE : 0.133		
LAP	SECTOR 1	SECTOR 2	LAP TIME	MPH	DIFF	TIME OF DAY
1 -		21.557	1:26.885	50.04	34.344	13:56:45.433
2 -	34.660	21.333	55.993	77.66	3.452	13:57:41.426
3 -	32.909	22.013	54.922	79.17	2.381	13:58:36.348
4 -	32.100	22.554	54.654	79.56	2.113	13:59:31.002
5 -	33.160	21.985	55.145	78.85	2.604	14:00:26.147
6 -	32.056	21.195	53.251	81.66	0.710	14:01:19.398
7 -	31.844	20.697	52.541 (1)	82.76		14:02:11.939
8 -	33.084	20.687	53.771	80.87	1.230	14:03:05.710
9 -	32.404	20.571	52.975 (2)	82.08	0.434	14:03:58.685
10 -	32.548	20.564	53.112 (3)	81.87	0.571	14:04:51.797

P12 46 600		Pete MARSH		Kawasaki ZX6R - Zipped Up Racing		
IDEAL LAP TIME : 54.279		BEST LAP TIME : 54.279		DIFFERENCE : 0.000		
LAP	SECTOR 1	SECTOR 2	LAP TIME	MPH	DIFF	TIME OF DAY
1 -		22.538	1:31.806	47.36	37.527	13:56:50.354
2 -	33.671	21.601	55.272	78.67	0.993	13:57:45.626
3 -	33.128	21.698	54.826	79.31	0.547	13:58:40.452
4 -	34.156	22.283	56.439	77.04	2.160	13:59:36.891
5 -	33.221	21.325	54.546 (2)	79.72	0.267	14:00:31.437
6 -	34.014	21.836	55.850	77.86	1.571	14:01:27.287
7 -	33.679	21.415	55.094	78.93	0.815	14:02:22.381
8 -	33.195	21.462	54.657 (3)	79.56	0.378	14:03:17.038
9 -	33.024	21.255	54.279 (1)	80.11		14:04:11.317

BMCRC - MRO Championships 2022 - Rnd 1 @ Brands Hatch Indy

BMCRC Rookie 600 & 1000

RACE 8 - SECTOR ANALYSIS



SECTOR 1 = FL to I1, SECTOR 2 = I1 to FL, DIFF = Difference To Personal Best Lap, P = Crossed Finish Line in Pit Lane, D = Time Disallowed

P13 885 600		Oliver HOBBS		Kawasaki ZX6R -			
IDEAL LAP TIME : 54.439		BEST LAP TIME : 54.466		DIFFERENCE : 0.027			
LAP	SECTOR 1	SECTOR 2	LAP TIME	MPH	DIFF	TIME OF DAY	
1 -		23.122	1:32.116	47.20	37.650	13:56:50.664	
2 -	34.513	22.229	56.742	76.63	2.276	13:57:47.406	
3 -	33.211	22.256	55.467	78.39	1.001	13:58:42.873	
4 -	33.370	22.535	55.905	77.78	1.439	13:59:38.778	
5 -	32.987	22.022	55.009 (3)	79.05	0.543	14:00:33.787	
6 -	33.486	23.081	56.567	76.87	2.101	14:01:30.354	
7 -	32.666	22.360	55.026	79.02	0.560	14:02:25.380	
8 -	33.091	21.795	54.886 (2)	79.22	0.420	14:03:20.266	
9 -	32.644	21.822	54.466 (1)	79.84		14:04:14.732	

P14 120 600		James GOWER		Yamaha R6 - TeamRubyRacing			
IDEAL LAP TIME : 55.538		BEST LAP TIME : 55.626		DIFFERENCE : 0.088			
LAP	SECTOR 1	SECTOR 2	LAP TIME	MPH	DIFF	TIME OF DAY	
1 -		22.819	1:31.511	47.51	35.885	13:56:50.059	
2 -	34.781	22.327	57.108	76.14	1.482	13:57:47.167	
3 -	34.159	22.134	56.293	77.24	0.667	13:58:43.460	
4 -	33.871	22.119	55.990	77.66	0.364	13:59:39.450	
5 -	33.583	22.043	55.626 (1)	78.17		14:00:35.076	
6 -	33.848	21.963	55.811 (3)	77.91	0.185	14:01:30.887	
7 -	34.085	22.003	56.088	77.53	0.462	14:02:26.975	
8 -	33.989	22.318	56.307	77.23	0.681	14:03:23.282	
9 -	33.730	21.955	55.685 (2)	78.09	0.059	14:04:18.967	

P15 96 1000		Peter SCOTT		Suzuki GSXR750 - South Hill MOT Centre			
IDEAL LAP TIME : 57.206		BEST LAP TIME : 57.258		DIFFERENCE : 0.052			
LAP	SECTOR 1	SECTOR 2	LAP TIME	MPH	DIFF	TIME OF DAY	
1 -			1:10.437	61.73	13.179	13:56:28.985	
2 -			1:01.105	71.16	3.847	13:57:30.090	
3 -	36.782	23.569	1:00.351	72.05	3.093	13:58:30.441	
4 -	35.504	23.177	58.681	74.10	1.423	13:59:29.122	
5 -			59.033	73.66	1.775	14:00:28.155	
6 -	35.237	24.762	59.999	72.47	2.741	14:01:28.154	
7 -	34.367	23.150	57.517 (2)	75.60	0.259	14:02:25.671	
8 -			58.611 (3)	74.19	1.353	14:03:24.282	
9 -	34.419	22.839	57.258 (1)	75.94		14:04:21.540	

P16 37 1000		Adam DAVEY		BMW S1000RR -			
IDEAL LAP TIME : 57.920		BEST LAP TIME : 57.920		DIFFERENCE : 0.000			
LAP	SECTOR 1	SECTOR 2	LAP TIME	MPH	DIFF	TIME OF DAY	
1 -		24.926	1:09.994	62.12	12.074	13:56:28.542	
2 -	37.102	23.930	1:01.032	71.25	3.112	13:57:29.574	
3 -	36.720	23.797	1:00.517	71.85	2.597	13:58:30.091	
4 -	35.403	23.059	58.462 (3)	74.38	0.542	13:59:28.553	
5 -	35.254	23.901	59.155	73.51	1.235	14:00:27.708	
6 -	34.997	23.842	58.839	73.90	0.919	14:01:26.547	
7 -	34.951	22.969	57.920 (1)	75.07		14:02:24.467	
8 -	36.343	23.564	59.907	72.58	1.987	14:03:24.374	
9 -	35.187	23.163	58.350 (2)	74.52	0.430	14:04:22.724	

BMCRC - MRO Championships 2022 - Rnd 1 @ Brands Hatch Indy

BMCRC Rookie 600 & 1000

RACE 8 - SECTOR ANALYSIS



SECTOR 1 = FL to I1, SECTOR 2 = I1 to FL, DIFF = Difference To Personal Best Lap, P = Crossed Finish Line in Pit Lane, D = Time Disallowed

P17 177 600		Calogero LAURICELLA		Kawasaki 636 -		
IDEAL LAP TIME : 54.886		BEST LAP TIME : 55.094		DIFFERENCE : 0.208		
LAP	SECTOR 1	SECTOR 2	LAP TIME	MPH	DIFF	TIME OF DAY
1 -		23.499	1:34.290	46.11	39.196	13:56:52.838
2 -	34.673	23.020	57.693	75.37	2.599	13:57:50.531
3 -	34.282	22.634	56.916	76.40	1.822	13:58:47.447
4 -	33.520	22.111	55.631 (3)	78.16	0.537	13:59:43.078
5 -	35.117	22.983	58.100	74.84	3.006	14:00:41.178
6 -	33.531	22.214	55.745	78.00	0.651	14:01:36.923
7 -	33.276	21.818	55.094 (1)	78.93		14:02:32.017
8 -	33.068	22.166	55.234 (2)	78.73	0.140	14:03:27.251
9 -	33.926	22.026	55.952	77.72	0.858	14:04:23.203

P18 10 600		Glenn SMITH		Suzuki GSXR - AOR Alex Olsen Racing		
IDEAL LAP TIME : 55.861		BEST LAP TIME : 55.928		DIFFERENCE : 0.067		
LAP	SECTOR 1	SECTOR 2	LAP TIME	MPH	DIFF	TIME OF DAY
1 -		23.198	1:30.830	47.87	34.902	13:56:49.378
2 -	34.278	22.976	57.254	75.95	1.326	13:57:46.632
3 -	33.920	22.878	56.798	76.56	0.870	13:58:43.430
4 -	34.338	22.801	57.139	76.10	1.211	13:59:40.569
5 -	34.153	22.785	56.938	76.37	1.010	14:00:37.507
6 -	33.497	23.139	56.636 (3)	76.78	0.708	14:01:34.143
7 -	33.861	22.926	56.787	76.57	0.859	14:02:30.930
8 -	33.660	22.740	56.400 (2)	77.10	0.472	14:03:27.330
9 -	33.564	22.364	55.928 (1)	77.75		14:04:23.258

P19 58 600		Paul NICHOLAS		Yamaha YZF R6 - Harris Autos Repairs		
IDEAL LAP TIME : 54.580		BEST LAP TIME : 54.590		DIFFERENCE : 0.010		
LAP	SECTOR 1	SECTOR 2	LAP TIME	MPH	DIFF	TIME OF DAY
1 -		23.028	1:38.517	44.14	43.927	13:56:57.065
2 -	35.349	22.914	58.263	74.63	3.673	13:57:55.328
3 -	34.929	21.919	56.848	76.49	2.258	13:58:52.176
4 -	33.609	21.611	55.220 (3)	78.75	0.630	13:59:47.396
5 -	33.516	22.285	55.801	77.93	1.211	14:00:43.197
6 -	34.021	21.459	55.480	78.38	0.890	14:01:38.677
7 -	33.392	21.284	54.676 (2)	79.53	0.086	14:02:33.353
8 -	33.943	22.131	56.074	77.55	1.484	14:03:29.427
9 -	33.402	21.188	54.590 (1)	79.65		14:04:24.017

P20 155 600		Eliot SMITH		Honda CBR600RR - Pro-Moto Europe Ltd		
IDEAL LAP TIME : 55.816		BEST LAP TIME : 56.298		DIFFERENCE : 0.482		
LAP	SECTOR 1	SECTOR 2	LAP TIME	MPH	DIFF	TIME OF DAY
1 -		22.550	1:32.401	47.06	36.103	13:56:50.949
2 -	34.793	22.136	56.929	76.38	0.631	13:57:47.878
3 -	34.334	21.964	56.298 (1)	77.24		13:58:44.176
4 -	33.852	22.637	56.489 (2)	76.98	0.191	13:59:40.665
5 -	35.393	22.464	57.857	75.16	1.559	14:00:38.522
6 -	34.385	22.507	56.892	76.43	0.594	14:01:35.414
7 -	33.946	22.562	56.508 (3)	76.95	0.210	14:02:31.922
8 -	34.982	22.394	57.376	75.79	1.078	14:03:29.298
9 -	34.422	22.288	56.710	76.68	0.412	14:04:26.008

BMCRC - MRO Championships 2022 - Rnd 1 @ Brands Hatch Indy

BMCRC Rookie 600 & 1000

RACE 8 - SECTOR ANALYSIS



SECTOR 1 = FL to I1, SECTOR 2 = I1 to FL, DIFF = Difference To Personal Best Lap, P = Crossed Finish Line in Pit Lane, D = Time Disallowed

P21 24 600		Mark STRUTT		Yamaha R6 - Myself		
IDEAL LAP TIME : 55.475		BEST LAP TIME : 55.569		DIFFERENCE : 0.094		
LAP	SECTOR 1	SECTOR 2	LAP TIME	MPH	DIFF	TIME OF DAY
1 -		23.734	1:33.967	46.27	38.398	13:56:52.515
2 -	35.663	23.031	58.694	74.08	3.125	13:57:51.209
3 -	34.455	22.488	56.943	76.36	1.374	13:58:48.152
4 -	33.892	22.056	55.948 (2)	77.72	0.379	13:59:44.100
5 -	34.383	23.273	57.656	75.42	2.087	14:00:41.756
6 -	33.929	22.199	56.128 (3)	77.47	0.559	14:01:37.884
7 -	34.484	21.902	56.386	77.12	0.817	14:02:34.270
8 -	34.867	21.594	56.461	77.01	0.892	14:03:30.731
9 -	33.986	21.583	55.569 (1)	78.25		14:04:26.300

P22 640 1000		Dominic BREWIN		Suzuki GSXR 1000 - The Crown Inn - Heather		
IDEAL LAP TIME : 58.896		BEST LAP TIME : 59.227		DIFFERENCE : 0.331		
LAP	SECTOR 1	SECTOR 2	LAP TIME	MPH	DIFF	TIME OF DAY
1 -		24.544	1:10.649	61.55	11.422	13:56:29.197
2 -	37.737	23.673	1:01.410	70.81	2.183	13:57:30.607
3 -	37.051	23.575	1:00.626	71.72	1.399	13:58:31.233
4 -	36.857	23.025	59.882 (3)	72.61	0.655	13:59:31.115
5 -	36.028	23.423	59.451 (2)	73.14	0.224	14:00:30.566
6 -	36.153	23.734	59.887	72.61	0.660	14:01:30.453
7 -	36.604	23.304	59.908	72.58	0.681	14:02:30.361
8 -	35.871	23.356	59.227 (1)	73.42		14:03:29.588
9 -	37.480	23.403	1:00.883	71.42	1.656	14:04:30.471

P23 41 600		Toby COOK		Triumph DAYTONA - Brixham Bodyworks		
IDEAL LAP TIME : 56.427		BEST LAP TIME : 56.427		DIFFERENCE : 0.000		
LAP	SECTOR 1	SECTOR 2	LAP TIME	MPH	DIFF	TIME OF DAY
1 -		23.718	1:36.140	45.23	39.713	13:56:54.688
2 -	35.426	22.433	57.859	75.15	1.432	13:57:52.547
3 -	34.453	22.325	56.778 (2)	76.58	0.351	13:58:49.325
4 -	34.159	22.268	56.427 (1)	77.06		13:59:45.752
5 -	34.523	22.435	56.958 (3)	76.34	0.531	14:00:42.710
6 -	35.394	22.560	57.954	75.03	1.527	14:01:40.664
7 -	35.200	22.716	57.916	75.08	1.489	14:02:38.580
8 -	35.133	23.026	58.159	74.77	1.732	14:03:36.739
9 -	34.487	22.586	57.073	76.19	0.646	14:04:33.812

P24 11 600		Darren BLACKMAN		Yamaha R6 -		
IDEAL LAP TIME : 57.570		BEST LAP TIME : 58.001		DIFFERENCE : 0.431		
LAP	SECTOR 1	SECTOR 2	LAP TIME	MPH	DIFF	TIME OF DAY
1 -		23.656	1:33.705	46.40	35.704	13:56:52.253
2 -	35.800	23.010	58.810	73.94	0.809	13:57:51.063
3 -	35.329	22.679	58.008 (2)	74.96	0.007	13:58:49.071
4 -	35.116	22.885	58.001 (1)	74.97		13:59:47.072
5 -	34.917	23.480	58.397	74.46	0.396	14:00:45.469
6 -	35.229	23.084	58.313	74.57	0.312	14:01:43.782
7 -	34.891	23.666	58.557	74.26	0.556	14:02:42.339
8 -	35.051	23.196	58.247	74.65	0.246	14:03:40.586
9 -	35.210	22.892	58.102 (3)	74.84	0.101	14:04:38.688

BMCRC - MRO Championships 2022 - Rnd 1 @ Brands Hatch Indy

BMCRC Rookie 600 & 1000

RACE 8 - SECTOR ANALYSIS



SECTOR 1 = FL to I1, SECTOR 2 = I1 to FL, DIFF = Difference To Personal Best Lap, P = Crossed Finish Line in Pit Lane, D = Time Disallowed

P25 84 1000 Colin McPHERSON			Kawasaki ZX10R -			
IDEAL LAP TIME : 1:01.539		BEST LAP TIME : 1:01.539		DIFFERENCE : 0.000		
LAP	SECTOR 1	SECTOR 2	LAP TIME	MPH	DIFF	TIME OF DAY
1 -		25.216	1:12.073	60.33	10.534	13:56:30.621
2 -	38.177	24.473	1:02.650	69.41	1.111	13:57:33.271
3 -	38.384	25.016	1:03.400	68.58	1.861	13:58:36.671
4 -	37.805	24.888	1:02.693	69.36	1.154	13:59:39.364
5 -	38.003	25.020	1:03.023	69.00	1.484	14:00:42.387
6 -	37.611	24.825	1:02.436 (3)	69.64	0.897	14:01:44.823
7 -	37.138	24.401	1:01.539 (1)	70.66		14:02:46.362
8 -	37.941	24.723	1:02.664	69.39	1.125	14:03:49.026
9 -	37.448	24.673	1:02.121 (2)	70.00	0.582	14:04:51.147

P26 178 600 Tom CAUGHLIN			Triumph 675R DAYTONA -			
IDEAL LAP TIME : 58.360		BEST LAP TIME : 58.616		DIFFERENCE : 0.256		
LAP	SECTOR 1	SECTOR 2	LAP TIME	MPH	DIFF	TIME OF DAY
1 -		23.914	1:36.827	44.91	38.211	13:56:55.375
2 -	35.589	23.846	59.435	73.16	0.819	13:57:54.810
3 -	35.541	23.283	58.824 (3)	73.92	0.208	13:58:53.634
4 -	35.077	24.555	59.632	72.92	1.016	13:59:53.266
5 -	35.937	23.745	59.682	72.86	1.066	14:00:52.948
6 -	35.251	23.412	58.663 (2)	74.12	0.047	14:01:51.611
7 -	35.285	23.331	58.616 (1)	74.18		14:02:50.227
8 -	35.961	23.631	59.592	72.97	0.976	14:03:49.819
9 -	37.764	24.143	1:01.907	70.24	3.291	14:04:51.726

P27 888 1000 Paul FAGG			Yamaha R1 4C8 -			
IDEAL LAP TIME : 1:01.894		BEST LAP TIME : 1:02.151		DIFFERENCE : 0.257		
LAP	SECTOR 1	SECTOR 2	LAP TIME	MPH	DIFF	TIME OF DAY
1 -		25.169	1:12.572	59.92	10.421	13:56:31.120
2 -	37.848	24.501	1:02.349 (2)	69.74	0.198	13:57:33.469
3 -	38.745	24.858	1:03.603	68.37	1.452	13:58:37.072
4 -	38.143	24.322	1:02.465 (3)	69.61	0.314	13:59:39.537
5 -	39.057	25.297	1:04.354	67.57	2.203	14:00:43.891
6 -	38.595	24.772	1:03.367	68.62	1.216	14:01:47.258
7 -	37.572	24.579	1:02.151 (1)	69.96		14:02:49.409
8 -	37.957	25.508	1:03.465	68.51	1.314	14:03:52.874
9 -	40.094	24.457	1:04.551	67.36	2.400	14:04:57.425

P28 881 600 Selwyn LLOYD			Honda CBR600RR -			
IDEAL LAP TIME : 59.439		BEST LAP TIME : 59.520		DIFFERENCE : 0.081		
LAP	SECTOR 1	SECTOR 2	LAP TIME	MPH	DIFF	TIME OF DAY
1 -		23.823	1:36.042	45.27	36.522	13:56:54.590
2 -	37.100	23.332	1:00.432 (3)	71.95	0.912	13:57:55.022
3 -	37.447	23.541	1:00.988	71.30	1.468	13:58:56.010
4 -	36.727	23.724	1:00.451	71.93	0.931	13:59:56.461
5 -	37.114	23.728	1:00.842	71.47	1.322	14:00:57.303
6 -	36.165	23.389	59.554 (2)	73.01	0.034	14:01:56.857
7 -	37.070	23.593	1:00.663	71.68	1.143	14:02:57.520
8 -	36.107	23.413	59.520 (1)	73.06		14:03:57.040
9 -	37.987	23.678	1:01.665	70.51	2.145	14:04:58.705

BMCRC - MRO Championships 2022 - Rnd 1 @ Brands Hatch Indy

BMCRC Rookie 600 & 1000

RACE 8 - SECTOR ANALYSIS



SECTOR 1 = FL to I1, SECTOR 2 = I1 to FL, DIFF = Difference To Personal Best Lap, P = Crossed Finish Line in Pit Lane, D = Time Disallowed

P29 49 600 Marco STRILLOZZI			Yamaha R6 -			
IDEAL LAP TIME : 59.437		BEST LAP TIME : 59.437		DIFFERENCE : 0.000		
LAP	SECTOR 1	SECTOR 2	LAP TIME	MPH	DIFF	TIME OF DAY
1 -		24.479	1:38.170	44.29	38.733	13:56:56.718
2 -	38.619	24.516	1:03.135	68.87	3.698	13:57:59.853
3 -	37.351	24.197	1:01.548	70.65	2.111	13:59:01.401
4 -	37.089	23.688	1:00.777	71.55	1.340	14:00:02.178
5 -	36.718	23.695	1:00.413	71.98	0.976	14:01:02.591
6 -	36.455	22.982	59.437 (1)	73.16		14:02:02.028
7 -	36.695	23.803	1:00.498	71.88	1.061	14:03:02.526
8 -	36.641	23.553	1:00.194 (3)	72.24	0.757	14:04:02.720
9 -	36.604	23.434	1:00.038 (2)	72.43	0.601	14:05:02.758

P30 68 600 Aaron WRIGHT			Yamaha R6 - AB Professionals Ltd			
IDEAL LAP TIME : 1:00.090		BEST LAP TIME : 1:00.485		DIFFERENCE : 0.395		
LAP	SECTOR 1	SECTOR 2	LAP TIME	MPH	DIFF	TIME OF DAY
1 -		24.247	1:37.399	44.64	36.914	13:56:55.947
2 -	37.027	23.458	1:00.485 (1)	71.89		13:57:56.432
3 -	37.201	23.781	1:00.982 (3)	71.30	0.497	13:58:57.414
4 -	36.869	24.406	1:01.275	70.96	0.790	13:59:58.689
5 -	37.009	24.408	1:01.417	70.80	0.932	14:01:00.106
6 -	36.914	24.410	1:01.324	70.91	0.839	14:02:01.430
7 -	36.632	24.726	1:01.358	70.87	0.873	14:03:02.788
8 -	37.051	23.613	1:00.664 (2)	71.68	0.179	14:04:03.452
9 -	37.380	24.477	1:01.857	70.30	1.372	14:05:05.309

P31 395 600 William NICHOLLS			Suzuki GSXR 600 -			
IDEAL LAP TIME : 1:04.454		BEST LAP TIME : 1:04.920		DIFFERENCE : 0.466		
LAP	SECTOR 1	SECTOR 2	LAP TIME	MPH	DIFF	TIME OF DAY
1 -		26.116	1:43.627	41.96	38.707	13:57:02.175
2 -	40.321	25.825	1:06.146	65.74	1.226	13:58:08.321
3 -	39.675	25.644	1:05.319 (2)	66.57	0.399	13:59:13.640
4 -	41.064	26.985	1:08.049	63.90	3.129	14:00:21.689
5 -	39.765	27.382	1:07.147	64.76	2.227	14:01:28.836
6 -	38.810	26.110	1:04.920 (1)	66.98		14:02:33.756
7 -	39.997	25.927	1:05.924 (3)	65.96	1.004	14:03:39.680
8 -	43.646	28.040	1:11.686	60.66	6.766	14:04:51.366

P32 444 600 Micheal HANRAHAN			Yamaha R600 - T G CAD SERVICES			
IDEAL LAP TIME : 1:06.726		BEST LAP TIME : 1:07.164		DIFFERENCE : 0.438		
LAP	SECTOR 1	SECTOR 2	LAP TIME	MPH	DIFF	TIME OF DAY
1 -		27.141	1:45.503	41.21	38.339	13:57:04.051
2 -	41.044	27.053	1:08.097 (3)	63.85	0.933	13:58:12.148
3 -	41.080	27.308	1:08.388	63.58	1.224	13:59:20.536
4 -	40.437	27.400	1:07.837 (2)	64.10	0.673	14:00:28.373
5 -	41.756	27.278	1:09.034	62.99	1.870	14:01:37.407
6 -	40.685	27.469	1:08.154	63.80	0.990	14:02:45.561
7 -	40.875	26.289	1:07.164 (1)	64.74		14:03:52.725
8 -	42.503	26.721	1:09.224	62.81	2.060	14:05:01.949

P33 23 1000 Harry HINCHCLIFFE			Kawasaki ZX10R -			
IDEAL LAP TIME : 56.488		BEST LAP TIME : 56.488		DIFFERENCE : 0.000		
LAP	SECTOR 1	SECTOR 2	LAP TIME	MPH	DIFF	TIME OF DAY
1 -		23.277	1:06.041	65.84	9.553	13:56:24.589
2 -	34.227	22.261	56.488 (1)	76.98		13:57:21.077
3 -			1:33.472 (2)	46.52	36.984	13:58:54.549

BMCRC - MRO Championships 2022 - Rnd 1 @ Brands Hatch Indy

BMCRC Rookie 600 & 1000

RACE 8 - SECTOR ANALYSIS



SECTOR 1 = FL to I1, SECTOR 2 = I1 to FL, DIFF = Difference To Personal Best Lap, P = Crossed Finish Line in Pit Lane, D = Time Disallowed

P34	261	1000	Roberto Di GREGORIO	Ducati 899 PANIGALE -		
IDEAL LAP TIME : 1:34.844		BEST LAP TIME :		DIFFERENCE :		
LAP	SECTOR 1	SECTOR 2	LAP TIME	MPH	DIFF	TIME OF DAY
1 -		33.733	1:17.823	55.87		13:56:36.371

BMCRC - MRO Championships 2022 - Rnd 1 @ Brands Hatch Indy

BMCRC Rookie 600 & 1000

RACE 8 - BEST SECTORS

SECTOR 1				SECTOR 2				IDEAL / BEST COMPARISON				
POS	NO	NAME	TIME	NO	NAME	TIME	POS	NO	NAME	IDEAL	BEST	DIFF
									PERFECT LAP	51.565		
1	100	CRANSTONE	31.296	100	CRANSTONE	20.269	1	100	CRANSTONE	51.565	51.565	0.000
2	19	SHEPPHARD	31.844	19	SHEPPHARD	20.564	2	19	SHEPPHARD	52.408	52.541	0.133
3	224	HEALEY	31.936	224	HEALEY	20.801	3	224	HEALEY	52.737	53.010	0.273
4	34	CHEESEMAN	32.111	34	CHEESEMAN	20.925	4	34	CHEESEMAN	53.036	53.057	0.021
5	885	HOBBS	32.644	28	BICKNELL	21.113	5	28	BICKNELL	53.840	54.121	0.281
6	28	BICKNELL	32.727	58	NICHOLAS	21.188	6	46	MARSH	54.279	54.279	0.000
7	69	COKER	32.920	46	MARSH	21.255	7	885	HOBBS	54.439	54.466	0.027
8	46	MARSH	33.024	24	STRUTT	21.583	8	58	NICHOLAS	54.580	54.590	0.010
9	177	LAURICELLA	33.068	69	COKER	21.733	9	69	COKER	54.653	54.653	0.000
10	58	NICHOLAS	33.392	125	CHAM	21.772	10	177	LAURICELLA	54.886	55.094	0.208
11	10	SMITH	33.497	885	HOBBS	21.795	11	24	STRUTT	55.475	55.569	0.094
12	120	GOWER	33.583	177	LAURICELLA	21.818	12	120	GOWER	55.538	55.626	0.088
13	281	FARLEY	33.754	146	MORGAN	21.915	13	125	CHAM	55.546	55.546	0.000
14	125	CHAM	33.774	281	FARLEY	21.920	14	281	FARLEY	55.674	56.057	0.383
15	155	SMITH	33.852	120	GOWER	21.955	15	155	SMITH	55.816	56.298	0.482
16	24	STRUTT	33.892	155	SMITH	21.964	16	10	SMITH	55.861	55.928	0.067
17	36	MORGAN	34.011	45	SMITH	22.039	17	146	MORGAN	56.087	56.304	0.217
18	45	SMITH	34.118	36	MORGAN	22.093	18	36	MORGAN	56.104	56.192	0.088
19	41	COOK	34.159	23	HINCHCLIFFE	22.261	19	45	SMITH	56.157	56.157	0.000
20	146	MORGAN	34.172	41	COOK	22.268	20	41	COOK	56.427	56.427	0.000
21	23	HINCHCLIFFE	34.227	10	SMITH	22.364	21	23	HINCHCLIFFE	56.488	56.488	0.000
22	96	SCOTT	34.367	11	BLACKMAN	22.679	22	96	SCOTT	57.206	57.258	0.052
23	11	BLACKMAN	34.891	96	SCOTT	22.839	23	11	BLACKMAN	57.570	58.001	0.431
24	37	DAVEY	34.951	37	DAVEY	22.969	24	37	DAVEY	57.920	57.920	0.000
25	178	CAUGHLIN	35.077	49	STRILLOZZI	22.982	25	178	CAUGHLIN	58.360	58.616	0.256
26	640	BREWIN	35.871	640	BREWIN	23.025	26	640	BREWIN	58.896	59.227	0.331
27	881	LLOYD	36.107	178	CAUGHLIN	23.283	27	49	STRILLOZZI	59.437	59.437	0.000
28	49	STRILLOZZI	36.455	881	LLOYD	23.332	28	881	LLOYD	59.439	59.520	0.081
29	68	WRIGHT	36.632	68	WRIGHT	23.458	29	68	WRIGHT	1:00.090	1:00.485	0.395
30	84	McPHERSON	37.138	888	FAGG	24.322	30	84	McPHERSON	1:01.539	1:01.539	0.000
31	888	FAGG	37.572	84	McPHERSON	24.401	31	888	FAGG	1:01.894	1:02.151	0.257
32	395	NICHOLLS	38.810	395	NICHOLLS	25.644	32	395	NICHOLLS	1:04.454	1:04.920	0.466
33	444	HANRAHAN	40.437	444	HANRAHAN	26.289	33	444	HANRAHAN	1:06.726	1:07.164	0.438
34	261	GREGORIO	1:01.111	261	GREGORIO	33.733	34	261	GREGORIO	1:34.844		
35												
36												

BMCRC - MRO Championships 2022 - Rnd 1 @ Brands Hatch Indy

BMCRC Rookie 600 & 1000

RACE 8 - STATISTICS

Competitors Started 36
Planned Start 2022-03-12 @ 14:34:00.000
Actual Start 2022-03-12 @ 13:55:18.547
Finish Time 2022-03-12 @ 14:04:11.200
Track Length 1.2079mi.
Total Laps 301
Total Distance Covered 363.5916mi.

Session Fastest Lap History

NO	CL	NAME	LAP TIME	TIME OF DAY	LAP	VEHICLE
100	1000	Sam CRANSTONE	52.241	13:57:07.697	2	Bmw S1000RR
100	1000	Sam CRANSTONE	51.565	14:04:11.224	10	Bmw S1000RR

Session Leader History

NO	CL	NAME	FROM LAP	LAPS LED	DISTANCE	VEHICLE
100	1000	Sam CRANSTONE	1	10	12.07 miles	Bmw S1000RR

Flag History

TYPE	TIME OF DAY
GREEN	13:55:18.547
FINISH	14:04:11.200

Flag Statistics

TYPE	COUNT	TOTAL LAPS	TOTAL TIME
Green	1	10	9:59.083
Red	0	0	0.000
Safety Car	0	0	0.000
FCY	0	0	0.000

BMCRC - MRO Championships 2022 - Rnd 1 @ Brands Hatch Indy

BMCRC Rookie 600 & 1000

RACE 8 - STATISTICS

CLASS : 1000

17 Starters

Fastest Lap History

NO	NAME	LAP TIME	TIME OF DAY	LAP	VEHICLE
100	Sam CRANSTONE	52.241	13:57:07.697	2	Bmw S1000RR
100	Sam CRANSTONE	51.565	14:04:11.224	10	Bmw S1000RR

Leader History

NO	NAME	FROM LAP	LAPS LED	DISTANCE	VEHICLE
100	Sam CRANSTONE	1	10	12.07 miles	Bmw S1000RR

BMCRC - MRO Championships 2022 - Rnd 1 @ Brands Hatch Indy

BMCRC Rookie 600 & 1000

RACE 8 - STATISTICS

CLASS : 600

19 Starters

Fastest Lap History

NO	NAME	LAP TIME	TIME OF DAY	LAP	VEHICLE
19	Michael SHEPPHARD	55.993	13:57:41.449	2	Kawasaki ZX6R
28	Craig BICKNELL	55.069	13:57:41.924	2	Yamaha R6
19	Michael SHEPPHARD	54.922	13:58:36.371	3	Kawasaki ZX6R
28	Craig BICKNELL	54.743	13:58:36.682	3	Yamaha R6
19	Michael SHEPPHARD	54.654	13:59:31.026	4	Kawasaki ZX6R
28	Craig BICKNELL	54.495	13:59:31.139	4	Yamaha R6
19	Michael SHEPPHARD	53.251	14:01:19.421	6	Kawasaki ZX6R
19	Michael SHEPPHARD	52.541	14:02:11.962	7	Kawasaki ZX6R

Leader History

NO	NAME	FROM LAP	LAPS LED	DISTANCE	VEHICLE
19	Michael SHEPPHARD	1	10	12.07 miles	Kawasaki ZX6R

BMCRC - MRO Championships 2022 - Rnd 1 @ Brands Hatch Indy

BMCRC Rookie 600 & 1000

RACE 18 - GRID (10 Laps)



CONTRACTORS LTD

ROW 14	42		41	42 Kai EVANS	40	444 Micheal HANRAHAN	1:07.164				
ROW 13			39	395 William NICHOLLS	38	68 Aaron WRIGHT	1:04.920 1:00.485 59.520				
ROW 12	36	49 Marco STRILLOZZI	59.437	35	178 Tom CAUGHLIN	58.616	34	11 Darren BLACKMAN	58.001		
ROW 11			33	41 Toby COOK	56.427	32	155 Eliot SMITH	56.298	31	10 Glenn SMITH	55.928
ROW 10	30	120 James GOWER	55.626	29	24 Mark STRUTT	55.569	28	994 Scott BACON			
ROW 9			27	177 Calogero LAURICELLA	55.094	26	58 Paul NICHOLAS	54.590	25	885 Oliver HOBBS	54.466
ROW 8	24	46 Pete MARSH	54.279	23	28 Craig BICKNELL	54.121	22	19 Michael SHEPPHARD	52.541		
ROW 7			21			20			19		
ROW 6	18			17	261 Roberto Di GREGORIO		16	888 Paul FAGG	1:02.151		
ROW 5			15	84 Colin McPHERSON	1:01.539	14	222 Daniel MERCER		13	640 Dominic BREWIN	59.227
ROW 4	12	37 Adam DAVEY	57.920	11	96 Peter SCOTT	57.258	10	23 Harry HINCHCLIFFE	56.488		
ROW 3			9	146 David MORGAN	56.304	8	36 Alan MORGAN	56.192	7	45 Glenn SMITH	56.157
ROW 2	6	281 Daniel FARLEY	56.057	5	125 Matthew CHAM	55.546	4	69 Alfie COKER	54.653		
ROW 1			3	34 Ben CHEESEMAN	53.057	2	224 Lee HEALEY	53.010	1	100 Sam CRANSTONE	51.565
										Pole	

Brands Hatch Indy: 1.2079 miles

These results are provisional until the conclusion of any judicial and technical matters.

Clerk Of Course :	Stewards :	Timekeeper : Craig Smith
-------------------	------------	--------------------------

Results can be found at www.tsl-timing.com

Printed - 14:15 Saturday, 12 March 2022



BMCRC - MRO Championships 2022 - Rnd 1 @ Brands Hatch Indy

BMCRC Rookie 600 & 1000

RACE 18 - CLASSIFICATION



CONTRACTORS LTD

POS	NO	CL	PIC NAME	ENTRY	LAPS	TIME	GAP	DIFF	MPH	BEST	ON
1	100	1000	1 Sam CRANSTONE	Bmw S1000RR -	10	8:54.898			81.29	52.101	10
2	224	1000	2 Lee HEALEY	Suzuki GSXR 1000R - F-Tech Fire & Electrical Ltd	10	8:55.404	0.506	0.506	81.22	52.028	10
3	23	1000	3 Harry HINCHCLIFFE	Kawasaki ZX10R -	10	9:13.909	19.011	18.505	78.50	53.339	10
4	34	1000	4 Ben CHEESEMAN	Kawasaki ZX10RR -	10	9:14.001	19.103	0.092	78.49	53.396	3
5	19	600	1 Michael SHEPPHARD	Kawasaki ZX6R - RTR Performance	10	9:34.417	39.519	20.416	75.70	53.390	8
6	146	1000	5 David MORGAN	Yamaha R1 -	10	9:39.518	44.620	5.101	75.03	55.583	8
7	125	1000	6 Matthew CHAM	Kawasaki ZX10R -	10	9:39.813	44.915	0.295	75.00	56.059	2
8	69	1000	7 Alfie COKER	Kawasaki ZX10R - Elmech LTD	10	9:40.426	45.528	0.613	74.92	56.166	8
9	46	600	2 Pete MARSH	Kawasaki ZX6R - Zipped Up Racing	10	9:40.898	46.000	0.472	74.85	53.794	8
10	58	600	3 Paul NICHOLAS	Yamaha YZF R6 - Harris Autos Repairs	10	9:41.109	46.211	0.211	74.83	54.248	10
11	36	1000	8 Alan MORGAN	Suzuki GSXR 1000 -	10	9:44.304	49.406	3.195	74.42	56.642	5
12	281	1000	9 Daniel FARLEY	Suzuki GSXR - F-tech	10	9:44.602	49.704	0.298	74.38	56.525	10
13	885	600	4 Oliver HOBBS	Kawasaki ZX6R -	10	9:50.309	55.411	5.707	73.66	54.843	7
14	28	600	5 Craig BICKNELL	Yamaha R6 - On Point Security LTD	9	8:55.471	1 Lap	1 Lap	73.08	55.164	9
15	994	600	6 Scott BACON	Yamaha R6 -	9	8:56.000	1 Lap	0.529	73.01	54.885	4
16	45	1000	10 Glenn SMITH	Kawasaki ZX10R -	9	8:59.204	1 Lap	3.204	72.58	58.307	3
17	177	600	7 Calogero LAURICELLA	Kawasaki 636 -	9	9:05.676	1 Lap	6.472	71.72	55.869	7
18	96	1000	11 Peter SCOTT	Suzuki GSXR750 - South Hill MOT Centre	9	9:08.446	1 Lap	2.770	71.36	59.126	8
19	120	600	8 James GOWER	Yamaha R6 - TeamRubyRacing	9	9:11.703	1 Lap	3.257	70.93	56.830	9
20	10	600	9 Glenn SMITH	Suzuki GSXR - AOR Alex Olsen Racing	9	9:13.158	1 Lap	1.455	70.75	57.224	3
21	155	600	10 Eliot SMITH	Honda CBR600RR - Pro-Moto Europe Ltd	9	9:17.148	1 Lap	3.990	70.24	57.229	6
22	11	600	11 Darren BLACKMAN	Yamaha R6 -	9	9:18.819	1 Lap	1.671	70.03	57.468	6
23	24	600	12 Mark STRUTT	Yamaha R6 - Myself	9	9:19.263	1 Lap	0.444	69.98	57.573	7
24	41	600	13 Toby COOK	Triumph DAYTONA - Brixham Bodyworks	9	9:19.308	1 Lap	0.045	69.97	57.540	6
25	640	1000	12 Dominic BREWIN	Suzuki GSXR 1000 - The Crown Inn - Heather	9	9:19.418	1 Lap	0.110	69.96	1:00.139	3
26	888	1000	13 Paul FAGG	Yamaha R1 4C8 -	9	9:28.982	1 Lap	9.564	68.78	1:00.497	2
27	881	600	14 Selwyn LLOYD	Honda CBR600RR -	9	9:40.521	1 Lap	11.539	67.41	1:00.197	8
28	49	600	15 Marco STRILLOZZI	Yamaha R6 -	9	9:41.228	1 Lap	0.707	67.33	1:00.085	9
29	84	1000	14 Colin McPHERSON	Kawasaki ZX10R -	9	9:41.272	1 Lap	0.044	67.33	1:03.111	7
30	178	600	16 Tom CAUGHLIN	Triumph 675R DAYTONA -	9	9:42.695	1 Lap	1.423	67.16	1:00.761	4
31	68	600	17 Aaron WRIGHT	Yamaha R6 - AB Professionals Ltd	9	9:43.925	1 Lap	1.230	67.02	1:00.633	6
32	37	1000	15 Adam DAVEY	BMW S1000RR -	8	9:08.889	2 Laps	1 Lap	63.38	1:00.519	5
33	42	600	18 Kai EVANS	Suzuki GSXR 600 - CBS Ltd Construction and Engin	8	9:14.236	2 Laps	5.347	62.76	1:04.149	2
34	395	600	19 William NICHOLLS	Suzuki GSXR 600 -	8	9:41.140	2 Laps	26.904	59.86	1:07.238	7
35	444	600	20 Micheal HANRAHAN	Yamaha R600 - T G CAD SERVICES	8	9:51.969	2 Laps	10.829	58.76	1:07.731	6

FASTEST LAP

224	1000	Lee HEALEY	Suzuki GSXR 1000R - F-Tech Fire & Electrical Ltd	10	52.028	83.58 mph	134.51 kph
19	600	Michael SHEPPHARD	Kawasaki ZX6R - RTR Performance	8	53.390	81.44 mph	131.08 kph

Class 1000 - 92.5% of Race Speed = 75.19 mph

Class 600 - 92.5% of Race Speed = 70.02 mph

Weather / Track : Cloudy / Dry

These results are provisional until the conclusion of any judicial and technical matters.

Race Distance: 10 Laps / 12.07 miles

Brands Hatch Indy: 1.2079 miles

Date: 12/03/2022 Start: 17:43 Finish: 17:52

Clerk Of Course :

Stewards :

Timekeeper : Craig Smith

Results can be found at www.tsl-timing.com

Printed - 17:55 Saturday, 12 March 2022



BMCR - MRO Championships 2022 - Rnd 1 @ Brands Hatch Indy

BMCR Rookie 600 & 1000

RACE 18 - LAP CHART

LAP 1 @ 17:44:22.879

NO	BEHIND	LAP TIME
100		57.911
224	0.351	58.262
125	2.450	1:00.361
23	4.706	1:02.617
69	6.058	1:03.969
281	7.336	1:05.247
45	7.816	1:05.727
36	8.190	1:06.101
34	8.231	1:06.142
146	8.927	1:06.838
888	9.861	1:07.772
96	11.401	1:09.312
640	11.975	1:09.886
84	13.757	1:11.668
37	14.465	1:12.376
19	25.021	1:22.932
28	25.936	1:23.847
46	27.504	1:25.415
885	27.666	1:25.577
58	28.757	1:26.668
10	30.112	1:28.023
120	31.395	1:29.306
24	31.832	1:29.743
41	31.899	1:29.810
155	31.952	1:29.863
177	32.648	1:30.559
994	32.739	1:30.650
11	33.719	1:31.630
49	34.982	1:32.893
881	35.233	1:33.144
178	36.425	1:34.336
68	36.632	1:34.543
42	38.116	1:36.027
395	46.772	1:44.683
444	47.005	1:44.916

LAP 2 @ 17:45:15.249

NO	BEHIND	LAP TIME
100		52.370
224	0.753	52.772
125	6.139	56.059
23	7.850	55.514
34	10.786	54.925
69	11.191	57.503
281	13.713	58.747
45	14.350	58.904
36	14.534	58.714
146	14.901	58.344
888	17.988	1:00.497
96	19.159	1:00.128
640	20.240	1:00.635
84	25.301	1:03.914
37	25.725	1:03.630
19	27.178	54.527
28	29.212	55.646
46	29.745	54.611
885	30.544	55.248
58	31.368	54.981
10	35.619	57.877
120	37.749	58.724
177	38.274	57.996
994	38.457	58.088
41	38.860	59.331

155 38.992 59.410

24	39.428	59.966
11	40.024	58.675
49	43.653	1:01.041
881	44.130	1:01.267
178	45.318	1:01.263
68	45.779	1:01.517
42	49.895	1:04.149

LAP 3 @ 17:46:08.358

NO	BEHIND	LAP TIME
100		53.109
224	0.514	52.870
23	9.761	55.020
125	10.044	57.014
395	1 Lap	1:09.196
34	11.073	53.396
444	1 Lap	1:12.153
69	15.146	57.064
281	18.948	58.344
36	19.178	57.753
45	19.548	58.307
146	19.645	57.853
888	26.124	1:01.245
96	26.667	1:00.617
640	27.270	1:00.139
19	29.108	55.039
46	32.197	55.561
28	32.919	56.816
58	33.067	54.808
37	34.438	1:01.822
885	35.482	58.047
84	36.365	1:04.173
10	39.734	57.224
994	41.112	55.764
120	42.605	57.965
177	42.699	57.534
41	44.672	58.921
155	44.800	58.917
24	44.896	58.577
11	45.424	58.509
49	52.213	1:01.669
881	52.451	1:01.430

LAP 4 @ 17:47:01.129

NO	BEHIND	LAP TIME
100		52.771
178	1 Lap	1:00.779
224	0.484	52.741
68	1 Lap	1:00.660
42	1 Lap	1:05.099
23	11.511	54.521
34	11.710	53.408
125	13.977	56.704
69	20.816	58.441
281	24.848	58.671
36	24.893	58.486
146	25.028	58.154
395	1 Lap	1:07.372
45	27.993	1:01.216
444	1 Lap	1:09.149
19	30.511	54.174
96	33.792	59.896
46	35.307	55.881
888	35.424	1:02.071

640 35.815 1:01.316

58	36.004	55.708
28	36.029	55.881
885	38.311	55.600
994	43.226	54.885
37	43.289	1:01.622
10	44.971	58.008
177	46.798	56.870
120	47.122	57.288
84	47.233	1:03.639
41	51.308	59.407
24	51.818	59.693
155	51.933	59.904
11	52.718	1:00.065

LAP 5 @ 17:47:54.517

NO	BEHIND	LAP TIME
100		53.388
224	0.785	53.689
178	1 Lap	1:00.761
49	1 Lap	1:01.936
881	1 Lap	1:01.904
68	1 Lap	1:01.535
34	12.280	53.958
23	13.777	55.654
125	17.576	56.987
42	1 Lap	1:04.935
69	24.118	56.690
146	27.416	55.776
36	28.147	56.642
281	29.643	58.183
19	33.022	55.899
45	33.954	59.349
46	37.521	55.602
58	37.678	55.062
395	1 Lap	1:07.700
96	40.807	1:00.403
28	40.831	58.190
885	43.001	58.078
994	45.026	55.188
640	45.316	1:02.889
888	45.737	1:03.701
444	1 Lap	1:09.874
177	49.790	56.380
37	50.420	1:00.519
10	50.634	59.051
120	50.815	57.081

LAP 6 @ 17:48:48.786

NO	BEHIND	LAP TIME
100		54.269
224	0.842	54.326
155	1 Lap	58.446
41	1 Lap	59.108
84	1 Lap	1:03.198
24	1 Lap	58.971
11	1 Lap	58.683
49	1 Lap	1:00.516
178	1 Lap	1:00.997
23	14.599	55.091
881	1 Lap	1:00.720
34	14.912	56.901
68	1 Lap	1:01.387
125	20.485	57.178
69	27.335	57.486

146 29.830 56.683

36	30.854	56.976
42	1 Lap	1:05.628
281	32.233	56.859
19	32.347	53.594
58	37.847	54.438
45	38.145	58.460
46	38.298	55.046
28	42.864	56.302
885	44.340	55.608
994	46.079	55.322
96	46.454	59.916
640	51.275	1:00.228
177	52.354	56.833
395	1 Lap	1:08.837

LAP 7 @ 17:49:42.891

NO	BEHIND	LAP TIME
224		53.263
100	0.057	54.162
888	1 Lap	1:03.855
10	1 Lap	59.041
120	1 Lap	59.038
155	1 Lap	57.229
41	1 Lap	57.540
24	1 Lap	57.733
11	1 Lap	57.468
444	2 Laps	1:09.129
84	1 Lap	1:03.622
23	14.503	54.009
34	15.042	54.235
49	1 Lap	1:01.023
178	1 Lap	1:01.165
881	1 Lap	1:00.966
68	1 Lap	1:00.633
125	23.389	57.009
69	30.386	57.156
146	31.473	55.748
19	31.703	53.461
36	34.213	57.464
281	35.924	57.796
58	39.172	55.430
46	40.160	55.967
37	1 Lap	1:41.168
42	1 Lap	1:05.649
45	43.595	59.555
28	44.845	56.086
885	45.078	54.843
994	46.997	55.023
96	51.525	59.176

LAP 8 @ 17:50:35.110

NO	BEHIND	LAP TIME
100		52.162
224	0.442	52.661
177	1 Lap	55.869
640	1 Lap	1:00.948
120	1 Lap	57.859
10	1 Lap	58.121
155	1 Lap	57.716
41	1 Lap	57.790
888	1 Lap	1:03.020
24	1 Lap	57.573
11	1 Lap	58.045
34	16.473	53.650

395 2 Laps 1:08.858

23	16.548	54.264
444	2 Laps	1:07.731
84	1 Lap	1:03.111
49	1 Lap	1:00.707
881	1 Lap	1:00.515
125	30.105	58.935
178	1 Lap	1:01.736
68	1 Lap	1:01.113
19	32.874	53.390
69	34.333	56.166
146	34.837	55.583
36	39.134	57.140
281	41.140	57.435
58	41.220	54.267
46	41.735	53.794
885	48.935	56.076
45	50.044	58.668
28	50.165	57.539
994	50.435	55.657

LAP 9 @ 17:51:27.765

NO	BEHIND	LAP TIME
100		52.655
224	0.579	52.792
37	2 Laps	1:03.494
42	2 Laps	1:05.989
177	1 Lap	56.108
96	1 Lap	59.126
120	1 Lap	57.612
10	1 Lap	57.605
640	1 Lap	1:01.521
155	1 Lap	58.103
41	1 Lap	58.309
34	17.743	53.925
23	17.773	53.880
11	1 Lap	57.514
24	1 Lap	58.376
888	1 Lap	1:03.642
395	2 Laps	1:07.238
84	1 Lap	1:03.867
881	1 Lap	1:00.197
125	37.433	59.983
19	37.541	57.322
49	1 Lap	1:01.358
69	38.557	56.879
444	2 Laps	1:08.442
146	38.926	56.744
178	1 Lap	1:00.842
68	1 Lap	1:00.974
36	43.970	57.491
46	43.996	54.916
58	44.064	55.499
281	45.280	56.795
885	51.447	55.167

LAP 10 @ 17:52:19.866

NO	BEHIND	LAP TIME
100		52.101
224	0.506	52.028
28	1 Lap	55.164
994	1 Lap	55.423
45	1 Lap	59.018
177	1 Lap	57.527
96	1 Lap	59.872

BMCRC - MRO Championships 2022 - Rnd 1 @ Brands Hatch Indy

BMCRC Rookie 600 & 1000

RACE 18 - LAP CHART

37	2 Laps	1:04.258
120	1 Lap	56.830
10	1 Lap	58.208
23	19.011	53.339
34	19.103	53.461
42	2 Laps	1:06.760
155	1 Lap	57.560
11	1 Lap	58.230
24	1 Lap	58.631
41	1 Lap	59.092
640	1 Lap	1:01.856
888	1 Lap	1:03.179
19	39.519	54.079
146	44.620	57.795
125	44.915	59.583
69	45.528	59.072
881	1 Lap	1:00.378
46	46.000	54.105
58	46.211	54.248
395	2 Laps	1:07.256
49	1 Lap	1:00.085
84	1 Lap	1:04.080
178	1 Lap	1:00.816
68	1 Lap	1:01.563
36	49.406	57.537
281	49.704	56.525
885	55.411	56.065
444	2 Laps	1:10.575

BMCRC - MRO Championships 2022 - Rnd 1 @ Brands Hatch Indy

BMCRC Rookie 600 & 1000

RACE 18 - SECTOR ANALYSIS



SECTOR 1 = FL to I1, SECTOR 2 = I1 to FL, DIFF = Difference To Personal Best Lap, P = Crossed Finish Line in Pit Lane, D = Time Disallowed

P1		100	1000	Sam CRANSTONE	Bmw S1000RR -		
IDEAL LAP TIME : 51.617		BEST LAP TIME : 52.101		DIFFERENCE : 0.484			
LAP	SECTOR 1	SECTOR 2		LAP TIME	MPH	DIFF	TIME OF DAY
1 -		20.905		57.911	75.09	5.810	17:44:22.879
2 -	31.991	20.379		52.370 (3)	83.03	0.269	17:45:15.249
3 -	32.505	20.604		53.109	81.88	1.008	17:46:08.358
4 -	31.994	20.777		52.771	82.40	0.670	17:47:01.129
5 -	32.885	20.503		53.388	81.45	1.287	17:47:54.517
6 -	33.408	20.861		54.269	80.13	2.168	17:48:48.786
7 -	32.428	21.734		54.162	80.28	2.061	17:49:42.948
8 -	31.999	20.163		52.162 (2)	83.36	0.061	17:50:35.110
9 -	32.092	20.563		52.655	82.58	0.554	17:51:27.765
10 -	31.454	20.647		52.101 (1)	83.46		17:52:19.866

P2		224	1000	Lee HEALEY	Suzuki GSXR 1000R - F-Tech Fire & Electrical Ltd		
IDEAL LAP TIME : 52.028		BEST LAP TIME : 52.028		DIFFERENCE : 0.000			
LAP	SECTOR 1	SECTOR 2		LAP TIME	MPH	DIFF	TIME OF DAY
1 -		20.988		58.262	74.63	6.234	17:44:23.230
2 -	32.165	20.607		52.772	82.40	0.744	17:45:16.002
3 -	32.287	20.583		52.870	82.25	0.842	17:46:08.872
4 -	32.185	20.556		52.741 (3)	82.45	0.713	17:47:01.613
5 -	33.145	20.544		53.689	80.99	1.661	17:47:55.302
6 -	33.171	21.155		54.326	80.04	2.298	17:48:49.628
7 -	31.846	21.417		53.263	81.64	1.235	17:49:42.891
8 -	32.165	20.496		52.661 (2)	82.57	0.633	17:50:35.552
9 -	31.908	20.884		52.792	82.37	0.764	17:51:28.344
10 -	31.586	20.442		52.028 (1)	83.58		17:52:20.372

P3		23	1000	Harry HINCHCLIFFE	Kawasaki ZX10R -		
IDEAL LAP TIME : 52.925		BEST LAP TIME : 53.339		DIFFERENCE : 0.414			
LAP	SECTOR 1	SECTOR 2		LAP TIME	MPH	DIFF	TIME OF DAY
1 -		22.140		1:02.617	69.44	9.278	17:44:27.585
2 -	33.807	21.707		55.514	78.33	2.175	17:45:23.099
3 -	32.766	22.254		55.020	79.03	1.681	17:46:18.119
4 -	33.171	21.350		54.521	79.76	1.182	17:47:12.640
5 -	33.632	22.022		55.654	78.13	2.315	17:48:08.294
6 -	32.264	22.827		55.091	78.93	1.752	17:49:03.385
7 -	32.814	21.195		54.009 (3)	80.51	0.670	17:49:57.394
8 -	32.580	21.684		54.264	80.13	0.925	17:50:51.658
9 -	32.007	21.873		53.880 (2)	80.70	0.541	17:51:45.538
10 -	32.421	20.918		53.339 (1)	81.52		17:52:38.877

P4		34	1000	Ben CHEESEMAN	Kawasaki ZX10RR -		
IDEAL LAP TIME : 52.803		BEST LAP TIME : 53.396		DIFFERENCE : 0.593			
LAP	SECTOR 1	SECTOR 2		LAP TIME	MPH	DIFF	TIME OF DAY
1 -		23.296		1:06.142	65.74	12.746	17:44:31.110
2 -	33.476	21.449		54.925	79.17	1.529	17:45:26.035
3 -	32.344	21.052		53.396 (1)	81.44		17:46:19.431
4 -	32.203	21.205		53.408 (2)	81.42	0.012	17:47:12.839
5 -	32.745	21.213		53.958	80.59	0.562	17:48:06.797
6 -	33.283	23.618		56.901	76.42	3.505	17:49:03.698
7 -	33.420	20.815		54.235	80.18	0.839	17:49:57.933
8 -	32.247	21.403		53.650	81.05	0.254	17:50:51.583
9 -	32.576	21.349		53.925	80.64	0.529	17:51:45.508
10 -	32.861	20.600		53.461 (3)	81.34	0.065	17:52:38.969

BMCRC - MRO Championships 2022 - Rnd 1 @ Brands Hatch Indy

BMCRC Rookie 600 & 1000

RACE 18 - SECTOR ANALYSIS



SECTOR 1 = FL to I1, SECTOR 2 = I1 to FL, DIFF = Difference To Personal Best Lap, P = Crossed Finish Line in Pit Lane, D = Time Disallowed

P5 19 600 Michael SHEPPHARD			Kawasaki ZX6R - RTR Performance			
IDEAL LAP TIME : 53.117		BEST LAP TIME : 53.390		DIFFERENCE : 0.273		
LAP	SECTOR 1	SECTOR 2	LAP TIME	MPH	DIFF	TIME OF DAY
1 -		21.554	1:22.932	52.43	29.542	17:44:47.900
2 -	33.118	21.409	54.527	79.75	1.137	17:45:42.427
3 -	33.981	21.058	55.039	79.00	1.649	17:46:37.466
4 -	33.268	20.906	54.174	80.27	0.784	17:47:31.640
5 -	34.376	21.523	55.899	77.79	2.509	17:48:27.539
6 -	32.211	21.383	53.594 (3)	81.13	0.204	17:49:21.133
7 -	32.341	21.120	53.461 (2)	81.34	0.071	17:50:14.594
8 -	32.358	21.032	53.390 (1)	81.44		17:51:07.984
9 -	34.238	23.084	57.322	75.86	3.932	17:52:05.306
10 -	32.881	21.198	54.079	80.41	0.689	17:52:59.385

P6 146 1000 David MORGAN			Yamaha R1 -			
IDEAL LAP TIME : 55.462		BEST LAP TIME : 55.583		DIFFERENCE : 0.121		
LAP	SECTOR 1	SECTOR 2	LAP TIME	MPH	DIFF	TIME OF DAY
1 -		23.246	1:06.838	65.06	11.255	17:44:31.806
2 -	35.440	22.904	58.344	74.53	2.761	17:45:30.150
3 -	35.282	22.571	57.853	75.16	2.270	17:46:28.003
4 -	35.437	22.717	58.154	74.77	2.571	17:47:26.157
5 -	34.014	21.762	55.776 (3)	77.96	0.193	17:48:21.933
6 -	33.858	22.825	56.683	76.71	1.100	17:49:18.616
7 -	33.996	21.752	55.748 (2)	78.00	0.165	17:50:14.364
8 -	33.710	21.873	55.583 (1)	78.23		17:51:09.947
9 -	34.052	22.692	56.744	76.63	1.161	17:52:06.691
10 -	34.790	23.005	57.795	75.24	2.212	17:53:04.486

P7 125 1000 Matthew CHAM			Kawasaki ZX10R -			
IDEAL LAP TIME : 55.658		BEST LAP TIME : 56.059		DIFFERENCE : 0.401		
LAP	SECTOR 1	SECTOR 2	LAP TIME	MPH	DIFF	TIME OF DAY
1 -		21.814	1:00.361	72.04	4.302	17:44:25.329
2 -	33.883	22.176	56.059 (1)	77.57		17:45:21.388
3 -	33.844	23.170	57.014	76.27	0.955	17:46:18.402
4 -	34.292	22.412	56.704 (2)	76.68	0.645	17:47:15.106
5 -	34.354	22.633	56.987 (3)	76.30	0.928	17:48:12.093
6 -	34.553	22.625	57.178	76.05	1.119	17:49:09.271
7 -	34.620	22.389	57.009	76.27	0.950	17:50:06.280
8 -	35.513	23.422	58.935	73.78	2.876	17:51:05.215
9 -	36.451	23.532	59.983	72.49	3.924	17:52:05.198
10 -	35.815	23.768	59.583	72.98	3.524	17:53:04.781

P8 69 1000 Alfie COKER			Kawasaki ZX10R - Elmech LTD			
IDEAL LAP TIME : 56.092		BEST LAP TIME : 56.166		DIFFERENCE : 0.074		
LAP	SECTOR 1	SECTOR 2	LAP TIME	MPH	DIFF	TIME OF DAY
1 -		22.641	1:03.969	67.97	7.803	17:44:28.937
2 -	35.042	22.461	57.503	75.62	1.337	17:45:26.440
3 -	34.624	22.440	57.064	76.20	0.898	17:46:23.504
4 -	35.919	22.522	58.441	74.41	2.275	17:47:21.945
5 -	34.379	22.311	56.690 (2)	76.70	0.524	17:48:18.635
6 -	34.812	22.674	57.486	75.64	1.320	17:49:16.121
7 -	34.740	22.416	57.156	76.08	0.990	17:50:13.277
8 -	34.308	21.858	56.166 (1)	77.42		17:51:09.443
9 -	34.234	22.645	56.879 (3)	76.45	0.713	17:52:06.322
10 -	34.840	24.232	59.072	73.61	2.906	17:53:05.394

BMCRC - MRO Championships 2022 - Rnd 1 @ Brands Hatch Indy

BMCRC Rookie 600 & 1000

RACE 18 - SECTOR ANALYSIS



SECTOR 1 = FL to I1, SECTOR 2 = I1 to FL, DIFF = Difference To Personal Best Lap, P = Crossed Finish Line in Pit Lane, D = Time Disallowed

P9 46 600 Pete MARSH			Kawasaki ZX6R - Zipped Up Racing			
IDEAL LAP TIME : 53.663		BEST LAP TIME : 53.794	DIFFERENCE : 0.131			
LAP	SECTOR 1	SECTOR 2	LAP TIME	MPH	DIFF	TIME OF DAY
1 -		21.728	1:25.415	50.91	31.621	17:44:50.383
2 -	33.229	21.382	54.611 (3)	79.62	0.817	17:45:44.994
3 -	33.639	21.922	55.561	78.26	1.767	17:46:40.555
4 -	33.451	22.430	55.881	77.81	2.087	17:47:36.436
5 -	33.703	21.899	55.602	78.20	1.808	17:48:32.038
6 -	33.424	21.622	55.046	78.99	1.252	17:49:27.084
7 -	33.593	22.374	55.967	77.69	2.173	17:50:23.051
8 -	32.702	21.092	53.794 (1)	80.83		17:51:16.845
9 -	33.215	21.701	54.916	79.18	1.122	17:52:11.761
10 -	32.571	21.534	54.105 (2)	80.37	0.311	17:53:05.866

P10 58 600 Paul NICHOLAS			Yamaha YZF R6 - Harris Autos Repairs			
IDEAL LAP TIME : 54.009		BEST LAP TIME : 54.248	DIFFERENCE : 0.239			
LAP	SECTOR 1	SECTOR 2	LAP TIME	MPH	DIFF	TIME OF DAY
1 -		21.768	1:26.668	50.17	32.420	17:44:51.636
2 -	33.613	21.368	54.981	79.09	0.733	17:45:46.617
3 -	32.959	21.849	54.808	79.34	0.560	17:46:41.425
4 -	33.768	21.940	55.708	78.06	1.460	17:47:37.133
5 -	33.754	21.308	55.062	78.97	0.814	17:48:32.195
6 -	32.961	21.477	54.438 (3)	79.88	0.190	17:49:26.633
7 -	33.802	21.628	55.430	78.45	1.182	17:50:22.063
8 -	33.003	21.264	54.267 (2)	80.13	0.019	17:51:16.330
9 -	33.264	22.235	55.499	78.35	1.251	17:52:11.829
10 -	32.745	21.503	54.248 (1)	80.16		17:53:06.077

P11 36 1000 Alan MORGAN			Suzuki GSXR 1000 -			
IDEAL LAP TIME : 56.625		BEST LAP TIME : 56.642	DIFFERENCE : 0.017			
LAP	SECTOR 1	SECTOR 2	LAP TIME	MPH	DIFF	TIME OF DAY
1 -		23.370	1:06.101	65.78	9.459	17:44:31.069
2 -	35.969	22.745	58.714	74.06	2.072	17:45:29.783
3 -	34.845	22.908	57.753	75.29	1.111	17:46:27.536
4 -	35.497	22.989	58.486	74.35	1.844	17:47:26.022
5 -	34.152	22.490	56.642 (1)	76.77		17:48:22.664
6 -	34.135	22.841	56.976 (2)	76.32	0.334	17:49:19.640
7 -	34.878	22.586	57.464	75.67	0.822	17:50:17.104
8 -	34.349	22.791	57.140 (3)	76.10	0.498	17:51:14.244
9 -	34.984	22.507	57.491	75.63	0.849	17:52:11.735
10 -	34.960	22.577	57.537	75.57	0.895	17:53:09.272

P12 281 1000 Daniel FARLEY			Suzuki GSXR - F-tech			
IDEAL LAP TIME : 56.518		BEST LAP TIME : 56.525	DIFFERENCE : 0.007			
LAP	SECTOR 1	SECTOR 2	LAP TIME	MPH	DIFF	TIME OF DAY
1 -		23.295	1:05.247	66.64	8.722	17:44:30.215
2 -	35.913	22.834	58.747	74.02	2.222	17:45:28.962
3 -	35.281	23.063	58.344	74.53	1.819	17:46:27.306
4 -	35.561	23.110	58.671	74.11	2.146	17:47:25.977
5 -	35.457	22.726	58.183	74.74	1.658	17:48:24.160
6 -	34.406	22.453	56.859 (3)	76.48	0.334	17:49:21.019
7 -	35.004	22.792	57.796	75.24	1.271	17:50:18.815
8 -	34.829	22.606	57.435	75.71	0.910	17:51:16.250
9 -	34.637	22.158	56.795 (2)	76.56	0.270	17:52:13.045
10 -	34.360	22.165	56.525 (1)	76.93		17:53:09.570

BMCRC - MRO Championships 2022 - Rnd 1 @ Brands Hatch Indy

BMCRC Rookie 600 & 1000

RACE 18 - SECTOR ANALYSIS



SECTOR 1 = FL to I1, SECTOR 2 = I1 to FL, DIFF = Difference To Personal Best Lap, P = Crossed Finish Line in Pit Lane, D = Time Disallowed

P13 885 600		Oliver HOBBS		Kawasaki ZX6R -		
IDEAL LAP TIME : 54.609		BEST LAP TIME : 54.843		DIFFERENCE : 0.234		
LAP	SECTOR 1	SECTOR 2	LAP TIME	MPH	DIFF	TIME OF DAY
1 -		22.309	1:25.577	50.81	30.734	17:44:50.545
2 -	33.552	21.696	55.248 (3)	78.71	0.405	17:45:45.793
3 -	35.165	22.882	58.047	74.91	3.204	17:46:43.840
4 -	33.670	21.930	55.600	78.21	0.757	17:47:39.440
5 -	34.944	23.134	58.078	74.87	3.235	17:48:37.518
6 -	33.801	21.807	55.608	78.20	0.765	17:49:33.126
7 -	32.913	21.930	54.843 (1)	79.29		17:50:27.969
8 -	33.885	22.191	56.076	77.54	1.233	17:51:24.045
9 -	33.242	21.925	55.167 (2)	78.82	0.324	17:52:19.212
10 -	33.352	22.713	56.065	77.56	1.222	17:53:15.277

P14 28 600		Craig BICKNELL		Yamaha R6 - On Point Security LTD		
IDEAL LAP TIME : 55.164		BEST LAP TIME : 55.164		DIFFERENCE : 0.000		
LAP	SECTOR 1	SECTOR 2	LAP TIME	MPH	DIFF	TIME OF DAY
1 -		22.061	1:23.847	51.86	28.683	17:44:48.815
2 -	33.904	21.742	55.646 (2)	78.14	0.482	17:45:44.461
3 -	34.544	22.272	56.816	76.53	1.652	17:46:41.277
4 -	33.960	21.921	55.881 (3)	77.81	0.717	17:47:37.158
5 -	34.704	23.486	58.190	74.73	3.026	17:48:35.348
6 -	34.347	21.955	56.302	77.23	1.138	17:49:31.650
7 -	33.963	22.123	56.086	77.53	0.922	17:50:27.736
8 -	34.567	22.972	57.539	75.57	2.375	17:51:25.275
9 -	33.541	21.623	55.164 (1)	78.83		17:52:20.439

P15 994 600		Scott BACON		Yamaha R6 -		
IDEAL LAP TIME : 54.301		BEST LAP TIME : 54.885		DIFFERENCE : 0.584		
LAP	SECTOR 1	SECTOR 2	LAP TIME	MPH	DIFF	TIME OF DAY
1 -		22.964	1:30.650	47.97	35.765	17:44:55.618
2 -	35.726	22.362	58.088	74.86	3.203	17:45:53.706
3 -	34.519	21.245	55.764	77.98	0.879	17:46:49.470
4 -	33.409	21.476	54.885 (1)	79.23		17:47:44.355
5 -	33.201	21.987	55.188 (3)	78.79	0.303	17:48:39.543
6 -	33.056	22.266	55.322	78.60	0.437	17:49:34.865
7 -	33.498	21.525	55.023 (2)	79.03	0.138	17:50:29.888
8 -	34.164	21.493	55.657	78.13	0.772	17:51:25.545
9 -	33.549	21.874	55.423	78.46	0.538	17:52:20.968

P16 45 1000		Glenn SMITH		Kawasaki ZX10R -		
IDEAL LAP TIME : 58.135		BEST LAP TIME : 58.307		DIFFERENCE : 0.172		
LAP	SECTOR 1	SECTOR 2	LAP TIME	MPH	DIFF	TIME OF DAY
1 -		23.169	1:05.727	66.16	7.420	17:44:30.695
2 -	36.028	22.876	58.904	73.82	0.597	17:45:29.599
3 -	35.482	22.825	58.307 (1)	74.58		17:46:27.906
4 -	36.287	24.929	1:01.216	71.03	2.909	17:47:29.122
5 -	36.227	23.122	59.349	73.27	1.042	17:48:28.471
6 -	35.310	23.150	58.460 (2)	74.38	0.153	17:49:26.931
7 -	35.474	24.081	59.555	73.01	1.248	17:50:26.486
8 -	35.426	23.242	58.668 (3)	74.12	0.361	17:51:25.154
9 -	35.843	23.175	59.018	73.68	0.711	17:52:24.172

BMCRC - MRO Championships 2022 - Rnd 1 @ Brands Hatch Indy

BMCRC Rookie 600 & 1000

RACE 18 - SECTOR ANALYSIS



SECTOR 1 = FL to I1, SECTOR 2 = I1 to FL, DIFF = Difference To Personal Best Lap, P = Crossed Finish Line in Pit Lane, D = Time Disallowed

P17 177 600 Calogero LAURICELLA		Kawasaki 636 -				
IDEAL LAP TIME : 55.314		BEST LAP TIME : 55.869		DIFFERENCE : 0.555		
LAP	SECTOR 1	SECTOR 2	LAP TIME	MPH	DIFF	TIME OF DAY
1 -		23.841	1:30.559	48.01	34.690	17:44:55.527
2 -	35.369	22.627	57.996	74.98	2.127	17:45:53.523
3 -	35.007	22.527	57.534	75.58	1.665	17:46:51.057
4 -	34.453	22.417	56.870	76.46	1.001	17:47:47.927
5 -	33.375	23.005	56.380 (3)	77.13	0.511	17:48:44.307
6 -	34.497	22.336	56.833	76.51	0.964	17:49:41.140
7 -	33.930	21.939	55.869 (1)	77.83		17:50:37.009
8 -	33.650	22.458	56.108 (2)	77.50	0.239	17:51:33.117
9 -	34.846	22.681	57.527	75.59	1.658	17:52:30.644

P18 96 1000 Peter SCOTT		Suzuki GSXR750 - South Hill MOT Centre				
IDEAL LAP TIME : 59.067		BEST LAP TIME : 59.126		DIFFERENCE : 0.059		
LAP	SECTOR 1	SECTOR 2	LAP TIME	MPH	DIFF	TIME OF DAY
1 -			1:09.312	62.73	10.186	17:44:34.280
2 -	36.239	23.889	1:00.128	72.32	1.002	17:45:34.408
3 -			1:00.617	71.73	1.491	17:46:35.025
4 -			59.896	72.60	0.770	17:47:34.921
5 -			1:00.403	71.99	1.277	17:48:35.324
6 -	36.101	23.815	59.916	72.57	0.790	17:49:35.240
7 -	35.288	23.888	59.176 (2)	73.48	0.050	17:50:34.416
8 -	35.347	23.779	59.126 (1)	73.54		17:51:33.542
9 -			59.872 (3)	72.63	0.746	17:52:33.414

P19 120 600 James GOWER		Yamaha R6 - TeamRubyRacing				
IDEAL LAP TIME : 56.587		BEST LAP TIME : 56.830		DIFFERENCE : 0.243		
LAP	SECTOR 1	SECTOR 2	LAP TIME	MPH	DIFF	TIME OF DAY
1 -		23.365	1:29.306	48.69	32.476	17:44:54.274
2 -	35.752	22.972	58.724	74.05	1.894	17:45:52.998
3 -	35.241	22.724	57.965	75.02	1.135	17:46:50.963
4 -	34.812	22.476	57.288 (3)	75.90	0.458	17:47:48.251
5 -	34.499	22.582	57.081 (2)	76.18	0.251	17:48:45.332
6 -	36.374	22.664	59.038	73.65	2.208	17:49:44.370
7 -	35.332	22.527	57.859	75.15	1.029	17:50:42.229
8 -	35.039	22.573	57.612	75.48	0.782	17:51:39.841
9 -	34.111	22.719	56.830 (1)	76.51		17:52:36.671

P20 10 600 Glenn SMITH		Suzuki GSXR - AOR Alex Olsen Racing				
IDEAL LAP TIME : 57.224		BEST LAP TIME : 57.224		DIFFERENCE : 0.000		
LAP	SECTOR 1	SECTOR 2	LAP TIME	MPH	DIFF	TIME OF DAY
1 -		23.318	1:28.023	49.40	30.799	17:44:52.991
2 -	34.812	23.065	57.877 (3)	75.13	0.653	17:45:50.868
3 -	34.179	23.045	57.224 (1)	75.99		17:46:48.092
4 -	34.745	23.263	58.008	74.96	0.784	17:47:46.100
5 -	35.153	23.898	59.051	73.64	1.827	17:48:45.151
6 -	34.988	24.053	59.041	73.65	1.817	17:49:44.192
7 -	34.978	23.143	58.121	74.81	0.897	17:50:42.313
8 -	34.404	23.201	57.605 (2)	75.49	0.381	17:51:39.918
9 -	34.553	23.655	58.208	74.70	0.984	17:52:38.126

BMCRC - MRO Championships 2022 - Rnd 1 @ Brands Hatch Indy

BMCRC Rookie 600 & 1000

RACE 18 - SECTOR ANALYSIS



SECTOR 1 = FL to I1, SECTOR 2 = I1 to FL, DIFF = Difference To Personal Best Lap, P = Crossed Finish Line in Pit Lane, D = Time Disallowed

P21 155 600 Eliot SMITH		Honda CBR600RR - Pro-Moto Europe Ltd				
IDEAL LAP TIME : 56.818		BEST LAP TIME : 57.229		DIFFERENCE : 0.411		
LAP	SECTOR 1	SECTOR 2	LAP TIME	MPH	DIFF	TIME OF DAY
1 -		23.172	1:29.863	48.39	32.634	17:44:54.831
2 -	36.107	23.303	59.410	73.19	2.181	17:45:54.241
3 -	35.636	23.281	58.917	73.80	1.688	17:46:53.158
4 -	37.327	22.577	59.904	72.59	2.675	17:47:53.062
5 -	35.684	22.762	58.446	74.40	1.217	17:48:51.508
6 -	34.507	22.722	57.229 (1)	75.98		17:49:48.737
7 -	34.945	22.771	57.716 (3)	75.34	0.487	17:50:46.453
8 -	35.180	22.923	58.103	74.84	0.874	17:51:44.556
9 -	35.249	22.311	57.560 (2)	75.54	0.331	17:52:42.116

P22 11 600 Darren BLACKMAN		Yamaha R6 -				
IDEAL LAP TIME : 57.377		BEST LAP TIME : 57.468		DIFFERENCE : 0.091		
LAP	SECTOR 1	SECTOR 2	LAP TIME	MPH	DIFF	TIME OF DAY
1 -		23.387	1:31.630	47.45	34.162	17:44:56.598
2 -	35.850	22.825	58.675	74.11	1.207	17:45:55.273
3 -	35.503	23.006	58.509	74.32	1.041	17:46:53.782
4 -	36.824	23.241	1:00.065	72.39	2.597	17:47:53.847
5 -	35.808	22.875	58.683	74.10	1.215	17:48:52.530
6 -	34.800	22.668	57.468 (1)	75.67		17:49:49.998
7 -	35.001	23.044	58.045 (3)	74.91	0.577	17:50:48.043
8 -	34.709	22.805	57.514 (2)	75.60	0.046	17:51:45.557
9 -	34.734	23.496	58.230	74.67	0.762	17:52:43.787

P23 24 600 Mark STRUTT		Yamaha R6 - Myself				
IDEAL LAP TIME : 57.241		BEST LAP TIME : 57.573		DIFFERENCE : 0.332		
LAP	SECTOR 1	SECTOR 2	LAP TIME	MPH	DIFF	TIME OF DAY
1 -		23.456	1:29.743	48.45	32.170	17:44:54.711
2 -	36.474	23.492	59.966	72.51	2.393	17:45:54.677
3 -	35.534	23.043	58.577	74.23	1.004	17:46:53.254
4 -	36.546	23.147	59.693	72.84	2.120	17:47:52.947
5 -	36.282	22.689	58.971	73.74	1.398	17:48:51.918
6 -	34.715	23.018	57.733 (2)	75.32	0.160	17:49:49.651
7 -	34.552	23.021	57.573 (1)	75.53		17:50:47.224
8 -	35.035	23.341	58.376 (3)	74.49	0.803	17:51:45.600
9 -	35.010	23.621	58.631	74.16	1.058	17:52:44.231

P24 41 600 Toby COOK		Triumph DAYTONA - Brixham Bodyworks				
IDEAL LAP TIME : 57.446		BEST LAP TIME : 57.540		DIFFERENCE : 0.094		
LAP	SECTOR 1	SECTOR 2	LAP TIME	MPH	DIFF	TIME OF DAY
1 -		23.266	1:29.810	48.41	32.270	17:44:54.778
2 -	36.038	23.293	59.331	73.29	1.791	17:45:54.109
3 -	35.575	23.346	58.921	73.80	1.381	17:46:53.030
4 -	36.252	23.155	59.407	73.20	1.867	17:47:52.437
5 -	35.851	23.257	59.108	73.57	1.568	17:48:51.545
6 -	34.884	22.656	57.540 (1)	75.57		17:49:49.085
7 -	34.790	23.000	57.790 (2)	75.24	0.250	17:50:46.875
8 -	35.105	23.204	58.309 (3)	74.57	0.769	17:51:45.184
9 -	35.437	23.655	59.092	73.59	1.552	17:52:44.276

BMCRC - MRO Championships 2022 - Rnd 1 @ Brands Hatch Indy

BMCRC Rookie 600 & 1000

RACE 18 - SECTOR ANALYSIS



SECTOR 1 = FL to I1, SECTOR 2 = I1 to FL, DIFF = Difference To Personal Best Lap, P = Crossed Finish Line in Pit Lane, D = Time Disallowed

P25 640 1000		Dominic BREWIN		Suzuki GSXR 1000 - The Crown Inn - Heather		
IDEAL LAP TIME : 59.911		BEST LAP TIME : 1:00.139		DIFFERENCE : 0.228		
LAP	SECTOR 1	SECTOR 2	LAP TIME	MPH	DIFF	TIME OF DAY
1 -		24.269	1:09.886	62.22	9.747	17:44:34.854
2 -	37.067	23.568	1:00.635 (3)	71.71	0.496	17:45:35.489
3 -	36.578	23.561	1:00.139 (1)	72.30		17:46:35.628
4 -	37.180	24.136	1:01.316	70.92	1.177	17:47:36.944
5 -	37.569	25.320	1:02.889	69.14	2.750	17:48:39.833
6 -	36.350	23.878	1:00.228 (2)	72.20	0.089	17:49:40.061
7 -	36.763	24.185	1:00.948	71.34	0.809	17:50:41.009
8 -	37.603	23.918	1:01.521	70.68	1.382	17:51:42.530
9 -	37.516	24.340	1:01.856	70.30	1.717	17:52:44.386

P26 888 1000		Paul FAGG		Yamaha R1 4C8 -		
IDEAL LAP TIME : 1:00.425		BEST LAP TIME : 1:00.497		DIFFERENCE : 0.072		
LAP	SECTOR 1	SECTOR 2	LAP TIME	MPH	DIFF	TIME OF DAY
1 -		23.569	1:07.772	64.16	7.275	17:44:32.740
2 -	36.856	23.641	1:00.497 (1)	71.88		17:45:33.237
3 -	37.309	23.936	1:01.245 (2)	71.00	0.748	17:46:34.482
4 -	37.532	24.539	1:02.071 (3)	70.05	1.574	17:47:36.553
5 -	38.984	24.717	1:03.701	68.26	3.204	17:48:40.254
6 -	39.102	24.753	1:03.855	68.10	3.358	17:49:44.109
7 -	38.115	24.905	1:03.020	69.00	2.523	17:50:47.129
8 -	38.895	24.747	1:03.642	68.32	3.145	17:51:50.771
9 -	38.224	24.955	1:03.179	68.82	2.682	17:52:53.950

P27 881 600		Selwyn LLOYD		Honda CBR600RR -		
IDEAL LAP TIME : 59.101		BEST LAP TIME : 1:00.197		DIFFERENCE : 1.096		
LAP	SECTOR 1	SECTOR 2	LAP TIME	MPH	DIFF	TIME OF DAY
1 -		24.051	1:33.144	46.68	32.947	17:44:58.112
2 -	37.122	24.145	1:01.267	70.97	1.070	17:45:59.379
3 -	36.956	24.474	1:01.430	70.78	1.233	17:47:00.809
4 -	37.997	23.907	1:01.904	70.24	1.707	17:48:02.713
5 -	37.195	23.525	1:00.720	71.61	0.523	17:49:03.433
6 -	36.907	24.059	1:00.966	71.32	0.769	17:50:04.399
7 -	36.796	23.719	1:00.515 (3)	71.85	0.318	17:51:04.914
8 -	36.674	23.523	1:00.197 (1)	72.23		17:52:05.111
9 -	35.578	24.800	1:00.378 (2)	72.02	0.181	17:53:05.489

P28 49 600		Marco STRILLOZZI		Yamaha R6 -		
IDEAL LAP TIME : 59.816		BEST LAP TIME : 1:00.085		DIFFERENCE : 0.269		
LAP	SECTOR 1	SECTOR 2	LAP TIME	MPH	DIFF	TIME OF DAY
1 -		24.107	1:32.893	46.81	32.808	17:44:57.861
2 -	36.875	24.166	1:01.041	71.24	0.956	17:45:58.902
3 -	37.146	24.523	1:01.669	70.51	1.584	17:47:00.571
4 -	37.790	24.146	1:01.936	70.21	1.851	17:48:02.507
5 -	36.539	23.977	1:00.516 (2)	71.85	0.431	17:49:03.023
6 -	36.955	24.068	1:01.023	71.26	0.938	17:50:04.046
7 -	36.610	24.097	1:00.707 (3)	71.63	0.622	17:51:04.753
8 -	37.648	23.710	1:01.358	70.87	1.273	17:52:06.111
9 -	36.106	23.979	1:00.085 (1)	72.37		17:53:06.196

BMCRC - MRO Championships 2022 - Rnd 1 @ Brands Hatch Indy

BMCRC Rookie 600 & 1000

RACE 18 - SECTOR ANALYSIS



SECTOR 1 = FL to I1, SECTOR 2 = I1 to FL, DIFF = Difference To Personal Best Lap, P = Crossed Finish Line in Pit Lane, D = Time Disallowed

P29 84 1000 Colin McPHERSON		Kawasaki ZX10R -				
IDEAL LAP TIME : 1:03.021		BEST LAP TIME : 1:03.111		DIFFERENCE : 0.090		
LAP	SECTOR 1	SECTOR 2	LAP TIME	MPH	DIFF	TIME OF DAY
1 -		25.433	1:11.668	60.67	8.557	17:44:36.636
2 -	38.796	25.118	1:03.914	68.03	0.803	17:45:40.550
3 -	38.999	25.174	1:04.173	67.76	1.062	17:46:44.723
4 -	38.522	25.117	1:03.639	68.33	0.528	17:47:48.362
5 -	38.189	25.009	1:03.198 (2)	68.80	0.087	17:48:51.560
6 -	38.626	24.996	1:03.622 (3)	68.35	0.511	17:49:55.182
7 -	38.279	24.832	1:03.111 (1)	68.90		17:50:58.293
8 -	38.902	24.965	1:03.867	68.08	0.756	17:52:02.160
9 -	38.283	25.797	1:04.080	67.86	0.969	17:53:06.240

P30 178 600 Tom CAUGHLIN		Triumph 675R DAYTONA -				
IDEAL LAP TIME : 1:00.183		BEST LAP TIME : 1:00.761		DIFFERENCE : 0.578		
LAP	SECTOR 1	SECTOR 2	LAP TIME	MPH	DIFF	TIME OF DAY
1 -		25.002	1:34.336	46.09	33.575	17:44:59.304
2 -	36.937	24.326	1:01.263	70.98	0.502	17:46:00.567
3 -	36.143	24.636	1:00.779 (2)	71.54	0.018	17:47:01.346
4 -	36.587	24.174	1:00.761 (1)	71.56		17:48:02.107
5 -	36.478	24.519	1:00.997	71.29	0.236	17:49:03.104
6 -	36.811	24.354	1:01.165	71.09	0.404	17:50:04.269
7 -	37.025	24.711	1:01.736	70.43	0.975	17:51:06.005
8 -	36.757	24.085	1:00.842	71.47	0.081	17:52:06.847
9 -	36.776	24.040	1:00.816 (3)	71.50	0.055	17:53:07.663

P31 68 600 Aaron WRIGHT		Yamaha R6 - AB Professionals Ltd				
IDEAL LAP TIME : 1:00.357		BEST LAP TIME : 1:00.633		DIFFERENCE : 0.276		
LAP	SECTOR 1	SECTOR 2	LAP TIME	MPH	DIFF	TIME OF DAY
1 -		24.877	1:34.543	45.99	33.910	17:44:59.511
2 -	37.300	24.217	1:01.517	70.68	0.884	17:46:01.028
3 -	36.751	23.909	1:00.660 (2)	71.68	0.027	17:47:01.688
4 -	37.454	24.081	1:01.535	70.66	0.902	17:48:03.223
5 -	37.096	24.291	1:01.387	70.83	0.754	17:49:04.610
6 -	36.448	24.185	1:00.633 (1)	71.72		17:50:05.243
7 -	36.826	24.287	1:01.113	71.15	0.480	17:51:06.356
8 -	36.820	24.154	1:00.974 (3)	71.31	0.341	17:52:07.330
9 -	37.005	24.558	1:01.563	70.63	0.930	17:53:08.893

P32 37 1000 Adam DAVEY		BMW S1000RR -				
IDEAL LAP TIME : 1:00.519		BEST LAP TIME : 1:00.519		DIFFERENCE : 0.000		
LAP	SECTOR 1	SECTOR 2	LAP TIME	MPH	DIFF	TIME OF DAY
1 -		25.644	1:12.376	60.08	11.857	17:44:37.344
2 -	38.472	25.158	1:03.630	68.34	3.111	17:45:40.974
3 -	36.977	24.845	1:01.822 (3)	70.34	1.303	17:46:42.796
4 -	36.974	24.648	1:01.622 (2)	70.56	1.103	17:47:44.418
5 -	36.487	24.032	1:00.519 (1)	71.85		17:48:44.937
6 -	1:14.221	26.947	1:41.168	42.98	40.649	17:50:26.105
7 -	38.503	24.991	1:03.494	68.48	2.975	17:51:29.599
8 -	39.213	25.045	1:04.258	67.67	3.739	17:52:33.857

BMCRC - MRO Championships 2022 - Rnd 1 @ Brands Hatch Indy

BMCRC Rookie 600 & 1000

RACE 18 - SECTOR ANALYSIS



SECTOR 1 = FL to I1, SECTOR 2 = I1 to FL, DIFF = Difference To Personal Best Lap, P = Crossed Finish Line in Pit Lane, D = Time Disallowed

P33 42 600 Kai EVANS		Suzuki GSXR 600 - CBS Ltd Construction and Engineering				
IDEAL LAP TIME : 1:04.149		BEST LAP TIME : 1:04.149		DIFFERENCE : 0.000		
LAP	SECTOR 1	SECTOR 2	LAP TIME	MPH	DIFF	TIME OF DAY
1 -		25.183	1:36.027	45.28	31.878	17:45:00.995
2 -	39.122	25.027	1:04.149 (1)	67.78		17:46:05.144
3 -	39.710	25.389	1:05.099 (3)	66.79	0.950	17:47:10.243
4 -	39.435	25.500	1:04.935 (2)	66.96	0.786	17:48:15.178
5 -	40.394	25.234	1:05.628	66.26	1.479	17:49:20.806
6 -	40.098	25.551	1:05.649	66.24	1.500	17:50:26.455
7 -	39.961	26.028	1:05.989	65.89	1.840	17:51:32.444
8 -	40.606	26.154	1:06.760	65.13	2.611	17:52:39.204

P34 395 600 William NICHOLLS		Suzuki GSXR 600 -				
IDEAL LAP TIME : 1:07.002		BEST LAP TIME : 1:07.238		DIFFERENCE : 0.236		
LAP	SECTOR 1	SECTOR 2	LAP TIME	MPH	DIFF	TIME OF DAY
1 -		27.852	1:44.683	41.54	37.445	17:45:09.651
2 -	41.809	27.387	1:09.196	62.84	1.958	17:46:18.847
3 -	41.269	26.103	1:07.372 (3)	64.54	0.134	17:47:26.219
4 -	41.354	26.346	1:07.700	64.23	0.462	17:48:33.919
5 -	42.490	26.347	1:08.837	63.17	1.599	17:49:42.756
6 -	41.469	27.389	1:08.858	63.15	1.620	17:50:51.614
7 -	41.094	26.144	1:07.238 (1)	64.67		17:51:58.852
8 -	40.899	26.357	1:07.256 (2)	64.65	0.018	17:53:06.108

P35 444 600 Micheal HANRAHAN		Yamaha R600 - T G CAD SERVICES				
IDEAL LAP TIME : 1:07.678		BEST LAP TIME : 1:07.731		DIFFERENCE : 0.053		
LAP	SECTOR 1	SECTOR 2	LAP TIME	MPH	DIFF	TIME OF DAY
1 -		28.770	1:44.916	41.44	37.185	17:45:09.884
2 -	43.677	28.476	1:12.153	60.26	4.422	17:46:22.037
3 -	41.758	27.391	1:09.149	62.88	1.418	17:47:31.186
4 -	42.099	27.775	1:09.874	62.23	2.143	17:48:41.060
5 -	41.618	27.511	1:09.129 (3)	62.90	1.398	17:49:50.189
6 -	41.120	26.611	1:07.731 (1)	64.20		17:50:57.920
7 -	41.067	27.375	1:08.442 (2)	63.53	0.711	17:52:06.362
8 -	43.206	27.369	1:10.575	61.61	2.844	17:53:16.937

BMCRC - MRO Championships 2022 - Rnd 1 @ Brands Hatch Indy

BMCRC Rookie 600 & 1000

RACE 18 - BEST SECTORS

SECTOR 1				SECTOR 2				IDEAL / BEST COMPARISON				
POS	NO	NAME	TIME	NO	NAME	TIME	POS	NO	NAME	IDEAL	BEST	DIFF
									PERFECT LAP	51.617		
1	100	CRANSTONE	31.454	100	CRANSTONE	20.163	1	100	CRANSTONE	51.617	52.101	0.484
2	224	HEALEY	31.586	224	HEALEY	20.442	2	224	HEALEY	52.028	52.028	0.000
3	23	HINCHCLIFFE	32.007	34	CHEESEMAN	20.600	3	34	CHEESEMAN	52.803	53.396	0.593
4	34	CHEESEMAN	32.203	19	SHEPPHARD	20.906	4	23	HINCHCLIFFE	52.925	53.339	0.414
5	19	SHEPPHARD	32.211	23	HINCHCLIFFE	20.918	5	19	SHEPPHARD	53.117	53.390	0.273
6	46	MARSH	32.571	46	MARSH	21.092	6	46	MARSH	53.663	53.794	0.131
7	58	NICHOLAS	32.745	994	BACON	21.245	7	58	NICHOLAS	54.009	54.248	0.239
8	885	HOBBS	32.913	58	NICHOLAS	21.264	8	994	BACON	54.301	54.885	0.584
9	994	BACON	33.056	28	BICKNELL	21.623	9	885	HOBBS	54.609	54.843	0.234
10	177	LAURICELLA	33.375	885	HOBBS	21.696	10	28	BICKNELL	55.164	55.164	0.000
11	28	BICKNELL	33.541	146	MORGAN	21.752	11	177	LAURICELLA	55.314	55.869	0.555
12	146	MORGAN	33.710	125	CHAM	21.814	12	146	MORGAN	55.462	55.583	0.121
13	125	CHAM	33.844	69	COKER	21.858	13	125	CHAM	55.658	56.059	0.401
14	120	GOWER	34.111	177	LAURICELLA	21.939	14	69	COKER	56.092	56.166	0.074
15	36	MORGAN	34.135	281	FARLEY	22.158	15	281	FARLEY	56.518	56.525	0.007
16	10	SMITH	34.179	155	SMITH	22.311	16	120	GOWER	56.587	56.830	0.243
17	69	COKER	34.234	120	GOWER	22.476	17	36	MORGAN	56.625	56.642	0.017
18	281	FARLEY	34.360	36	MORGAN	22.490	18	155	SMITH	56.818	57.229	0.411
19	155	SMITH	34.507	41	COOK	22.656	19	10	SMITH	57.224	57.224	0.000
20	24	STRUTT	34.552	11	BLACKMAN	22.668	20	24	STRUTT	57.241	57.573	0.332
21	11	BLACKMAN	34.709	24	STRUTT	22.689	21	11	BLACKMAN	57.377	57.468	0.091
22	41	COOK	34.790	45	SMITH	22.825	22	41	COOK	57.446	57.540	0.094
23	96	SCOTT	35.288	10	SMITH	23.045	23	45	SMITH	58.135	58.307	0.172
24	45	SMITH	35.310	881	LLOYD	23.523	24	96	SCOTT	59.067	59.126	0.059
25	881	LLOYD	35.578	640	BREWIN	23.561	25	881	LLOYD	59.101	1:00.197	1.096
26	49	STRILLOZZI	36.106	888	FAGG	23.569	26	49	STRILLOZZI	59.816	1:00.085	0.269
27	178	CAUGHLIN	36.143	49	STRILLOZZI	23.710	27	640	BREWIN	59.911	1:00.139	0.228
28	640	BREWIN	36.350	96	SCOTT	23.779	28	178	CAUGHLIN	1:00.183	1:00.761	0.578
29	68	WRIGHT	36.448	68	WRIGHT	23.909	29	68	WRIGHT	1:00.357	1:00.633	0.276
30	37	DAVEY	36.487	37	DAVEY	24.032	30	888	FAGG	1:00.425	1:00.497	0.072
31	888	FAGG	36.856	178	CAUGHLIN	24.040	31	37	DAVEY	1:00.519	1:00.519	0.000
32	84	McPHERSON	38.189	84	McPHERSON	24.832	32	84	McPHERSON	1:03.021	1:03.111	0.090
33	42	EVANS	39.122	42	EVANS	25.027	33	42	EVANS	1:04.149	1:04.149	0.000
34	395	NICHOLLS	40.899	395	NICHOLLS	26.103	34	395	NICHOLLS	1:07.002	1:07.238	0.236
35	444	HANRAHAN	41.067	444	HANRAHAN	26.611	35	444	HANRAHAN	1:07.678	1:07.731	0.053

BMCRC - MRO Championships 2022 - Rnd 1 @ Brands Hatch Indy

BMCRC Rookie 600 & 1000

RACE 18 - STATISTICS

Competitors Started 35
Planned Start 2022-03-12 @ 17:30:00.000
Actual Start 2022-03-12 @ 17:43:24.967
Finish Time 2022-03-12 @ 17:52:19.865
Track Length 1.2079mi.
Total Laps 324
Total Distance Covered 391.3743mi.

Session Fastest Lap History

NO	CL	NAME	LAP TIME	TIME OF DAY	LAP	VEHICLE
100	1000	Sam CRANSTONE	52.370	17:45:15.271	2	Bmw S1000RR
100	1000	Sam CRANSTONE	52.162	17:50:35.133	8	Bmw S1000RR
100	1000	Sam CRANSTONE	52.101	17:52:19.888	10	Bmw S1000RR
224	1000	Lee HEALEY	52.028	17:52:20.394	10	Suzuki GSXR 1000R

Session Leader History

NO	CL	NAME	FROM LAP	LAPS LED	DISTANCE	VEHICLE
100	1000	Sam CRANSTONE	1	6	7.24 miles	Bmw S1000RR
224	1000	Lee HEALEY	7	1	1.20 miles	Suzuki GSXR 1000R
100	1000	Sam CRANSTONE	8	3	3.62 miles	Bmw S1000RR

Flag History

TYPE	TIME OF DAY
GREEN	17:43:24.967
FINISH	17:52:19.865

Flag Statistics

TYPE	COUNT	TOTAL LAPS	TOTAL TIME
Green	1	10	10:03.559
Red	0	0	0.000
Safety Car	0	0	0.000
FCY	0	0	0.000

BMCRC - MRO Championships 2022 - Rnd 1 @ Brands Hatch Indy

BMCRC Rookie 600 & 1000

RACE 18 - STATISTICS

CLASS : 1000

15 Starters

Fastest Lap History

NO	NAME	LAP TIME	TIME OF DAY	LAP	VEHICLE
100	Sam CRANSTONE	52.370	17:45:15.271	2	Bmw S1000RR
100	Sam CRANSTONE	52.162	17:50:35.133	8	Bmw S1000RR
100	Sam CRANSTONE	52.101	17:52:19.888	10	Bmw S1000RR
224	Lee HEALEY	52.028	17:52:20.394	10	Suzuki GSXR 1000R

Leader History

NO	NAME	FROM LAP	LAPS LED	DISTANCE	VEHICLE
100	Sam CRANSTONE	1	6	7.24 miles	Bmw S1000RR
224	Lee HEALEY	7	1	1.20 miles	Suzuki GSXR 1000R
100	Sam CRANSTONE	8	3	3.62 miles	Bmw S1000RR

BMCRC - MRO Championships 2022 - Rnd 1 @ Brands Hatch Indy

BMCRC Rookie 600 & 1000

RACE 18 - STATISTICS

CLASS : 600

20 Starters

Fastest Lap History

NO	NAME	LAP TIME	TIME OF DAY	LAP	VEHICLE
19	Michael SHEPPHARD	54.527	17:45:42.450	2	Kawasaki ZX6R
19	Michael SHEPPHARD	54.174	17:47:31.665	4	Kawasaki ZX6R
19	Michael SHEPPHARD	53.594	17:49:21.157	6	Kawasaki ZX6R
19	Michael SHEPPHARD	53.461	17:50:14.618	7	Kawasaki ZX6R
19	Michael SHEPPHARD	53.390	17:51:08.007	8	Kawasaki ZX6R

Leader History

NO	NAME	FROM LAP	LAPS LED	DISTANCE	VEHICLE
19	Michael SHEPPHARD	1	10	12.07 miles	Kawasaki ZX6R

BMCRC - MRO Championships 2022 - Rnd 1 @ Brands Hatch Indy

BMCRC Rookie 600 & 1000

RACE 9 - GRID (12 Laps)



CONTRACTORS LTD

ROW 14	42	18	Graeme COE	1:07.731	41	444	Micheal HANRAHAN	1:07.238	40	395	William NICHOLLS	
ROW 13		39	42	Kai EVANS	1:04.149	38	178	Tom CAUGHLIN	1:00.761	37	68	Aaron WRIGHT
ROW 12	36	881	Selwyn LLOYD	1:00.197	35	49	Marco STRILLOZZI	1:00.085	34	24	Mark STRUTT	
ROW 11		33	41	Toby COOK	57.540	32	11	Darren BLACKMAN	57.468	31	155	Eliot SMITH
ROW 10	30	10	Glenn SMITH	57.224	29	120	James GOWER	56.830	28	177	Calogero LAURICELLA	
ROW 9		27	28	Craig BICKNELL	55.164	26	994	Scott BACON	54.885	25	885	Oliver HOBBS
ROW 8	24	58	Paul NICHOLAS	54.248	23	46	Pete MARSH	53.794	22	19	Michael SHEPPHARD	
ROW 7		21				20				19		
ROW 6	18					17	261	Roberto Di GREGORIO		16	222	Daniel MERCER
ROW 5		15	84	Colin McPHERSON	1:03.111	14	37	Adam DAVEY	1:00.519	13	888	Paul FAGG
ROW 4	12	640	Dominic BREWIN	1:00.139	11	96	Peter SCOTT	59.126	10	45	Glenn SMITH	
ROW 3		9	36	Alan MORGAN	56.642	8	281	Daniel FARLEY	56.525	7	69	Alfie COKER
ROW 2	6	125	Matthew CHAM	56.059	5	146	David MORGAN	55.583	4	34	Ben CHEESEMAN	
ROW 1		3	23	Harry HINCHCLIFFE	53.339	2	100	Sam CRANSTONE	52.101	1	224	Lee HEALEY
											Pole	

Brands Hatch Indy: 1.2079 miles

These results are provisional until the conclusion of any judicial and technical matters.

Clerk Of Course :	Stewards :	Timekeeper : Craig Smith
-------------------	------------	--------------------------

Results can be found at www.tsl-timing.com

Printed - 17:58 Saturday, 12 March 2022



BMCRC - MRO Championships 2022 - Rnd 1 @ Brands Hatch Indy

BMCRC Rookie 600 & 1000

RACE 19 - CLASSIFICATION



CONTRACTORS LTD

POS	NO	CL	PIC NAME	ENTRY	LAPS	TIME	GAP	DIFF	MPH	BEST	ON
1	224	1000	1 Lee HEALEY	Suzuki GSXR 1000R - F-Tech Fire & Electrical Ltd	9	8:14.511			79.14	53.590	7
2	34*	1000	2 Ben CHEESEMAN	Kawasaki ZX10RR -	9	8:23.717	9.206	9.206	77.69	52.342	7
3	125	1000	3 Matthew CHAM	Kawasaki ZX10R -	8	7:47.976	1 Lap	1 Lap	74.33	57.642	4
4	69	1000	4 Alfie COKER	Kawasaki ZX10R - Elmech LTD	8	7:50.440	1 Lap	2.464	73.94	56.712	7
5	281	1000	5 Daniel FARLEY	Suzuki GSXR - F-tech	8	7:51.598	1 Lap	1.158	73.76	56.707	7
6	45	1000	6 Glenn SMITH	Kawasaki ZX10R -	8	7:51.911	1 Lap	0.313	73.71	56.556	7
7	19	600	1 Michael SHEPPHARD	Kawasaki ZX6R - RTR Performance	8	7:52.106	1 Lap	0.195	73.68	54.905	5
8	46	600	2 Pete MARSH	Kawasaki ZX6R - Zipped Up Racing	8	7:52.553	1 Lap	0.447	73.61	54.784	7
9	96	1000	7 Peter SCOTT	Suzuki GSXR750 - South Hill MOT Centre	8	7:54.378	1 Lap	1.825	73.33	57.371	7
10	120	600	3 James GOWER	Yamaha R6 - TeamRubyRacing	8	8:06.544	1 Lap	12.166	71.50	55.974	4
11	885	600	4 Oliver HOBBS	Kawasaki ZX6R -	8	8:09.970	1 Lap	3.426	71.00	56.303	8
12	177	600	5 Calogero LAURICELLA	Kawasaki 636 -	8	8:13.139	1 Lap	3.169	70.54	57.453	3
13	994	600	6 Scott BACON	Yamaha R6 -	8	8:13.420	1 Lap	0.281	70.50	56.670	3
14	10	600	7 Glenn SMITH	Suzuki GSXR - AOR Alex Olsen Racing	8	8:21.584	1 Lap	8.164	69.35	57.979	8
15	37	1000	8 Adam DAVEY	BMW S1000RR -	8	8:29.307	1 Lap	7.723	68.30	1:02.121	6
16	11	600	8 Darren BLACKMAN	Yamaha R6 -	8	8:33.472	1 Lap	4.165	67.75	1:00.178	8
17	41	600	9 Toby COOK	Triumph DAYTONA - Brixham Bodyworks	8	8:41.774	1 Lap	8.302	66.67	1:00.938	8
18	18	600	10 Graeme COE	Yamaha R6 -	7	7:41.259	2 Laps	1 Lap	65.99	59.608	6
19	42	600	11 Kai EVANS	Suzuki GSXR 600 - CBS Ltd Construction and Engin	7	7:47.311	2 Laps	6.052	65.13	1:02.622	7
20	68	600	12 Aaron WRIGHT	Yamaha R6 - AB Professionals Ltd	7	7:48.632	2 Laps	1.321	64.95	1:02.075	7
21	84	1000	9 Colin McPHERSON	Kawasaki ZX10R -	7	7:51.866	2 Laps	3.234	64.51	1:05.122	7
22	395	600	13 William NICHOLLS	Suzuki GSXR 600 -	7	8:28.263	2 Laps	36.397	59.89	1:05.379	6

NOT CLASSIFIED

DNF	100	1000	Sam CRANSTONE	Bmw S1000RR -	4	3:44.905	5 Laps	3 Laps	77.34	54.465	4
DNF	23	1000	Harry HINCHCLIFFE	Kawasaki ZX10R -	4	3:45.214	5 Laps	0.309	77.23	53.703	4
DNF	49	600	Marco STRILLOZZI	Yamaha R6 -	0						
DNF	58	600	Paul NICHOLAS	Yamaha YZF R6 - Harris Autos Repairs	0						

FASTEST LAP

34	1000	Ben CHEESEMAN	Kawasaki ZX10RR -	7	52.342	83.08 mph	133.70 kph
46	600	Pete MARSH	Kawasaki ZX6R - Zipped Up Racing	7	54.784	79.37 mph	127.74 kph

* Bike 34 - 10 second penalty - yellow flag infringement

Class 1000 - 92.5% of Race Speed = 73.20 mph

Class 600 - 92.5% of Race Speed = 68.15 mph

Red Flag (end of session): 17:15

Race Distance: 9 Laps / 10.87 miles

Brands Hatch Indy: 1.2079 miles

Date: 13/03/2022 Start: 17:06 Finish: 00:00

Weather / Track : Cloudy / Drying

These results are provisional until the conclusion of any judicial and technical matters.

Clerk Of Course :	Stewards :	Timekeeper : Craig Smith
-------------------	------------	--------------------------

Results can be found at www.tsl-timing.com

Printed - 17:18 Sunday, 13 March 2022



BMCRC - MRO Championships 2022 - Rnd 1 @ Brands Hatch Indy

BMCRC Rookie 600 & 1000

RACE 19 - LAP CHART

LAP 1 @ 17:07:55.926

NO	BEHIND	LAP TIME
224		59.457
100	1.421	1:00.878
23	1.580	1:01.037
34	1.867	1:01.324
125	3.095	1:02.552
281	5.871	1:05.328
69	6.090	1:05.547
96	7.979	1:07.436
45	8.171	1:07.628
37	11.317	1:10.774
84	14.561	1:14.018
19	19.866	1:19.323
46	21.736	1:21.193
177	21.826	1:21.283
120	22.470	1:21.927
10	24.899	1:24.356
994	24.940	1:24.397
885	25.102	1:24.559
11	25.799	1:25.256
42	28.393	1:27.850
68	29.058	1:28.515
41	29.099	1:28.556
18	29.148	1:28.605
395	37.113	1:36.570

LAP 2 @ 17:08:49.779

NO	BEHIND	LAP TIME
224		53.853
100	2.571	55.003
23	3.149	55.422
34	3.216	55.202
125	7.207	57.965
69	11.402	59.165
281	11.732	59.714
96	13.417	59.291
45	13.784	59.466
37	20.571	1:03.107
46	25.843	57.960
19	25.938	59.925
177	26.593	58.620
120	27.038	58.421
84	28.011	1:07.303
994	28.418	57.331
885	29.349	58.100
10	31.672	1:00.626
11	33.167	1:01.221
42	38.039	1:03.499
41	38.508	1:03.262
68	38.886	1:03.681
18	38.927	1:03.632
395	52.836	1:09.576

LAP 3 @ 17:09:44.845

NO	BEHIND	LAP TIME
224		55.066
100	2.064	54.559
34	2.523	54.373
23	3.135	55.052
125	10.119	57.978
69	13.990	57.654
281	14.553	57.887
96	16.215	57.864

45	16.358	57.640
46	27.507	56.730
37	27.687	1:02.182
19	27.942	57.070
177	28.980	57.453
120	29.128	57.156
994	30.022	56.670
885	31.834	57.551
10	36.374	59.768
84	39.884	1:06.939
11	39.977	1:01.876
41	46.820	1:03.378
42	47.509	1:04.536
18	47.671	1:03.810
68	48.336	1:04.516

LAP 4 @ 17:10:40.387

NO	BEHIND	LAP TIME
224		55.542
34	0.484	53.503
100	0.987	54.465
23	1.296	53.703
395	1 Lap	1:07.661
125	12.219	57.642
69	15.977	57.529
281	16.817	57.806
96	18.703	58.030
45	18.918	58.102
19	27.849	55.449
46	28.418	56.453
120	29.560	55.974
177	32.198	58.760
994	32.335	57.855
885	33.967	57.675
37	34.482	1:02.337
10	39.339	58.507
11	45.084	1:00.649
84	50.367	1:06.025
41	53.236	1:01.958
42	54.687	1:02.720

LAP 5 @ 17:11:35.277

NO	BEHIND	LAP TIME
34		54.406
18	1 Lap	1:02.819
224	0.292	55.182
68	1 Lap	1:02.799
125	15.503	58.174
69	20.967	59.880
281	21.135	59.208
96	22.228	58.415
45	22.296	58.268
19	27.864	54.905
395	1 Lap	1:13.612
46	28.699	55.171
120	31.284	56.614
994	36.510	59.065
177	37.265	59.957
885	37.294	58.217
37	42.663	1:03.071
10	45.221	1:00.772
11	52.541	1:02.347

LAP 6 @ 17:12:29.511

NO	BEHIND	LAP TIME
224		53.942
34	0.106	54.340
41	1 Lap	1:01.197
84	1 Lap	1:06.619
18	1 Lap	1:02.221
42	1 Lap	1:03.376
68	1 Lap	1:03.154
125	19.204	57.935
69	23.608	56.875
281	24.609	57.708
45	25.312	57.250
96	26.456	58.462
19	28.752	55.122
46	29.297	54.832
120	37.521	1:00.471
994	43.094	1:00.818
885	43.639	1:00.579
395	1 Lap	1:09.350
177	43.945	1:00.914
37	50.550	1:02.121
10	50.980	59.993

LAP 7 @ 17:13:21.959

NO	BEHIND	LAP TIME
34		52.342
224	1.142	53.590
11	1 Lap	1:00.876
41	1 Lap	1:01.377
18	1 Lap	59.608
42	1 Lap	1:02.708
68	1 Lap	1:03.892
84	1 Lap	1:05.840
125	24.628	57.872
69	27.872	56.712
281	28.868	56.707
45	29.420	56.556
96	31.379	57.371
46	31.633	54.784
19	31.656	55.352
120	42.502	57.429
885	48.177	56.986
177	50.010	58.513
994	50.035	59.389

LAP 8 @ 17:14:17.026

NO	BEHIND	LAP TIME
34		55.067
224	0.263	54.188
395	2 Laps	1:05.379
10	1 Lap	59.583
37	1 Lap	1:02.934
11	1 Lap	1:01.069
41	1 Lap	1:01.108
18	1 Lap	1:00.564
42	1 Lap	1:02.622
125	27.419	57.858
68	1 Lap	1:02.075
69	29.883	57.078
281	31.041	57.240
84	1 Lap	1:05.122
45	31.354	57.001
19	31.549	54.960

46	31.996	55.430
96	33.821	57.509
120	45.987	58.552
885	49.413	56.303
177	52.582	57.639
994	52.863	57.895

LAP 9 @ 17:15:10.186

NO	BEHIND	LAP TIME
34		53.160
224	0.794	53.691
10	1 Lap	57.979
395	2 Laps	1:06.115
37	1 Lap	1:02.781
11	1 Lap	1:00.178
41	1 Lap	1:00.938

BMCRC - MRO Championships 2022 - Rnd 1 @ Brands Hatch Indy

BMCRC Rookie 600 & 1000

RACE 19 - SECTOR ANALYSIS



SECTOR 1 = FL to I1, SECTOR 2 = I1 to FL, DIFF = Difference To Personal Best Lap, P = Crossed Finish Line in Pit Lane, D = Time Disallowed

P1		224 1000		Lee HEALEY		Suzuki GSXR 1000R - F-Tech Fire & Electrical Ltd	
IDEAL LAP TIME : 53.502		BEST LAP TIME : 53.590		DIFFERENCE : 0.088			
LAP	SECTOR 1	SECTOR 2	LAP TIME	MPH	DIFF	TIME OF DAY	
1 -		21.110	59.457	73.13	5.867	17:07:55.926	
2 -	32.762	21.091	53.853 (3)	80.74	0.263	17:08:49.779	
3 -	33.592	21.474	55.066	78.97	1.476	17:09:44.845	
4 -	33.881	21.661	55.542	78.29	1.952	17:10:40.387	
5 -	33.817	21.365	55.182	78.80	1.592	17:11:35.569	
6 -	32.825	21.117	53.942	80.61	0.352	17:12:29.511	
7 -	32.603	20.987	53.590 (1)	81.14		17:13:23.101	
8 -	33.056	21.132	54.188	80.25	0.598	17:14:17.289	
9 -	32.515	21.176	53.691 (2)	80.99	0.101	17:15:10.980	

P2		34 1000		Ben CHEESEMAN		Kawasaki ZX10RR -	
IDEAL LAP TIME : 52.342		BEST LAP TIME : 52.342		DIFFERENCE : 0.000			
LAP	SECTOR 1	SECTOR 2	LAP TIME	MPH	DIFF	TIME OF DAY	
1 -		21.640	1:01.324	70.91	8.982	17:07:57.793	
2 -	33.746	21.456	55.202	78.77	2.860	17:08:52.995	
3 -	33.162	21.211	54.373	79.97	2.031	17:09:47.368	
4 -	32.574	20.929	53.503 (3)	81.27	1.161	17:10:40.871	
5 -	32.893	21.513	54.406	79.92	2.064	17:11:35.277	
6 -	33.398	20.942	54.340	80.02	1.998	17:12:29.617	
7 -	31.850	20.492	52.342 (1)	83.08		17:13:21.959	
8 -	32.853	22.214	55.067	78.96	2.725	17:14:17.026	
9 -	32.141	21.019	53.160 (2)	81.80	0.818	17:15:10.186	

P3		125 1000		Matthew CHAM		Kawasaki ZX10R -	
IDEAL LAP TIME : 57.046		BEST LAP TIME : 57.642		DIFFERENCE : 0.596			
LAP	SECTOR 1	SECTOR 2	LAP TIME	MPH	DIFF	TIME OF DAY	
1 -		22.439	1:02.552	69.51	4.910	17:07:59.021	
2 -	34.987	22.978	57.965	75.02	0.323	17:08:56.986	
3 -	34.909	23.069	57.978	75.00	0.336	17:09:54.964	
4 -	34.607	23.035	57.642 (1)	75.44		17:10:52.606	
5 -	35.474	22.700	58.174	74.75	0.532	17:11:50.780	
6 -	34.950	22.985	57.935	75.06	0.293	17:12:48.715	
7 -	35.112	22.760	57.872 (3)	75.14	0.230	17:13:46.587	
8 -	35.271	22.587	57.858 (2)	75.15	0.216	17:14:44.445	

P4		69 1000		Alfie COKER		Kawasaki ZX10R - Elmech LTD	
IDEAL LAP TIME : 56.331		BEST LAP TIME : 56.712		DIFFERENCE : 0.381			
LAP	SECTOR 1	SECTOR 2	LAP TIME	MPH	DIFF	TIME OF DAY	
1 -		23.278	1:05.547	66.34	8.835	17:08:02.016	
2 -	36.362	22.803	59.165	73.49	2.453	17:09:01.181	
3 -	35.076	22.578	57.654	75.42	0.942	17:09:58.835	
4 -	35.092	22.437	57.529	75.58	0.817	17:10:56.364	
5 -	37.154	22.726	59.880	72.62	3.168	17:11:56.244	
6 -	34.587	22.288	56.875 (2)	76.45	0.163	17:12:53.119	
7 -	34.550	22.162	56.712 (1)	76.67		17:13:49.831	
8 -	34.169	22.909	57.078 (3)	76.18	0.366	17:14:46.909	

BMCRC - MRO Championships 2022 - Rnd 1 @ Brands Hatch Indy

BMCRC Rookie 600 & 1000

RACE 19 - SECTOR ANALYSIS



SECTOR 1 = FL to I1, SECTOR 2 = I1 to FL, DIFF = Difference To Personal Best Lap, P = Crossed Finish Line in Pit Lane, D = Time Disallowed

P5 281 1000 Daniel FARLEY		Suzuki GSXR - F-tech				
IDEAL LAP TIME : 56.646		BEST LAP TIME : 56.707		DIFFERENCE : 0.061		
LAP	SECTOR 1	SECTOR 2	LAP TIME	MPH	DIFF	TIME OF DAY
1 -		23.322	1:05.328	66.56	8.621	17:08:01.797
2 -	36.629	23.085	59.714	72.82	3.007	17:09:01.511
3 -	35.609	22.278	57.887	75.12	1.180	17:09:59.398
4 -	35.480	22.326	57.806	75.22	1.099	17:10:57.204
5 -	36.781	22.427	59.208	73.44	2.501	17:11:56.412
6 -	35.505	22.203	57.708 (3)	75.35	1.001	17:12:54.120
7 -	34.646	22.061	56.707 (1)	76.68		17:13:50.827
8 -	34.585	22.655	57.240 (2)	75.97	0.533	17:14:48.067

P6 45 1000 Glenn SMITH		Kawasaki ZX10R -				
IDEAL LAP TIME : 56.556		BEST LAP TIME : 56.556		DIFFERENCE : 0.000		
LAP	SECTOR 1	SECTOR 2	LAP TIME	MPH	DIFF	TIME OF DAY
1 -		23.977	1:07.628	64.30	11.072	17:08:04.097
2 -	36.219	23.247	59.466	73.12	2.910	17:09:03.563
3 -	34.982	22.658	57.640	75.44	1.084	17:10:01.203
4 -	35.402	22.700	58.102	74.84	1.546	17:10:59.305
5 -	35.800	22.468	58.268	74.63	1.712	17:11:57.573
6 -	34.701	22.549	57.250 (3)	75.95	0.694	17:12:54.823
7 -	34.156	22.400	56.556 (1)	76.89		17:13:51.379
8 -	34.439	22.562	57.001 (2)	76.28	0.445	17:14:48.380

P7 19 600 Michael SHEPPHARD		Kawasaki ZX6R - RTR Performance				
IDEAL LAP TIME : 53.947		BEST LAP TIME : 54.905		DIFFERENCE : 0.958		
LAP	SECTOR 1	SECTOR 2	LAP TIME	MPH	DIFF	TIME OF DAY
1 -		22.243	1:19.323	54.82	24.418	17:08:15.792
2 -	36.117	23.808	59.925	72.56	5.020	17:09:15.717
3 -	34.636	22.434	57.070	76.19	2.165	17:10:12.787
4 -	34.171	21.278	55.449	78.42	0.544	17:11:08.236
5 -	33.419	21.486	54.905 (1)	79.20		17:12:03.141
6 -	33.453	21.669	55.122 (3)	78.89	0.217	17:12:58.263
7 -	32.853	22.499	55.352	78.56	0.447	17:13:53.615
8 -	32.669	22.291	54.960 (2)	79.12	0.055	17:14:48.575

P8 46 600 Pete MARSH		Kawasaki ZX6R - Zipped Up Racing				
IDEAL LAP TIME : 54.400		BEST LAP TIME : 54.784		DIFFERENCE : 0.384		
LAP	SECTOR 1	SECTOR 2	LAP TIME	MPH	DIFF	TIME OF DAY
1 -		23.548	1:21.193	53.55	26.409	17:08:17.662
2 -	34.936	23.024	57.960	75.02	3.176	17:09:15.622
3 -	34.588	22.142	56.730	76.65	1.946	17:10:12.352
4 -	33.892	22.561	56.453	77.03	1.669	17:11:08.805
5 -	33.715	21.456	55.171 (3)	78.82	0.387	17:12:03.976
6 -	33.408	21.424	54.832 (2)	79.30	0.048	17:12:58.808
7 -	32.976	21.808	54.784 (1)	79.37		17:13:53.592
8 -	33.845	21.585	55.430	78.45	0.646	17:14:49.022

P9 96 1000 Peter SCOTT		Suzuki GSXR750 - South Hill MOT Centre				
IDEAL LAP TIME : 57.296		BEST LAP TIME : 57.371		DIFFERENCE : 0.075		
LAP	SECTOR 1	SECTOR 2	LAP TIME	MPH	DIFF	TIME OF DAY
1 -		24.214	1:07.436	64.48	10.065	17:08:03.905
2 -	35.575	23.716	59.291	73.34	1.920	17:09:03.196
3 -	34.968	22.896	57.864 (3)	75.15	0.493	17:10:01.060
4 -	35.160	22.870	58.030	74.93	0.659	17:10:59.090
5 -	35.477	22.938	58.415	74.44	1.044	17:11:57.505
6 -	35.701	22.761	58.462	74.38	1.091	17:12:55.967
7 -	34.535	22.836	57.371 (1)	75.79		17:13:53.338
8 -	34.731	22.778	57.509 (2)	75.61	0.138	17:14:50.847

BMCRC - MRO Championships 2022 - Rnd 1 @ Brands Hatch Indy

BMCRC Rookie 600 & 1000

RACE 19 - SECTOR ANALYSIS



SECTOR 1 = FL to I1, SECTOR 2 = I1 to FL, DIFF = Difference To Personal Best Lap, P = Crossed Finish Line in Pit Lane, D = Time Disallowed

P10 120 600 James GOWER		Yamaha R6 - TeamRubyRacing				
IDEAL LAP TIME : 55.974		BEST LAP TIME : 55.974		DIFFERENCE : 0.000		
LAP	SECTOR 1	SECTOR 2	LAP TIME	MPH	DIFF	TIME OF DAY
1 -		22.855	1:21.927	53.07	25.953	17:08:18.396
2 -	35.640	22.781	58.421	74.43	2.447	17:09:16.817
3 -	35.096	22.060	57.156 (3)	76.08	1.182	17:10:13.973
4 -	34.103	21.871	55.974 (1)	77.68		17:11:09.947
5 -	34.391	22.223	56.614 (2)	76.81	0.640	17:12:06.561
6 -	37.825	22.646	1:00.471	71.91	4.497	17:13:07.032
7 -	34.732	22.697	57.429	75.72	1.455	17:14:04.461
8 -	35.502	23.050	58.552	74.26	2.578	17:15:03.013

P11 885 600 Oliver HOBBS		Kawasaki ZX6R -				
IDEAL LAP TIME : 55.861		BEST LAP TIME : 56.303		DIFFERENCE : 0.442		
LAP	SECTOR 1	SECTOR 2	LAP TIME	MPH	DIFF	TIME OF DAY
1 -		24.402	1:24.559	51.42	28.256	17:08:21.028
2 -	35.507	22.593	58.100	74.84	1.797	17:09:19.128
3 -	35.178	22.373	57.551 (3)	75.56	1.248	17:10:16.679
4 -	34.109	23.566	57.675	75.39	1.372	17:11:14.354
5 -	35.196	23.021	58.217	74.69	1.914	17:12:12.571
6 -	37.309	23.270	1:00.579	71.78	4.276	17:13:13.150
7 -	34.208	22.778	56.986 (2)	76.31	0.683	17:14:10.136
8 -	34.102	22.201	56.303 (1)	77.23		17:15:06.439

P12 177 600 Calogero LAURICELLA		Kawasaki 636 -				
IDEAL LAP TIME : 56.712		BEST LAP TIME : 57.453		DIFFERENCE : 0.741		
LAP	SECTOR 1	SECTOR 2	LAP TIME	MPH	DIFF	TIME OF DAY
1 -		23.019	1:21.283	53.49	23.830	17:08:17.752
2 -	35.347	23.273	58.620	74.18	1.167	17:09:16.372
3 -	34.803	22.650	57.453 (1)	75.68		17:10:13.825
4 -	35.413	23.347	58.760	74.00	1.307	17:11:12.585
5 -	36.618	23.339	59.957	72.52	2.504	17:12:12.542
6 -	37.504	23.410	1:00.914	71.38	3.461	17:13:13.456
7 -	35.137	23.376	58.513 (3)	74.31	1.060	17:14:11.969
8 -	34.627	23.012	57.639 (2)	75.44	0.186	17:15:09.608

P13 994 600 Scott BACON		Yamaha R6 -				
IDEAL LAP TIME : 56.670		BEST LAP TIME : 56.670		DIFFERENCE : 0.000		
LAP	SECTOR 1	SECTOR 2	LAP TIME	MPH	DIFF	TIME OF DAY
1 -		24.038	1:24.397	51.52	27.727	17:08:20.866
2 -	35.160	22.171	57.331 (2)	75.85	0.661	17:09:18.197
3 -	34.822	21.848	56.670 (1)	76.73		17:10:14.867
4 -	35.431	22.424	57.855 (3)	75.16	1.185	17:11:12.722
5 -	36.382	22.683	59.065	73.62	2.395	17:12:11.787
6 -	37.499	23.319	1:00.818	71.50	4.148	17:13:12.605
7 -	35.846	23.543	59.389	73.22	2.719	17:14:11.994
8 -	35.734	22.161	57.895	75.11	1.225	17:15:09.889

P14 10 600 Glenn SMITH		Suzuki GSXR - AOR Alex Olsen Racing				
IDEAL LAP TIME : 57.848		BEST LAP TIME : 57.979		DIFFERENCE : 0.131		
LAP	SECTOR 1	SECTOR 2	LAP TIME	MPH	DIFF	TIME OF DAY
1 -		24.453	1:24.356	51.55	26.377	17:08:20.825
2 -	36.854	23.772	1:00.626	71.72	2.647	17:09:21.451
3 -	35.655	24.113	59.768	72.75	1.789	17:10:21.219
4 -	34.717	23.790	58.507 (2)	74.32	0.528	17:11:19.726
5 -	37.123	23.649	1:00.772	71.55	2.793	17:12:20.498
6 -	36.284	23.709	59.993	72.48	2.014	17:13:20.491
7 -	35.938	23.645	59.583 (3)	72.98	1.604	17:14:20.074
8 -	34.848	23.131	57.979 (1)	75.00		17:15:18.053

BMCRC - MRO Championships 2022 - Rnd 1 @ Brands Hatch Indy

BMCRC Rookie 600 & 1000

RACE 19 - SECTOR ANALYSIS



SECTOR 1 = FL to I1, SECTOR 2 = I1 to FL, DIFF = Difference To Personal Best Lap, P = Crossed Finish Line in Pit Lane, D = Time Disallowed

P15 37 1000 Adam DAVEY		BMW S1000RR -				
IDEAL LAP TIME : 1:01.869		BEST LAP TIME : 1:02.121		DIFFERENCE : 0.252		
LAP	SECTOR 1	SECTOR 2	LAP TIME	MPH	DIFF	TIME OF DAY
1 -		25.619	1:10.774	61.44	8.653	17:08:07.243
2 -	38.244	24.863	1:03.107	68.90	0.986	17:09:10.350
3 -	37.785	24.397	1:02.182 (2)	69.93	0.061	17:10:12.532
4 -	37.845	24.492	1:02.337 (3)	69.75	0.216	17:11:14.869
5 -	38.280	24.791	1:03.071	68.94	0.950	17:12:17.940
6 -	37.472	24.649	1:02.121 (1)	70.00		17:13:20.061
7 -	38.307	24.627	1:02.934	69.09	0.813	17:14:22.995
8 -	38.096	24.685	1:02.781	69.26	0.660	17:15:25.776

P16 11 600 Darren BLACKMAN		Yamaha R6 -				
IDEAL LAP TIME : 1:00.178		BEST LAP TIME : 1:00.178		DIFFERENCE : 0.000		
LAP	SECTOR 1	SECTOR 2	LAP TIME	MPH	DIFF	TIME OF DAY
1 -		23.645	1:25.256	51.00	25.078	17:08:21.725
2 -	36.930	24.291	1:01.221	71.03	1.043	17:09:22.946
3 -	37.731	24.145	1:01.876	70.27	1.698	17:10:24.822
4 -	36.596	24.053	1:00.649 (2)	71.70	0.471	17:11:25.471
5 -	37.380	24.967	1:02.347	69.74	2.169	17:12:27.818
6 -	36.821	24.055	1:00.876 (3)	71.43	0.698	17:13:28.694
7 -	36.780	24.289	1:01.069	71.20	0.891	17:14:29.763
8 -	36.584	23.594	1:00.178 (1)	72.26		17:15:29.941

P17 41 600 Toby COOK		Triumph DAYTONA - Brixham Bodyworks				
IDEAL LAP TIME : 1:00.735		BEST LAP TIME : 1:00.938		DIFFERENCE : 0.203		
LAP	SECTOR 1	SECTOR 2	LAP TIME	MPH	DIFF	TIME OF DAY
1 -		25.121	1:28.556	49.10	27.618	17:08:25.025
2 -	39.024	24.238	1:03.262	68.73	2.324	17:09:28.287
3 -	38.849	24.529	1:03.378	68.61	2.440	17:10:31.665
4 -	37.842	24.116	1:01.958	70.18	1.020	17:11:33.623
5 -	37.524	23.673	1:01.197 (3)	71.05	0.259	17:12:34.820
6 -	37.349	24.028	1:01.377	70.85	0.439	17:13:36.197
7 -	37.550	23.558	1:01.108 (2)	71.16	0.170	17:14:37.305
8 -	37.177	23.761	1:00.938 (1)	71.36		17:15:38.243

P18 18 600 Graeme COE		Yamaha R6 -				
IDEAL LAP TIME : 59.608		BEST LAP TIME : 59.608		DIFFERENCE : 0.000		
LAP	SECTOR 1	SECTOR 2	LAP TIME	MPH	DIFF	TIME OF DAY
1 -		24.648	1:28.605	49.07	28.997	17:08:25.074
2 -	39.471	24.161	1:03.632	68.33	4.024	17:09:28.706
3 -	39.113	24.697	1:03.810	68.14	4.202	17:10:32.516
4 -	38.230	24.589	1:02.819	69.22	3.211	17:11:35.335
5 -	38.536	23.685	1:02.221 (3)	69.88	2.613	17:12:37.556
6 -	36.576	23.032	59.608 (1)	72.95		17:13:37.164
7 -	36.853	23.711	1:00.564 (2)	71.80	0.956	17:14:37.728

P19 42 600 Kai EVANS		Suzuki GSXR 600 - CBS Ltd Construction and Engineering				
IDEAL LAP TIME : 1:02.528		BEST LAP TIME : 1:02.622		DIFFERENCE : 0.094		
LAP	SECTOR 1	SECTOR 2	LAP TIME	MPH	DIFF	TIME OF DAY
1 -		25.231	1:27.850	49.50	25.228	17:08:24.319
2 -	38.781	24.718	1:03.499	68.48	0.877	17:09:27.818
3 -	39.588	24.948	1:04.536	67.38	1.914	17:10:32.354
4 -	38.051	24.669	1:02.720 (3)	69.33	0.098	17:11:35.074
5 -	38.899	24.477	1:03.376	68.61	0.754	17:12:38.450
6 -	38.174	24.534	1:02.708 (2)	69.34	0.086	17:13:41.158
7 -	38.133	24.489	1:02.622 (1)	69.44		17:14:43.780

BMCRC - MRO Championships 2022 - Rnd 1 @ Brands Hatch Indy

BMCRC Rookie 600 & 1000

RACE 19 - SECTOR ANALYSIS



SECTOR 1 = FL to I1, SECTOR 2 = I1 to FL, DIFF = Difference To Personal Best Lap, P = Crossed Finish Line in Pit Lane, D = Time Disallowed

P20 68 600		Aaron WRIGHT		Yamaha R6 - AB Professionals Ltd		
IDEAL LAP TIME : 1:02.075		BEST LAP TIME : 1:02.075		DIFFERENCE : 0.000		
LAP	SECTOR 1	SECTOR 2	LAP TIME	MPH	DIFF	TIME OF DAY
1 -		25.407	1:28.515	49.12	26.440	17:08:24.984
2 -	38.697	24.984	1:03.681	68.28	1.606	17:09:28.665
3 -	39.417	25.099	1:04.516	67.40	2.441	17:10:33.181
4 -	38.004	24.795	1:02.799 (2)	69.24	0.724	17:11:35.980
5 -	38.469	24.685	1:03.154 (3)	68.85	1.079	17:12:39.134
6 -	37.958	25.934	1:03.892	68.06	1.817	17:13:43.026
7 -	37.492	24.583	1:02.075 (1)	70.05		17:14:45.101

P21 84 1000		Colin McPHERSON		Kawasaki ZX10R -		
IDEAL LAP TIME : 1:04.679		BEST LAP TIME : 1:05.122		DIFFERENCE : 0.443		
LAP	SECTOR 1	SECTOR 2	LAP TIME	MPH	DIFF	TIME OF DAY
1 -		26.641	1:14.018	58.75	8.896	17:08:10.487
2 -	41.137	26.166	1:07.303	64.61	2.181	17:09:17.790
3 -	40.432	26.507	1:06.939	64.96	1.817	17:10:24.729
4 -	39.829	26.196	1:06.025 (3)	65.86	0.903	17:11:30.754
5 -	40.521	26.098	1:06.619	65.27	1.497	17:12:37.373
6 -	39.449	26.391	1:05.840 (2)	66.04	0.718	17:13:43.213
7 -	39.505	25.617	1:05.122 (1)	66.77		17:14:48.335

P22 395 600		William NICHOLLS		Suzuki GSXR 600 -		
IDEAL LAP TIME : 1:05.379		BEST LAP TIME : 1:05.379		DIFFERENCE : 0.000		
LAP	SECTOR 1	SECTOR 2	LAP TIME	MPH	DIFF	TIME OF DAY
1 -		27.466	1:36.570	45.03	31.191	17:08:33.039
2 -	43.625	25.951	1:09.576	62.50	4.197	17:09:42.615
3 -	41.487	26.174	1:07.661 (3)	64.27	2.282	17:10:50.276
4 -	45.193	28.419	1:13.612	59.07	8.233	17:12:03.888
5 -	43.593	25.757	1:09.350	62.70	3.971	17:13:13.238
6 -	39.864	25.515	1:05.379 (1)	66.51		17:14:18.617
7 -	40.151	25.964	1:06.115 (2)	65.77	0.736	17:15:24.732

P23 100 1000		Sam CRANSTONE		Bmw S1000RR -		
IDEAL LAP TIME : 54.418		BEST LAP TIME : 54.465		DIFFERENCE : 0.047		
LAP	SECTOR 1	SECTOR 2	LAP TIME	MPH	DIFF	TIME OF DAY
1 -		21.384	1:00.878	71.43	6.413	17:07:57.347
2 -	33.531	21.472	55.003 (3)	79.06	0.538	17:08:52.350
3 -	33.375	21.184	54.559 (2)	79.70	0.094	17:09:46.909
4 -	33.234	21.231	54.465 (1)	79.84		17:10:41.374

P24 23 1000		Harry HINCHCLIFFE		Kawasaki ZX10R -		
IDEAL LAP TIME : 53.703		BEST LAP TIME : 53.703		DIFFERENCE : 0.000		
LAP	SECTOR 1	SECTOR 2	LAP TIME	MPH	DIFF	TIME OF DAY
1 -		21.739	1:01.037	71.24	7.334	17:07:57.506
2 -	33.739	21.683	55.422 (3)	78.46	1.719	17:08:52.928
3 -	33.633	21.419	55.052 (2)	78.99	1.349	17:09:47.980
4 -	32.517	21.186	53.703 (1)	80.97		17:10:41.683

BMCRC - MRO Championships 2022 - Rnd 1 @ Brands Hatch Indy

BMCRC Rookie 600 & 1000

RACE 19 - BEST SECTORS

SECTOR 1			SECTOR 2			IDEAL / BEST COMPARISON						
POS	NO	NAME	TIME	NO	NAME	TIME	POS	NO	NAME	IDEAL	BEST	DIFF
									PERFECT LAP	52.342		
1	34	CHEESEMAN	31.850	34	CHEESEMAN	20.492	1	34	CHEESEMAN	52.342	52.342	0.000
2	224	HEALEY	32.515	224	HEALEY	20.987	2	224	HEALEY	53.502	53.590	0.088
3	23	HINCHCLIFFE	32.517	100	CRANSTONE	21.184	3	23	HINCHCLIFFE	53.703	53.703	0.000
4	19	SHEPPHARD	32.669	23	HINCHCLIFFE	21.186	4	19	SHEPPHARD	53.947	54.905	0.958
5	46	MARSH	32.976	19	SHEPPHARD	21.278	5	46	MARSH	54.400	54.784	0.384
6	100	CRANSTONE	33.234	46	MARSH	21.424	6	100	CRANSTONE	54.418	54.465	0.047
7	885	HOBBS	33.660	994	BACON	21.848	7	885	HOBBS	55.861	56.303	0.442
8	177	LAURICELLA	34.062	120	GOWER	21.871	8	120	GOWER	55.974	55.974	0.000
9	120	GOWER	34.103	281	FARLEY	22.061	9	69	COKER	56.331	56.712	0.381
10	45	SMITH	34.156	69	COKER	22.162	10	45	SMITH	56.556	56.556	0.000
11	69	COKER	34.169	885	HOBBS	22.201	11	281	FARLEY	56.646	56.707	0.061
12	96	SCOTT	34.535	45	SMITH	22.400	12	994	BACON	56.670	56.670	0.000
13	281	FARLEY	34.585	125	CHAM	22.439	13	177	LAURICELLA	56.712	57.453	0.741
14	125	CHAM	34.607	177	LAURICELLA	22.650	14	125	CHAM	57.046	57.642	0.596
15	10	SMITH	34.717	96	SCOTT	22.761	15	96	SCOTT	57.296	57.371	0.075
16	994	BACON	34.822	18	COE	23.032	16	10	SMITH	57.848	57.979	0.131
17	18	COE	36.576	10	SMITH	23.131	17	18	COE	59.608	59.608	0.000
18	11	BLACKMAN	36.584	41	COOK	23.558	18	11	BLACKMAN	1:00.178	1:00.178	0.000
19	41	COOK	37.177	11	BLACKMAN	23.594	19	41	COOK	1:00.735	1:00.938	0.203
20	37	DAVEY	37.472	37	DAVEY	24.397	20	37	DAVEY	1:01.869	1:02.121	0.252
21	68	WRIGHT	37.492	42	EVANS	24.477	21	68	WRIGHT	1:02.075	1:02.075	0.000
22	42	EVANS	38.051	68	WRIGHT	24.583	22	42	EVANS	1:02.528	1:02.622	0.094
23	84	McPHERSON	39.062	395	NICHOLLS	25.515	23	84	McPHERSON	1:04.679	1:05.122	0.443
24	395	NICHOLLS	39.864	84	McPHERSON	25.617	24	395	NICHOLLS	1:05.379	1:05.379	0.000
25												
26												

BMCRC - MRO Championships 2022 - Rnd 1 @ Brands Hatch Indy

BMCRC Rookie 600 & 1000

RACE 19 - STATISTICS

Competitors Started 26
Planned Start 2022-03-13 @ 17:00:00.000
Actual Start 2022-03-13 @ 17:06:56.468
Finish Time
Track Length 1.2079mi.
Total Laps 181
Total Distance Covered 218.6381mi.

Session Fastest Lap History

NO	CL	NAME	LAP TIME	TIME OF DAY	LAP	VEHICLE
224	1000	Lee HEALEY	53.853	17:08:49.801	2	Suzuki GSXR 1000R
34	1000	Ben CHEESEMAN	53.503	17:10:40.894	4	Kawasaki ZX10RR
34	1000	Ben CHEESEMAN	52.342	17:13:21.983	7	Kawasaki ZX10RR

Session Leader History

NO	CL	NAME	FROM LAP	LAPS LED	DISTANCE	VEHICLE
224	1000	Lee HEALEY	1	4	4.83 miles	Suzuki GSXR 1000R
34	1000	Ben CHEESEMAN	5	1	1.20 miles	Kawasaki ZX10RR
224	1000	Lee HEALEY	6	1	1.20 miles	Suzuki GSXR 1000R
34	1000	Ben CHEESEMAN	7	3	3.62 miles	Kawasaki ZX10RR

Flag History

TYPE	TIME OF DAY
GREEN	17:06:56.468
RED	17:15:38.404

Flag Statistics

TYPE	COUNT	TOTAL LAPS	TOTAL TIME
Green	1	9	8:41.935
Red	1	0	55.070
Safety Car	0	0	0.000
FCY	0	0	0.000

BMCRC - MRO Championships 2022 - Rnd 1 @ Brands Hatch Indy

BMCRC Rookie 600 & 1000

RACE 19 - STATISTICS

CLASS : 1000

11 Starters

Fastest Lap History

NO	NAME	LAP TIME	TIME OF DAY	LAP	VEHICLE
224	Lee HEALEY	53.853	17:08:49.801	2	Suzuki GSXR 1000R
34	Ben CHEESEMAN	53.503	17:10:40.894	4	Kawasaki ZX10RR
34	Ben CHEESEMAN	52.342	17:13:21.983	7	Kawasaki ZX10RR

Leader History

NO	NAME	FROM LAP	LAPS LED	DISTANCE	VEHICLE
224	Lee HEALEY	1	4	4.83 miles	Suzuki GSXR 1000R
34	Ben CHEESEMAN	5	1	1.20 miles	Kawasaki ZX10RR
224	Lee HEALEY	6	1	1.20 miles	Suzuki GSXR 1000R
34	Ben CHEESEMAN	7	3	3.62 miles	Kawasaki ZX10RR

BMCRC - MRO Championships 2022 - Rnd 1 @ Brands Hatch Indy

BMCRC Rookie 600 & 1000

RACE 19 - STATISTICS

CLASS : 600

15 Starters

Fastest Lap History

NO	NAME	LAP TIME	TIME OF DAY	LAP	VEHICLE
46	Pete MARSH	57.960	17:09:15.648	2	Kawasaki ZX6R
994	Scott BACON	57.331	17:09:18.223	2	Yamaha R6
46	Pete MARSH	56.730	17:10:12.378	3	Kawasaki ZX6R
994	Scott BACON	56.670	17:10:14.892	3	Yamaha R6
19	Michael SHEPPHARD	55.449	17:11:08.260	4	Kawasaki ZX6R
19	Michael SHEPPHARD	54.905	17:12:03.164	5	Kawasaki ZX6R
46	Pete MARSH	54.832	17:12:58.833	6	Kawasaki ZX6R
46	Pete MARSH	54.784	17:13:53.645	7	Kawasaki ZX6R

Leader History

NO	NAME	FROM LAP	LAPS LED	DISTANCE	VEHICLE
19	Michael SHEPPHARD	1	1	1.20 miles	Kawasaki ZX6R
46	Pete MARSH	2	2	2.41 miles	Kawasaki ZX6R
19	Michael SHEPPHARD	4	3	3.62 miles	Kawasaki ZX6R
46	Pete MARSH	7	1	1.20 miles	Kawasaki ZX6R
19	Michael SHEPPHARD	8	1	1.20 miles	Kawasaki ZX6R

RKB-F1
MOTORSPORT



RKB MOTORSPORT / BREITENBACH RENNSPORT F1 & F2 SIDECARS



BMCRC-MRO Championships - Round 1
Brands Hatch Indy
12th / 13th March 2022



Timing & Results Provided by Timing Solutions Ltd

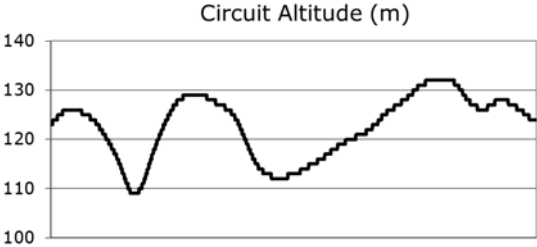
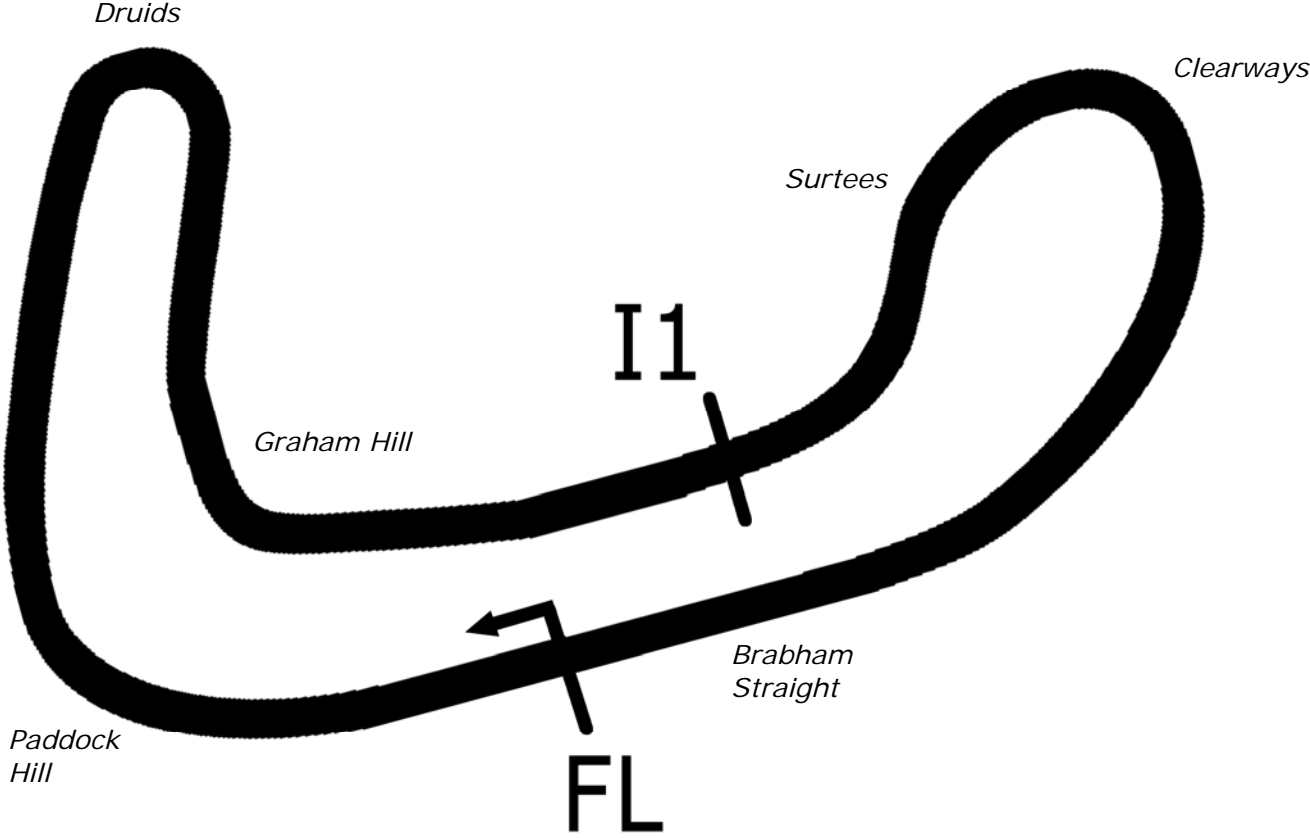
www.tsl-timing.com

Brands Hatch Indy



SPORTS TIMING

TIMING SOLUTIONS LTD



Length	1.2079 miles	1944.0 m	
FL		51.36032 N	0.26032 E
I1	1112m	51.35934 N	0.25955 E
Pit Entry	1669m	51.35911 N	0.25743 E
Pit Exit	26m after FL	51.36027 N	0.26078 E
Pit Entry–Pit Exit 277m, 16.6s @60kph, 12.4s @80kph			



BMCRC - MRO Championships 2022 - Rnd 1 @ Brands Hatch Indy

BMCRC-RKB F1 & F2 Sidecars

QUALIFYING - CLASSIFICATION

POS	NO	CL	PIC NAME	ENTRY	TIME	ON	LAPS	GAP	DIFF	MPH
1	93*	F1	1 HOLDEN / LAWRENCE	LCR Kawasaki - Holden racing	52.667	10	12			82.56
2	91	F1	2 WILLIAMS / STOKOE	LCR Yamaha -	53.009	13	13	0.342	0.342	82.03
3	4	F1	3 MOLYNEUX / GIBSON	KTM 890R -	53.343	10	10	0.676	0.334	81.52
4	41	F1	4 PEACH / EDWARDS	LCR Yamaha -	54.042	4	10	1.375	0.699	80.46
5	14	F2	1 LOCKEY / BINNS	LCR Honda - Real Racing	54.778	11	13	2.111	0.736	79.38
6	18	F2	2 ILARIA / BROWN	DDM - Powerhouse	55.273	12	13	2.606	0.495	78.67
7	62	F1	5 WRIGHT / BAILEY	Yamaha RYDE F600 - Stainless Steel Designs Ltd.	55.571	9	12	2.904	0.298	78.25
8	27	F1	6 T KIRBY / P KIRBY	ARS Yamaha - KRT	55.618	11	11	2.951	0.047	78.18
9	69	F2	3 LAMBERT / MCBRIDE	LCR Honda - graham anne ward	55.728	10	11	3.061	0.110	78.03
10	9	F2	4 BRYAN / HYDE	Baker HONDA - L&W Contractors	55.815	11	11	3.148	0.087	77.91
11	131	F2	5 S CHANDLER / B CHANDLER	Baker Honda - White Rose Racing	56.647	8	8	3.980	0.832	76.76
12	39	F2	6 B MOORE / A MOORE	Ireson Honda - LBS Racing/Nikki's Bodygoals , LPC	56.737	10	13	4.070	0.090	76.64
13	117	F1	7 POTTINGER / DODD	LCR Yamaha - GB Precision Eng/Opal Fabrication	56.780	6	6	4.113	0.043	76.58
14	44	F2	7 KING / SIGSWORTH	Lumley Ireson - T E Solutions uk	56.854	13	13	4.187	0.074	76.48
15	11*	F2	8 GILBERT / RESTALL	Shelbourne Honda - West Ewell Fencing	56.942	9	9	4.275	0.088	76.36
16	17	F2	9 THOMAS / COLE	Ireson Honda - Team Walters And Thomas Sidecar raci	57.205	11	12	4.538	0.263	76.01
17	25*	F1	8 MACLAURIN / HOPE	ARS1 Yamaha - AMR	57.216	7	8	4.549	0.011	76.00
18	73	F2	10 GOODIER / STONE	LCR - Rowtec ltd	57.240	8	9	4.573	0.024	75.97
19	13	F2	11 HANDCOCK / PARKER	Shelbourne Suzuki -	57.981	11	11	5.314	0.741	75.00
20	95	F2	12 REMNANT / TILLEY	Lumley Kawasaki -	58.003	10	10	5.336	0.022	74.97
21	67	F1	9 JEFFREY / FIELD	Windle - MJP racing	59.922	10	11	7.255	1.919	72.57
22	38	F2	13 MOSS / GEDDES	Shelbourne Yamaha - LifeSafety Motorsport - CharlieM	1:00.171	10	11	7.504	0.249	72.27
23	23	F2	14 J SAUNDERS / R SAUNDERS	Baker Honda - Vacuum & Pressure Leeds	1:00.540	5	10	7.873	0.369	71.83
24	121	F1	10 LAWRENCE / HUGHES	LCR Yamaha - highfield transport, JHM autos	1:00.556	11	12	7.889	0.016	71.81
25	92	F1	11 S HILDIGE / A HILDIGE	Yamaha - Les King	1:01.297	8	8	8.630	0.741	70.94
26	65	F1	12 FAIERS / PLUCKROSE	Windle Yamaha - AWracing ltd	1:02.180	3	4	9.513	0.883	69.93
27	167	F2	15 PETTMAN / DAWKINS	Windle Yamaha - Wesso Racing	1:08.863	1	1	16.196	6.683	63.14
28	19	F1	13 MACBRIDE / THOMPSON	LCR Suzuki - Lifesafety Motorsport	1:11.562	4	6	18.895	2.699	60.76
29	8	F1	14 TAMPIN / DAVIES	Honda -			0			

* No. 11 & 25 - Please fit a working transponder
 * No. 93 - 2 transponders fitted, please remove one

Weather / Track : Cloudy / Damp

These results are provisional until the conclusion of any judicial and technical matters.

Brands Hatch Indy: 1.2079 miles
 Date: 12/03/2022 Start: 10:02 Finish: 10:15

Clerk Of Course :	Stewards :	Timekeeper : Craig Smith
-------------------	------------	--------------------------

Results can be found at www.tsl-timing.com

Printed - 10:20 Saturday, 12 March 2022



BMCRC - MRO Championships 2022 - Rnd 1 @ Brands Hatch Indy

BMCRC-RKB F1 & F2 Sidecars

QUALIFYING - SECTOR ANALYSIS



SECTOR 1 = FL to I1, SECTOR 2 = I1 to FL, DIFF = Difference To Personal Best Lap, P = Crossed Finish Line in Pit Lane, D = Time Disallowed

P1 93 F1 HOLDEN / LAWRENCE		LCR Kawasaki - Holden racing				
IDEAL LAP TIME : 52.667		BEST LAP TIME : 52.667		DIFFERENCE : 0.000		
LAP	SECTOR 1	SECTOR 2	LAP TIME	MPH	DIFF	TIME OF DAY
1 -	38.076	25.353	1:03.429	68.55	10.762	10:04:25.039
2 -	34.407	23.050	57.457	75.68	4.790	10:05:22.496
3 -	33.457	22.645	56.102	77.51	3.435	10:06:18.598
4 -	32.681	23.688	56.369	77.14	3.702	10:07:14.967
5 -	34.211	24.096	58.307	74.58	5.640	10:08:13.274
6 -	33.232	21.975	55.207	78.76	2.540	10:09:08.481
7 -	32.602	22.237	54.839 (3)	79.29	2.172	10:10:03.320
8 -	32.272	22.100	54.372 (2)	79.97	1.705	10:10:57.692
9 -	32.909	22.874	55.783	77.95	3.116	10:11:53.475
10 -	31.451	21.216	52.667 (1)	82.56		10:12:46.142
11 -	33.694	IN PIT	2:17.482 P	31.63	1:24.815	10:15:03.624
12 -	OUTLAP	21.512	59.328	73.29	6.661	10:16:02.952

P2 91 F1 WILLIAMS / STOKOE		LCR Yamaha -				
IDEAL LAP TIME : 52.557		BEST LAP TIME : 53.009		DIFFERENCE : 0.452		
LAP	SECTOR 1	SECTOR 2	LAP TIME	MPH	DIFF	TIME OF DAY
1 -	39.232	26.899	1:06.131	65.75	13.122	10:04:51.259
2 -	36.462	23.566	1:00.028	72.44	7.019	10:05:51.287
3 -	34.214	23.959	58.173	74.75	5.164	10:06:49.460
4 -	34.258	22.239	56.497	76.97	3.488	10:07:45.957
5 -	32.221	21.716	53.937	80.62	0.928	10:08:39.894
6 -	32.476	23.098	55.574	78.24	2.565	10:09:35.468
7 -	31.911	21.592	53.503 (3)	81.27	0.494	10:10:28.971
8 -	31.772	24.123	55.895	77.79	2.886	10:11:24.866
9 -	33.362	24.116	57.478	75.65	4.469	10:12:22.344
10 -	32.423	22.192	54.615	79.62	1.606	10:13:16.959
11 -	31.743	21.368	53.111 (2)	81.87	0.102	10:14:10.070
12 -	32.817	21.621	54.438	79.88	1.429	10:15:04.508
13 -	31.189	21.820	53.009 (1)	82.03		10:15:57.517

P3 4 F1 MOLYNEUX / GIBSON		KTM 890R -				
IDEAL LAP TIME : 53.343		BEST LAP TIME : 53.343		DIFFERENCE : 0.000		
LAP	SECTOR 1	SECTOR 2	LAP TIME	MPH	DIFF	TIME OF DAY
1 -	37.715	23.364	1:01.079	71.19	7.736	10:04:28.797
2 -	34.346	22.466	56.812	76.54	3.469	10:05:25.609
3 -	33.060	22.330	55.390	78.50	2.047	10:06:20.999
4 -	32.739	22.465	55.204	78.77	1.861	10:07:16.203
5 -	33.432	23.813	57.245	75.96	3.902	10:08:13.448
6 -	33.484	22.180	55.664	78.12	2.321	10:09:09.112
7 -	32.916	22.894	55.810	77.91	2.467	10:10:04.922
8 -	32.166	22.285	54.451 (2)	79.86	1.108	10:10:59.373
9 -	31.844	22.950	54.794 (3)	79.36	1.451	10:11:54.167
10 -	31.825	21.518	53.343 (1)	81.52		10:12:47.510

P4 41 F1 PEACH / EDWARDS		LCR Yamaha -				
IDEAL LAP TIME : 53.960		BEST LAP TIME : 54.042		DIFFERENCE : 0.082		
LAP	SECTOR 1	SECTOR 2	LAP TIME	MPH	DIFF	TIME OF DAY
1 -	39.293	24.592	1:03.885	68.06	9.843	10:04:47.401
2 -	34.954	23.428	58.382	74.48	4.340	10:05:45.783
3 -	34.326	22.397	56.723	76.66	2.681	10:06:42.506
4 -	32.054	21.988	54.042 (1)	80.46		10:07:36.548
5 -	32.191	22.992	55.183 (3)	78.80	1.141	10:08:31.731
6 -	34.258	21.906	56.164	77.42	2.122	10:09:27.895
7 -	32.441	22.714	55.155 (2)	78.84	1.113	10:10:23.050
8 -	33.484	24.923	58.407	74.45	4.365	10:11:21.457
9 -	35.354	24.853	1:00.207	72.22	6.165	10:12:21.664
10 -	32.951	22.306	55.257	78.69	1.215	10:13:16.921

BMCRC - MRO Championships 2022 - Rnd 1 @ Brands Hatch Indy

BMCRC-RKB F1 & F2 Sidecars

QUALIFYING - SECTOR ANALYSIS



SECTOR 1 = FL to I1, SECTOR 2 = I1 to FL, DIFF = Difference To Personal Best Lap, P = Crossed Finish Line in Pit Lane, D = Time Disallowed

P5 14 F2 LOCKEY / BINNS			LCR Honda - Real Racing			
IDEAL LAP TIME : 54.436		BEST LAP TIME : 54.778		DIFFERENCE : 0.342		
LAP	SECTOR 1	SECTOR 2	LAP TIME	MPH	DIFF	TIME OF DAY
1 -	40.610	27.160	1:07.770	64.16	12.992	10:04:54.252
2 -	39.149	23.841	1:02.990	69.03	8.212	10:05:57.242
3 -	36.814	23.149	59.963	72.52	5.185	10:06:57.205
4 -	36.166	22.753	58.919	73.80	4.141	10:07:56.124
5 -	34.113	22.529	56.642	76.77	1.864	10:08:52.766
6 -	34.053	24.093	58.146	74.78	3.368	10:09:50.912
7 -	33.988	22.402	56.390	77.11	1.612	10:10:47.302
8 -	33.664	22.778	56.442	77.04	1.664	10:11:43.744
9 -	34.078	23.931	58.009	74.96	3.231	10:12:41.753
10 -	33.625	21.724	55.349	78.56	0.571	10:13:37.102
11 -	32.713	22.065	54.778 (1)	79.38		10:14:31.880
12 -	33.039	22.111	55.150 (3)	78.85	0.372	10:15:27.030
13 -	33.076	21.723	54.799 (2)	79.35	0.021	10:16:21.829

P6 18 F2 ILARIA / BROWN			DDM - Powerhouse			
IDEAL LAP TIME : 55.019		BEST LAP TIME : 55.273		DIFFERENCE : 0.254		
LAP	SECTOR 1	SECTOR 2	LAP TIME	MPH	DIFF	TIME OF DAY
1 -	39.729	25.279	1:05.008	66.89	9.735	10:04:32.610
2 -	37.711	23.945	1:01.656	70.53	6.383	10:05:34.266
3 -	35.744	23.229	58.973	73.73	3.700	10:06:33.239
4 -	34.639	22.827	57.466	75.67	2.193	10:07:30.705
5 -	33.911	24.609	58.520	74.30	3.247	10:08:29.225
6 -	34.430	23.233	57.663	75.41	2.390	10:09:26.888
7 -	33.399	22.418	55.817 (2)	77.90	0.544	10:10:22.705
8 -	33.884	24.275	58.159	74.77	2.886	10:11:20.864
9 -	35.720	24.368	1:00.088	72.37	4.815	10:12:20.952
10 -	33.437	22.401	55.838 (3)	77.87	0.565	10:13:16.790
11 -	33.842	23.296	57.138	76.10	1.865	10:14:13.928
12 -	32.722	22.551	55.273 (1)	78.67		10:15:09.201
13 -	33.725	22.297	56.022	77.62	0.749	10:16:05.223

P7 62 F1 WRIGHT / BAILEY			Yamaha RYDE F600 - Stainless Steel Designs Ltd.			
IDEAL LAP TIME : 55.149		BEST LAP TIME : 55.571		DIFFERENCE : 0.422		
LAP	SECTOR 1	SECTOR 2	LAP TIME	MPH	DIFF	TIME OF DAY
1 -	37.444	26.079	1:03.523	68.45	7.952	10:04:58.088
2 -	37.819	26.306	1:04.125	67.81	8.554	10:06:02.213
3 -	35.637	23.907	59.544	73.03	3.973	10:07:01.757
4 -	33.890	24.255	58.145	74.78	2.574	10:07:59.902
5 -	33.609	23.483	57.092	76.16	1.521	10:08:56.994
6 -	33.717	23.055	56.772	76.59	1.201	10:09:53.766
7 -	33.368	24.223	57.591	75.50	2.020	10:10:51.357
8 -	34.189	23.177	57.366	75.80	1.795	10:11:48.723
9 -	33.082	22.489	55.571 (1)	78.25		10:12:44.294
10 -	33.606	22.370	55.976 (2)	77.68	0.405	10:13:40.270
11 -	32.779	24.019	56.798	76.56	1.227	10:14:37.068
12 -	33.148	22.842	55.990 (3)	77.66	0.419	10:15:33.058

BMCRC - MRO Championships 2022 - Rnd 1 @ Brands Hatch Indy

BMCRC-RKB F1 & F2 Sidecars

QUALIFYING - SECTOR ANALYSIS



SECTOR 1 = FL to I1, SECTOR 2 = I1 to FL, DIFF = Difference To Personal Best Lap, P = Crossed Finish Line in Pit Lane, D = Time Disallowed

P8 27 F1		T KIRBY / P KIRBY		ARS Yamaha - KRT			
IDEAL LAP TIME : 55.227		BEST LAP TIME : 55.618		DIFFERENCE : 0.391			
LAP	SECTOR 1	SECTOR 2	LAP TIME	MPH	DIFF	TIME OF DAY	
1 -	37.957	26.065	1:04.022	67.92	8.404	10:04:58.821	
2 -	37.562	25.872	1:03.434	68.55	7.816	10:06:02.255	
3 -	34.560	23.458	58.018	74.95	2.400	10:07:00.273	
4 -	34.451	22.794	57.245	75.96	1.627	10:07:57.518	
5 -	33.602	22.631	56.233 (2)	77.33	0.615	10:08:53.751	
6 -	33.140	23.867	57.007	76.28	1.389	10:09:50.758	
7 -	34.410	22.703	57.113	76.14	1.495	10:10:47.871	
8 -	33.292	23.038	56.330 (3)	77.19	0.712	10:11:44.201	
9 -	33.906	23.563	57.469	75.66	1.851	10:12:41.670	
10 -	34.056	22.799	56.855	76.48	1.237	10:13:38.525	
11 -	33.531	22.087	55.618 (1)	78.18		10:14:34.143	

P9 69 F2		LAMBERT / MCBRIDE		LCR Honda - graham anne ward			
IDEAL LAP TIME : 55.503		BEST LAP TIME : 55.728		DIFFERENCE : 0.225			
LAP	SECTOR 1	SECTOR 2	LAP TIME	MPH	DIFF	TIME OF DAY	
1 -	37.291	26.036	1:03.327	68.66	7.599	10:04:51.017	
2 -	35.771	23.922	59.693	72.84	3.965	10:05:50.710	
3 -	34.626	23.631	58.257	74.64	2.529	10:06:48.967	
4 -	33.725	23.156	56.881	76.45	1.153	10:07:45.848	
5 -	34.485	IN PIT	1:26.145 P	50.48	30.417	10:09:11.993	
6 -	OUTLAP	22.907	59.317	73.31	3.589	10:10:11.310	
7 -	33.597	22.680	56.277	77.27	0.549	10:11:07.587	
8 -	33.294	22.541	55.835 (2)	77.88	0.107	10:12:03.422	
9 -	33.392	22.574	55.966 (3)	77.70	0.238	10:12:59.388	
10 -	33.438	22.290	55.728 (1)	78.03		10:13:55.116	
11 -	33.213	23.228	56.441	77.04	0.713	10:14:51.557	

P10 9 F2		BRYAN / HYDE		Baker HONDA - L&W Contractors			
IDEAL LAP TIME : 55.696		BEST LAP TIME : 55.815		DIFFERENCE : 0.119			
LAP	SECTOR 1	SECTOR 2	LAP TIME	MPH	DIFF	TIME OF DAY	
1 -	39.932	25.053	1:04.985	66.91	9.170	10:04:31.099	
2 -	36.529	23.696	1:00.225	72.20	4.410	10:05:31.324	
3 -	35.257	23.327	58.584	74.22	2.769	10:06:29.908	
4 -	35.451	22.908	58.359	74.51	2.544	10:07:28.267	
5 -	34.394	25.314	59.708	72.83	3.893	10:08:27.975	
6 -	34.286	23.104	57.390	75.77	1.575	10:09:25.365	
7 -	33.722	23.044	56.766	76.60	0.951	10:10:22.131	
8 -	34.039	24.194	58.233	74.67	2.418	10:11:20.364	
9 -	34.311	22.359	56.670 (3)	76.73	0.855	10:12:17.034	
10 -	33.596	22.801	56.397 (2)	77.10	0.582	10:13:13.431	
11 -	33.715	22.100	55.815 (1)	77.91		10:14:09.246	

P11 131 F2		S CHANDLER / B CHANDLER		Baker Honda - White Rose Racing			
IDEAL LAP TIME : 56.647		BEST LAP TIME : 56.647		DIFFERENCE : 0.000			
LAP	SECTOR 1	SECTOR 2	LAP TIME	MPH	DIFF	TIME OF DAY	
1 -	39.121	24.939	1:04.060	67.88	7.413	10:04:36.643	
2 -	37.460	23.830	1:01.290	70.95	4.643	10:05:37.933	
3 -	35.517	23.370	58.887	73.84	2.240	10:06:36.820	
4 -	34.494	22.954	57.448 (2)	75.69	0.801	10:07:34.268	
5 -	34.227	23.257	57.484	75.64	0.837	10:08:31.752	
6 -	36.595	23.363	59.958	72.52	3.311	10:09:31.710	
7 -	34.271	23.190	57.461 (3)	75.67	0.814	10:10:29.171	
8 -	33.694	22.953	56.647 (1)	76.76		10:11:25.818	

BMCRC - MRO Championships 2022 - Rnd 1 @ Brands Hatch Indy

BMCRC-RKB F1 & F2 Sidecars

QUALIFYING - SECTOR ANALYSIS



SECTOR 1 = FL to I1, SECTOR 2 = I1 to FL, DIFF = Difference To Personal Best Lap, P = Crossed Finish Line in Pit Lane, D = Time Disallowed

P12 39 F2		B MOORE / A MOORE		Ireson Honda - LBS Racing/Nikki's Bodygoals , LPC			
IDEAL LAP TIME : 56.371		BEST LAP TIME : 56.737		DIFFERENCE : 0.366			
LAP	SECTOR 1	SECTOR 2	LAP TIME	MPH	DIFF	TIME OF DAY	
1 -	43.518	25.811	1:09.329	62.72	12.592	10:04:48.810	
2 -	38.140	24.568	1:02.708	69.34	5.971	10:05:51.518	
3 -	35.869	23.795	59.664	72.88	2.927	10:06:51.182	
4 -	35.244	24.152	59.396	73.21	2.659	10:07:50.578	
5 -	34.696	23.766	58.462	74.38	1.725	10:08:49.040	
6 -	34.353	23.561	57.914	75.08	1.177	10:09:46.954	
7 -	35.367	23.847	59.214	73.43	2.477	10:10:46.168	
8 -	34.273	23.558	57.831	75.19	1.094	10:11:43.999	
9 -	33.991	24.386	58.377	74.49	1.640	10:12:42.376	
10 -	33.811	22.926	56.737 (1)	76.64		10:13:39.113	
11 -	33.445	23.452	56.897 (3)	76.42	0.160	10:14:36.010	
12 -	34.403	23.605	58.008	74.96	1.271	10:15:34.018	
13 -	33.628	23.251	56.879 (2)	76.45	0.142	10:16:30.897	

P13 117 F1		POTTINGER / DODD		LCR Yamaha - GB Precision Eng/Opal Fabrication			
IDEAL LAP TIME : 56.780		BEST LAP TIME : 56.780		DIFFERENCE : 0.000			
LAP	SECTOR 1	SECTOR 2	LAP TIME	MPH	DIFF	TIME OF DAY	
1 -	OUTLAP	26.842	1:10.468	61.71	13.688	10:11:20.222	
2 -	37.681	24.811	1:02.492	69.58	5.712	10:12:22.714	
3 -	36.597	24.295	1:00.892	71.41	4.112	10:13:23.606	
4 -	35.319	23.179	58.498 (3)	74.33	1.718	10:14:22.104	
5 -	34.193	22.753	56.946 (2)	76.36	0.166	10:15:19.050	
6 -	34.148	22.632	56.780 (1)	76.58		10:16:15.830	

P14 44 F2		KING / SIGSWORTH		Lumley Ireson - T E Solutions uk			
IDEAL LAP TIME : 56.519		BEST LAP TIME : 56.854		DIFFERENCE : 0.335			
LAP	SECTOR 1	SECTOR 2	LAP TIME	MPH	DIFF	TIME OF DAY	
1 -	43.726	25.260	1:08.986	63.03	12.132	10:04:48.122	
2 -	36.747	24.586	1:01.333	70.90	4.479	10:05:49.455	
3 -	35.710	24.037	59.747	72.78	2.893	10:06:49.202	
4 -	36.268	23.719	59.987	72.49	3.133	10:07:49.189	
5 -	34.486	23.498	57.984	74.99	1.130	10:08:47.173	
6 -	34.483	24.392	58.875	73.86	2.021	10:09:46.048	
7 -	35.365	24.221	59.586	72.98	2.732	10:10:45.634	
8 -	34.691	22.906	57.597	75.50	0.743	10:11:43.231	
9 -	34.232	23.430	57.662	75.41	0.808	10:12:40.893	
10 -	34.619	22.726	57.345 (2)	75.83	0.491	10:13:38.238	
11 -	34.219	23.132	57.351 (3)	75.82	0.497	10:14:35.589	
12 -	34.586	23.309	57.895	75.11	1.041	10:15:33.484	
13 -	33.793	23.061	56.854 (1)	76.48		10:16:30.338	

P15 11 F2		GILBERT / RESTALL		Shelbourne Honda - West Ewell Fencing			
IDEAL LAP TIME :		BEST LAP TIME : 56.942		DIFFERENCE :			
LAP	SECTOR 1	SECTOR 2	LAP TIME	MPH	DIFF	TIME OF DAY	
1 -			1:02.901	69.13	5.959	10:04:25.569	
2 -			58.950	73.76	2.008	10:05:24.519	
3 -			57.546 (3)	75.56	0.604	10:06:22.065	
4 -			57.691	75.37	0.749	10:07:19.756	
5 -			57.883	75.12	0.941	10:08:17.639	
6 -		IN PIT	4:37.960 P	15.64	3:41.018	10:12:55.599	
7 -	OUTLAP		59.525	73.05	2.583	10:13:55.125	
8 -			57.368 (2)	75.80	0.426	10:14:52.493	
9 -			56.942 (1)	76.36		10:15:49.435	

BMCRC - MRO Championships 2022 - Rnd 1 @ Brands Hatch Indy

BMCRC-RKB F1 & F2 Sidecars

QUALIFYING - SECTOR ANALYSIS



SECTOR 1 = FL to I1, SECTOR 2 = I1 to FL, DIFF = Difference To Personal Best Lap, P = Crossed Finish Line in Pit Lane, D = Time Disallowed

P16 17 F2 THOMAS / COLE		Ireson Honda - Team Walters And Thomas Sidecar racing				
IDEAL LAP TIME : 56.993		BEST LAP TIME : 57.205		DIFFERENCE : 0.212		
LAP	SECTOR 1	SECTOR 2	LAP TIME	MPH	DIFF	TIME OF DAY
1 -	38.094	24.359	1:02.453	69.63	5.248	10:04:29.912
2 -	35.892	23.311	59.203	73.45	1.998	10:05:29.115
3 -	35.804	23.897	59.701	72.83	2.496	10:06:28.816
4 -	36.051	23.602	59.653	72.89	2.448	10:07:28.469
5 -	35.495	24.953	1:00.448	71.93	3.243	10:08:28.917
6 -	34.419	23.441	57.860 (2)	75.15	0.655	10:09:26.777
7 -	35.471	22.988	58.459	74.38	1.254	10:10:25.236
8 -	34.464	23.954	58.418 (3)	74.43	1.213	10:11:23.654
9 -	35.714	24.135	59.849	72.65	2.644	10:12:23.503
10 -	35.128	23.538	58.666	74.12	1.461	10:13:22.169
11 -	34.631	22.574	57.205 (1)	76.01		10:14:19.374
12 -	35.185	24.010	59.195	73.46	1.990	10:15:18.569

P17 25 F1 MACLAURIN / HOPE		ARS1 Yamaha - AMR				
IDEAL LAP TIME :		BEST LAP TIME : 57.216		DIFFERENCE :		
LAP	SECTOR 1	SECTOR 2	LAP TIME	MPH	DIFF	TIME OF DAY
1 -			2:09.581	33.55	1:12.365	10:07:09.277
2 -			58.901	73.82	1.685	10:08:08.178
3 -			59.615	72.94	2.399	10:09:07.793
4 -			58.731	74.04	1.515	10:10:06.524
5 -			57.441 (2)	75.70	0.225	10:11:03.965
6 -			58.757	74.00	1.541	10:12:02.722
7 -			57.216 (1)	76.00		10:12:59.938
8 -			58.021 (3)	74.94	0.805	10:13:57.959

P18 73 F2 GOODIER / STONE		LCR - Rowtec ltd				
IDEAL LAP TIME : 57.057		BEST LAP TIME : 57.240		DIFFERENCE : 0.183		
LAP	SECTOR 1	SECTOR 2	LAP TIME	MPH	DIFF	TIME OF DAY
1 -	OUTLAP	23.634	1:02.938	69.09	5.698	10:06:10.902
2 -	35.639	23.641	59.280	73.35	2.040	10:07:10.182
3 -	34.861	23.107	57.968 (3)	75.01	0.728	10:08:08.150
4 -	34.430	23.399	57.829 (2)	75.19	0.589	10:09:05.979
5 -	35.090	23.645	58.735	74.03	1.495	10:10:04.714
6 -	34.560	23.533	58.093	74.85	0.853	10:11:02.807
7 -	36.207	22.824	59.031	73.66	1.791	10:12:01.838
8 -	34.233	23.007	57.240 (1)	75.97		10:12:59.078
9 -	35.031	23.141	58.172	74.75	0.932	10:13:57.250

P19 13 F2 HANDCOCK / PARKER		Shelbourne Suzuki -				
IDEAL LAP TIME : 57.628		BEST LAP TIME : 57.981		DIFFERENCE : 0.353		
LAP	SECTOR 1	SECTOR 2	LAP TIME	MPH	DIFF	TIME OF DAY
1 -	41.498	26.764	1:08.262	63.70	10.281	10:04:57.528
2 -	39.111	27.010	1:06.121	65.76	8.140	10:06:03.649
3 -	35.916	23.954	59.870	72.63	1.889	10:07:03.519
4 -	35.896	23.776	59.672	72.87	1.691	10:08:03.191
5 -	35.263	23.430	58.693	74.09	0.712	10:09:01.884
6 -	35.456	23.485	58.941	73.77	0.960	10:10:00.825
7 -	34.967	24.086	59.053	73.63	1.072	10:10:59.878
8 -	36.810	23.392	1:00.202	72.23	2.221	10:12:00.080
9 -	34.698	23.635	58.333 (2)	74.54	0.352	10:12:58.413
10 -	35.536	22.930	58.466 (3)	74.37	0.485	10:13:56.879
11 -	34.778	23.203	57.981 (1)	75.00		10:14:54.860

BMCRC - MRO Championships 2022 - Rnd 1 @ Brands Hatch Indy

BMCRC-RKB F1 & F2 Sidecars

QUALIFYING - SECTOR ANALYSIS



SECTOR 1 = FL to I1, SECTOR 2 = I1 to FL, DIFF = Difference To Personal Best Lap, P = Crossed Finish Line in Pit Lane, D = Time Disallowed

P20 95 F2		REMNANT / TILLEY		Lumley Kawasaki -			
IDEAL LAP TIME : 58.003		BEST LAP TIME : 58.003		DIFFERENCE : 0.000			
LAP	SECTOR 1	SECTOR 2	LAP TIME	MPH	DIFF	TIME OF DAY	
1 -	40.682	27.473	1:08.155	63.80	10.152	10:04:51.082	
2 -	37.527	24.278	1:01.805	70.36	3.802	10:05:52.887	
3 -	36.661	23.881	1:00.542	71.82	2.539	10:06:53.429	
4 -	35.344	23.780	59.124	73.55	1.121	10:07:52.553	
5 -	35.378	23.654	59.032 (3)	73.66	1.029	10:08:51.585	
6 -	34.949	24.318	59.267	73.37	1.264	10:09:50.852	
7 -	35.653	27.940	1:03.593	68.38	5.590	10:10:54.445	
8 -	35.830	23.572	59.402	73.20	1.399	10:11:53.847	
9 -	35.206	23.759	58.965 (2)	73.74	0.962	10:12:52.812	
10 -	34.802	23.201	58.003 (1)	74.97		10:13:50.815	

P21 67 F1		JEFFREY / FIELD		Windle - MJP racing			
IDEAL LAP TIME : 59.922		BEST LAP TIME : 59.922		DIFFERENCE : 0.000			
LAP	SECTOR 1	SECTOR 2	LAP TIME	MPH	DIFF	TIME OF DAY	
1 -	42.494	27.006	1:09.500	62.56	9.578	10:05:12.314	
2 -	40.096	26.499	1:06.595	65.29	6.673	10:06:18.909	
3 -	38.885	25.352	1:04.237	67.69	4.315	10:07:23.146	
4 -	38.704	27.696	1:06.400	65.49	6.478	10:08:29.546	
5 -	41.499	25.189	1:06.688	65.20	6.766	10:09:36.234	
6 -	37.195	24.419	1:01.614 (3)	70.57	1.692	10:10:37.848	
7 -	36.688	24.753	1:01.441 (2)	70.77	1.519	10:11:39.289	
8 -	38.121	25.671	1:03.792	68.16	3.870	10:12:43.081	
9 -	37.698	25.702	1:03.400	68.58	3.478	10:13:46.481	
10 -	36.439	23.483	59.922 (1)	72.57		10:14:46.403	
11 -	37.836	24.930	1:02.766	69.28	2.844	10:15:49.169	

P22 38 F2		MOSS / GEDDES		Shelbourne Yamaha - LifeSafety Motorsport - CharlieMossRacir			
IDEAL LAP TIME : 1:00.015		BEST LAP TIME : 1:00.171		DIFFERENCE : 0.156			
LAP	SECTOR 1	SECTOR 2	LAP TIME	MPH	DIFF	TIME OF DAY	
1 -	40.918	27.115	1:08.033	63.91	7.862	10:04:58.587	
2 -	39.425	27.071	1:06.496	65.39	6.325	10:06:05.083	
3 -	39.438	25.627	1:05.065	66.83	4.894	10:07:10.148	
4 -	38.428	25.120	1:03.548	68.43	3.377	10:08:13.696	
5 -	36.336	25.512	1:01.848	70.31	1.677	10:09:15.544	
6 -	37.903	25.286	1:03.189	68.81	3.018	10:10:18.733	
7 -	36.979	25.034	1:02.013	70.12	1.842	10:11:20.746	
8 -	37.737	25.261	1:02.998	69.02	2.827	10:12:23.744	
9 -	36.670	25.174	1:01.844 (3)	70.31	1.673	10:13:25.588	
10 -	35.734	24.437	1:00.171 (1)	72.27		10:14:25.759	
11 -	35.987	24.281	1:00.268 (2)	72.15	0.097	10:15:26.027	

P23 23 F2		J SAUNDERS / R SAUNDERS		Baker Honda - Vacuum & Pressure Leeds			
IDEAL LAP TIME : 59.963		BEST LAP TIME : 1:00.540		DIFFERENCE : 0.577			
LAP	SECTOR 1	SECTOR 2	LAP TIME	MPH	DIFF	TIME OF DAY	
1 -	40.471	27.394	1:07.865	64.07	7.325	10:05:05.161	
2 -	39.794	25.786	1:05.580	66.30	5.040	10:06:10.741	
3 -	37.939	24.881	1:02.820	69.22	2.280	10:07:13.561	
4 -	37.103	24.488	1:01.591 (2)	70.60	1.051	10:08:15.152	
5 -	35.854	24.686	1:00.540 (1)	71.83		10:09:15.692	
6 -	36.608	25.375	1:01.983 (3)	70.15	1.443	10:10:17.675	
7 -	37.954	24.451	1:02.405	69.68	1.865	10:11:20.080	
8 -	36.148	26.149	1:02.297	69.80	1.757	10:12:22.377	
9 -	40.166	IN PIT	2:46.302 P	26.14	1:45.762	10:15:08.679	
10 -	OUTLAP	24.109	1:04.205	67.72	3.665	10:16:12.884	

BMCRC - MRO Championships 2022 - Rnd 1 @ Brands Hatch Indy

BMCRC-RKB F1 & F2 Sidecars

QUALIFYING - SECTOR ANALYSIS



SECTOR 1 = FL to I1, SECTOR 2 = I1 to FL, DIFF = Difference To Personal Best Lap, P = Crossed Finish Line in Pit Lane, D = Time Disallowed

P24 121 F1		LAWRENCE / HUGHES		LCR Yamaha - highfield transport, JHM autos			
IDEAL LAP TIME : 59.930		BEST LAP TIME : 1:00.556		DIFFERENCE : 0.626			
LAP	SECTOR 1	SECTOR 2	LAP TIME	MPH	DIFF	TIME OF DAY	
1 -	42.789	27.701	1:10.490	61.69	9.934	10:04:54.408	
2 -	41.667	28.582	1:10.249	61.90	9.693	10:06:04.657	
3 -	38.699	26.508	1:05.207	66.68	4.651	10:07:09.864	
4 -	39.323	25.582	1:04.905	66.99	4.349	10:08:14.769	
5 -	37.623	26.325	1:03.948	68.00	3.392	10:09:18.717	
6 -	37.197	26.068	1:03.265	68.73	2.709	10:10:21.982	
7 -	37.335	25.395	1:02.730	69.32	2.174	10:11:24.712	
8 -	36.076	25.068	1:01.144 (2)	71.12	0.588	10:12:25.856	
9 -	36.656	24.817	1:01.473	70.74	0.917	10:13:27.329	
10 -	36.345	25.078	1:01.423 (3)	70.79	0.867	10:14:28.752	
11 -	36.226	24.330	1:00.556 (1)	71.81		10:15:29.308	
12 -	35.600	33.227	1:08.827	63.18	8.271	10:16:38.135	

P25 92 F1		S HILDIGE / A HILDIGE		Yamaha - Les King			
IDEAL LAP TIME : 1:01.100		BEST LAP TIME : 1:01.297		DIFFERENCE : 0.197			
LAP	SECTOR 1	SECTOR 2	LAP TIME	MPH	DIFF	TIME OF DAY	
1 -	41.238	27.641	1:08.879	63.13	7.582	10:04:57.383	
2 -	39.916	27.487	1:07.403	64.51	6.106	10:06:04.786	
3 -	39.263	25.975	1:05.238	66.65	3.941	10:07:10.024	
4 -	37.506	24.983	1:02.489	69.58	1.192	10:08:12.513	
5 -	36.931	25.419	1:02.350 (3)	69.74	1.053	10:09:14.863	
6 -	38.084	25.228	1:03.312	68.68	2.015	10:10:18.175	
7 -	36.224	25.447	1:01.671 (2)	70.51	0.374	10:11:19.846	
8 -	36.421	24.876	1:01.297 (1)	70.94		10:12:21.143	

P26 65 F1		FAIERS / PLUCKROSE		Windle Yamaha - AWracing Ltd			
IDEAL LAP TIME : 1:01.690		BEST LAP TIME : 1:02.180		DIFFERENCE : 0.490			
LAP	SECTOR 1	SECTOR 2	LAP TIME	MPH	DIFF	TIME OF DAY	
1 -	40.825	27.318	1:08.143	63.81	5.963	10:04:51.764	
2 -	37.984	24.583	1:02.567 (2)	69.50	0.387	10:05:54.331	
3 -	37.586	24.594	1:02.180 (1)	69.93		10:06:56.511	
4 -	38.285	28.266	1:06.551 (3)	65.34	4.371	10:08:03.062	

P27 167 F2		PETTMAN / DAWKINS		Windle Yamaha - Wesso Racing			
IDEAL LAP TIME : 1:08.863		BEST LAP TIME : 1:08.863		DIFFERENCE : 0.000			
LAP	SECTOR 1	SECTOR 2	LAP TIME	MPH	DIFF	TIME OF DAY	
1 -	41.649	27.214	1:08.863 (1)	63.14		10:05:07.004	

P28 19 F1		MACBRIDE / THOMPSON		LCR Suzuki - Lifesafety Motorsport			
IDEAL LAP TIME : 1:11.562		BEST LAP TIME : 1:11.562		DIFFERENCE : 0.000			
LAP	SECTOR 1	SECTOR 2	LAP TIME	MPH	DIFF	TIME OF DAY	
1 -	44.581	29.096	1:13.677	59.02	2.115	10:04:52.180	
2 -	43.284	29.507	1:12.791 (3)	59.74	1.229	10:06:04.971	
3 -	44.037	28.835	1:12.872	59.67	1.310	10:07:17.843	
4 -	43.117	28.445	1:11.562 (1)	60.76		10:08:29.405	
5 -	44.038	29.492	1:13.530	59.14	1.968	10:09:42.935	
6 -	43.178	28.939	1:12.117 (2)	60.29	0.555	10:10:55.052	

BMCRC - MRO Championships 2022 - Rnd 1 @ Brands Hatch Indy

BMCRC-RKB F1 & F2 Sidecars

QUALIFYING - BEST SECTORS

SECTOR 1			SECTOR 2			IDEAL / BEST COMPARISON						
POS	NO	NAME	TIME	NO	NAME	TIME	POS	NO	NAME	IDEAL	BEST	DIFF
									PERFECT LAP	52.405		
1	91	WILLIAMS / STOKOE	31.189	93	HOLDEN / LAWRENCE	21.216	1	91	WILLIAMS / STOKOE	52.557	53.009	0.452
2	93	HOLDEN / LAWRENCE	31.451	91	WILLIAMS / STOKOE	21.368	2	93	HOLDEN / LAWRENC	52.667	52.667	0.000
3	4	MOLYNEUX / GIBSON	31.825	4	MOLYNEUX / GIBSON	21.518	3	4	MOLYNEUX / GIBSON	53.343	53.343	0.000
4	41	PEACH / EDWARDS	32.054	14	LOCKEY / BINNS	21.723	4	41	PEACH / EDWARDS	53.960	54.042	0.082
5	14	LOCKEY / BINNS	32.713	41	PEACH / EDWARDS	21.906	5	14	LOCKEY / BINNS	54.436	54.778	0.342
6	18	ILARIA / BROWN	32.722	27	T KIRBY / P KIRBY	22.087	6	18	ILARIA / BROWN	55.019	55.273	0.254
7	62	WRIGHT / BAILEY	32.779	9	BRYAN / HYDE	22.100	7	62	WRIGHT / BAILEY	55.149	55.571	0.422
8	27	T KIRBY / P KIRBY	33.140	69	LAMBERT / MCBRIDE	22.290	8	27	T KIRBY / P KIRBY	55.227	55.618	0.391
9	69	LAMBERT / MCBRIDE	33.213	18	ILARIA / BROWN	22.297	9	69	LAMBERT / MCBRIDE	55.503	55.728	0.225
10	39	B MOORE / A MOORE	33.445	62	WRIGHT / BAILEY	22.370	10	9	BRYAN / HYDE	55.696	55.815	0.119
11	9	BRYAN / HYDE	33.596	17	THOMAS / COLE	22.574	11	39	B MOORE / A MOORE	56.371	56.737	0.366
12	131	S CHANDLER / B CHANDLER	33.694	117	POTTINGER / DODD	22.632	12	44	KING / SIGSWORTH	56.519	56.854	0.335
13	44	KING / SIGSWORTH	33.793	44	KING / SIGSWORTH	22.726	13	131	S CHANDLER / B CH/	56.647	56.647	0.000
14	117	POTTINGER / DODD	34.148	73	GOODIER / STONE	22.824	14	117	POTTINGER / DODD	56.780	56.780	0.000
15	73	GOODIER / STONE	34.233	39	B MOORE / A MOORE	22.926	15	17	THOMAS / COLE	56.993	57.205	0.212
16	17	THOMAS / COLE	34.419	13	HANDCOCK / PARKER	22.930	16	73	GOODIER / STONE	57.057	57.240	0.183
17	13	HANDCOCK / PARKER	34.698	131	S CHANDLER / B CHANDLER	22.953	17	13	HANDCOCK / PARKE	57.628	57.981	0.353
18	95	REMNANT / TILLEY	34.802	95	REMNANT / TILLEY	23.201	18	95	REMNANT / TILLEY	58.003	58.003	0.000
19	121	LAWRENCE / HUGHES	35.600	67	JEFFREY / FIELD	23.483	19	67	JEFFREY / FIELD	59.922	59.922	0.000
20	38	MOSS / GEDDES	35.734	23	J SAUNDERS / R SAUNDERS	24.109	20	121	LAWRENCE / HUGHE	59.930	1:00.556	0.626
21	23	J SAUNDERS / R SAUNDERS	35.854	38	MOSS / GEDDES	24.281	21	23	J SAUNDERS / R SAL	59.963	1:00.540	0.577
22	92	S HILDIGE / A HILDIGE	36.224	121	LAWRENCE / HUGHES	24.330	22	38	MOSS / GEDDES	1:00.015	1:00.171	0.156
23	67	JEFFREY / FIELD	36.439	65	FAIERS / PLUCKROSE	24.583	23	92	S HILDIGE / A HILDIG	1:01.100	1:01.297	0.197
24	65	FAIERS / PLUCKROSE	37.107	92	S HILDIGE / A HILDIGE	24.876	24	65	FAIERS / PLUCKROS	1:01.690	1:02.180	0.490
25	167	PETTMAN / DAWKINS	41.649	167	PETTMAN / DAWKINS	27.214	25	167	PETTMAN / DAWKINS	1:08.863	1:08.863	0.000
26	19	MACBRIDE / THOMPSON	43.117	19	MACBRIDE / THOMPSON	28.445	26	19	MACBRIDE / THOMP	1:11.562	1:11.562	0.000
27							27	11	GILBERT / RESTALL		56.942	
28							28	25	MACLAURIN / HOPE		57.216	
29												

BMCRC - MRO Championships 2022 - Rnd 1 @ Brands Hatch Indy

BMCRC-RKB F1 & F2 Sidecars

QUALIFYING - STATISTICS

Competitors Started	29
Planned Start	2022-03-12 @ 10:08:00.000
Actual Start	2022-03-12 @ 10:02:49.437
Finish Time	2022-03-12 @ 10:15:41.718
Track Length	1.2079mi.
Total Laps	278
Total Distance Covered	335.8088mi.

Session Fastest Lap History

NO	CL	NAME	LAP TIME	TIME OF DAY	LAP	VEHICLE
93	F1	HOLDEN / LAWRENCE	1:03.429	10:04:25.057	1	LCR Kawasaki
11	F2	GILBERT / RESTALL	1:02.901	10:04:25.569	1	Shelbourne Honda
4	F1	MOLYNEUX / GIBSON	1:01.079	10:04:28.827	1	KTM 890R
93	F1	HOLDEN / LAWRENCE	57.457	10:05:22.496	2	LCR Kawasaki
4	F1	MOLYNEUX / GIBSON	56.812	10:05:25.639	2	KTM 890R
93	F1	HOLDEN / LAWRENCE	56.102	10:06:18.598	3	LCR Kawasaki
4	F1	MOLYNEUX / GIBSON	55.390	10:06:21.028	3	KTM 890R
4	F1	MOLYNEUX / GIBSON	55.204	10:07:16.232	4	KTM 890R
41	F1	PEACH / EDWARDS	54.042	10:07:36.563	4	LCR Yamaha
91	F1	WILLIAMS / STOKOE	53.937	10:08:39.917	5	LCR Yamaha
91	F1	WILLIAMS / STOKOE	53.503	10:10:28.994	7	LCR Yamaha
93	F1	HOLDEN / LAWRENCE	52.667	10:12:46.142	10	LCR Kawasaki

Flag History

TYPE	TIME OF DAY
GREEN	10:02:49.437
FINISH	10:15:41.718

Flag Statistics

TYPE	COUNT	TOTAL LAPS	TOTAL TIME
Green	1	13	14:04.574
Red	0	0	0.000
Safety Car	0	0	0.000
FCY	0	0	0.000

BMCRC - MRO Championships 2022 - Rnd 1 @ Brands Hatch Indy

BMCRC-RKB F1 & F2 Sidecars

QUALIFYING - STATISTICS

CLASS : F1

14 Starters

Fastest Lap History

NO	NAME	LAP TIME	TIME OF DAY	LAP	VEHICLE
93	HOLDEN / LAWRENCE	1:03.429	10:04:25.057	1	LCR Kawasaki
4	MOLYNEUX / GIBSON	1:01.079	10:04:28.827	1	KTM 890R
93	HOLDEN / LAWRENCE	57.457	10:05:22.496	2	LCR Kawasaki
4	MOLYNEUX / GIBSON	56.812	10:05:25.639	2	KTM 890R
93	HOLDEN / LAWRENCE	56.102	10:06:18.598	3	LCR Kawasaki
4	MOLYNEUX / GIBSON	55.390	10:06:21.028	3	KTM 890R
4	MOLYNEUX / GIBSON	55.204	10:07:16.232	4	KTM 890R
41	PEACH / EDWARDS	54.042	10:07:36.563	4	LCR Yamaha
91	WILLIAMS / STOKOE	53.937	10:08:39.917	5	LCR Yamaha
91	WILLIAMS / STOKOE	53.503	10:10:28.994	7	LCR Yamaha
93	HOLDEN / LAWRENCE	52.667	10:12:46.142	10	LCR Kawasaki

BMCRC - MRO Championships 2022 - Rnd 1 @ Brands Hatch Indy

BMCRC-RKB F1 & F2 Sidecars

QUALIFYING - STATISTICS

CLASS : F2

15 Starters

Fastest Lap History

NO	NAME	LAP TIME	TIME OF DAY	LAP	VEHICLE
11	GILBERT / RESTALL	1:02.901	10:04:25.569	1	Shelbourne Honda
17	THOMAS / COLE	1:02.453	10:04:29.938	1	Ireson Honda
11	GILBERT / RESTALL	58.950	10:05:24.519	2	Shelbourne Honda
11	GILBERT / RESTALL	57.546	10:06:22.065	3	Shelbourne Honda
18	ILARIA / BROWN	57.466	10:07:30.720	4	DDM
131	S CHANDLER / B CHANDLER	57.448	10:07:34.287	4	Baker Honda
69	LAMBERT / MCBRIDE	56.881	10:07:45.867	4	LCR Honda
14	LOCKEY / BINNS	56.642	10:08:52.802	5	LCR Honda
18	ILARIA / BROWN	55.817	10:10:22.717	7	DDM
14	LOCKEY / BINNS	55.349	10:13:37.137	10	LCR Honda
14	LOCKEY / BINNS	54.778	10:14:31.916	11	LCR Honda

BMCRC - MRO Championships 2022 - Rnd 1 @ Brands Hatch Indy

BMCRC-RKB F1 & F2 Sidecars

RACE 6 - GRID (10 Laps)

ROW 15			29	8	TAMPIN / DAVIES				
ROW 14	28	19	1:11.562	MACBRIDE / THOMPSON	27	167	1:08.863	PETTMAN / DAWKINS	
ROW 13		26	65	1:02.180	FAIERS / PLUCKROSE	25	92	1:01.297	S HILDIGE / A HILDIGE
ROW 12	24	121	1:00.556	LAWRENCE / HUGHES	23	23	1:00.540	J SAUNDERS / R SAUNDERS	
ROW 11		22	38	1:00.171	MOSS / GEDDES	21	67	59.922	JEFFREY / FIELD
ROW 10	20	95	58.003	REMNANT / TILLEY	19	13	57.981	HANDCOCK / PARKER	
ROW 9		18	73	57.240	GOODIER / STONE	17	25	57.216	MACLAURIN / HOPE
ROW 8	16	17	57.205	THOMAS / COLE	15	11	56.942	GILBERT / RESTALL	
ROW 7		14	44	56.854	KING / SIGSWORTH	13	117	56.780	POTTINGER / DODD
ROW 6	12	39	56.737	B MOORE / A MOORE	11	131	56.647	S CHANDLER / B CHANDLER	
ROW 5		10	9	55.815	BRYAN / HYDE	9	69	55.728	LAMBERT / MCBRIDE
ROW 4	8	27	55.618	T KIRBY / P KIRBY	7	62	55.571	WRIGHT / BAILEY	
ROW 3		6	18	55.273	ILARIA / BROWN	5	14	54.778	LOCKEY / BINNS
ROW 2	4	41	54.042	PEACH / EDWARDS	3	4	53.343	MOLYNEUX / GIBSON	
ROW 1		2	91	53.009	WILLIAMS / STOKOE	1	93	52.667	HOLDEN / LAWRENCE

Pole

Brands Hatch Indy: 1.2079 miles

These results are provisional until the conclusion of any judicial and technical matters.

Clerk Of Course :	Stewards :	Timekeeper : Craig Smith
-------------------	------------	--------------------------

Results can be found at www.tsl-timing.com

Printed - 10:21 Saturday, 12 March 2022





BMCRC - MRO Championships 2022 - Rnd 1 @ Brands Hatch Indy

BMCRC-RKB F1 & F2 Sidecars

RACE 6 - CLASSIFICATION

POS	NO	CL	PIC NAME	ENTRY	LAPS	TIME	GAP	DIFF	MPH	BEST	ON
1	93	F1	1 HOLDEN / LAWRENCE	LCR Kawasaki - Holden racing	10	8:50.550			81.96	51.751	5
2	14	F2	1 LOCKEY / BINNS	LCR Honda - Real Racing	10	9:06.826	16.276	16.276	79.52	53.308	5
3	9	F2	2 BRYAN / HYDE	Baker HONDA - L&W Contractors	10	9:07.268	16.718	0.442	79.46	53.166	3
4	62	F1	2 WRIGHT / BAILEY	Yamaha RYDE F600 - Stainless Steel Designs Ltd.	10	9:16.734	26.184	9.466	78.10	54.038	8
5	39	F2	3 B MOORE / A MOORE	Ireson Honda - LBS Racing/Nikki's Bodygoals , LPC	10	9:23.386	32.836	6.652	77.18	55.112	3
6	69	F2	4 LAMBERT / MCBRIDE	LCR Honda - graham anne ward	10	9:23.618	33.068	0.232	77.15	54.963	5
7	73	F2	5 GOODIER / STONE	LCR - Rowtec ltd	10	9:33.599	43.049	9.981	75.81	55.749	3
8	25	F1	3 MACLAURIN / HOPE	ARS1 Yamaha - AMR	10	9:33.958	43.408	0.359	75.76	54.967	8
9	131	F2	6 S CHANDLER / B CHANDLER	Baker Honda - White Rose Racing	10	9:34.073	43.523	0.115	75.74	55.880	8
10	11	F2	7 GILBERT / RESTALL	Shelbourne Honda - West Ewell Fencing	10	9:37.617	47.067	3.544	75.28	55.647	3
11	13	F2	8 HANDCOCK / PARKER	Shelbourne Suzuki -	10	9:41.773	51.223	4.156	74.74	56.193	4
12	17	F2	9 THOMAS / COLE	Ireson Honda - Team Walters And Thomas Sidecar r	10	9:47.265	56.715	5.492	74.04	56.950	3
13	95	F2	10 REMNANT / TILLEY	Lumley Kawasaki -	9	8:51.130	1 Lap	1 Lap	73.68	57.461	3
14	38	F2	11 MOSS / GEDDES	Shelbourne Yamaha - LifeSafety Motorsport - Charli	9	9:05.472	1 Lap	14.342	71.74	58.295	3
15	67	F1	4 JEFFREY / FIELD	Windle - MJP racing	9	9:13.235	1 Lap	7.763	70.74	59.391	8
16	167	F2	12 PETTMAN / DAWKINS	Windle Yamaha - Wesso Racing	9	9:15.706	1 Lap	2.471	70.42	1:00.019	7
17	8	F1	5 TAMPIN / DAVIES	Honda -	9	9:16.621	1 Lap	0.915	70.31	59.714	6
18	65	F1	6 FAIERS / PLUCKROSE	Windle Yamaha - AW Racing Ltd	9	9:23.091	1 Lap	6.470	69.50	1:00.170	9
19	117	F1	7 POTTINGER / DODD	LCR Yamaha - GB Precision Eng/Opal Fabrication	8	9:14.864	2 Laps	1 Lap	62.69	55.455	5
20	19	F1	8 MACBRIDE / THOMPSON	LCR Suzuki - Lifesafety Motorsport	8	9:15.388	2 Laps	0.524	62.63	1:07.216	3

NOT CLASSIFIED

DNF	44	F2	KING / SIGSWORTH	Lumley Ireson - T E Solutions uk	8	7:45.485	2 Laps		74.73	55.654	8
DNF	18	F2	ILARIA / BROWN	DDM - Powerhouse	6	5:49.710	4 Laps	2 Laps	74.60	55.655	3
DNF	23	F2	J SAUNDERS / R SAUNDERS	Baker Honda - Vacuum & Pressure Leeds	6	6:03.717	4 Laps	14.007	71.73	57.924	4
DNF	41	F1	PEACH / EDWARDS	LCR Yamaha -	5	4:27.832	5 Laps	1 Lap	81.18	52.031	2
DNF	27	F1	T KIRBY / P KIRBY	ARS Yamaha - KRT	4	3:51.675	6 Laps	1 Lap	75.08	54.475	4
DNF	91	F1	WILLIAMS / STOKOE	LCR Yamaha -	4	3:51.940	6 Laps	0.265	74.99	54.354	4
DNF	4	F1	MOLYNEUX / GIBSON	KTM 890R -	3	2:44.146	7 Laps	1 Lap	79.47	52.872	2
DNF	92	F1	S HILDIGE / A HILDIGE	Yamaha - Les King	2	2:06.345	8 Laps	1 Lap	68.83	58.298	2

FASTEST LAP

93	F1	HOLDEN / LAWRENCE	LCR Kawasaki - Holden racing	5	51.751	84.02 mph	135.23 kph
9	F2	BRYAN / HYDE	Baker HONDA - L&W Contractors	3	53.166	81.79 mph	131.63 kph

Class F1 - 92.5% of Race Speed = 75.81 mph
 Class F2 - 92.5% of Race Speed = 73.55 mph

Weather / Track : Cloudy / Dry

These results are provisional until the conclusion of any judicial and technical matters.

Race Distance: 10 Laps / 12.07 miles

Brands Hatch Indy: 1.2079 miles

Date: 12/03/2022 Start: 13:24 Finish: 13:33

Clerk Of Course :

Stewards :

Timekeeper : Craig Smith

Results can be found at www.tsl-timing.com

Printed - 13:34 Saturday, 12 March 2022



BMCRC - MRO Championships 2022 - Rnd 1 @ Brands Hatch Indy

BMCRC-RKB F1 & F2 Sidecars

RACE 6 - LAP CHART

LAP 1 @ 13:25:24.228		
NO	BEHIND	LAP TIME

4		57.742
93	0.476	58.218
41	1.218	58.960
14	2.374	1:00.116
9	2.809	1:00.551
39	4.291	1:02.033
69	4.518	1:02.260
62	4.866	1:02.608
18	5.901	1:03.643
11	6.318	1:04.060
73	6.786	1:04.528
44	7.009	1:04.751
131	7.458	1:05.200
25	7.683	1:05.425
27	7.826	1:05.568
95	8.170	1:05.912
17	8.465	1:06.207
117	8.620	1:06.362
13	8.679	1:06.421
91	9.285	1:07.027
38	9.627	1:07.369
92	10.305	1:08.047
23	10.941	1:08.683
65	11.738	1:09.480
67	12.239	1:09.981
167	13.540	1:11.282
8	14.387	1:12.129
19	21.261	1:19.003

LAP 2 @ 13:26:17.024		
NO	BEHIND	LAP TIME

93		52.320
4	0.076	52.872
41	0.453	52.031
14	3.236	53.658
9	3.814	53.801
39	6.788	55.293
69	7.825	56.103
62	7.902	55.832
11	10.175	56.653
73	10.658	56.668
18	11.105	58.000
27	11.241	56.211
25	11.331	56.444
44	11.443	57.230
131	12.053	57.391
91	12.323	55.834
95	13.642	58.268
13	13.985	58.102
17	15.086	59.417
92	15.807	58.298
38	16.102	59.271
23	18.291	1:00.146
117	18.461	1:02.637
67	20.208	1:00.765
65	20.448	1:01.506
8	21.907	1:00.316
167	22.023	1:01.279
19	36.572	1:08.107

LAP 3 @ 13:27:09.012		
NO	BEHIND	LAP TIME

93		51.988
41	0.526	52.061
4	1.620	53.532
14	4.588	53.340
9	4.992	53.166
39	9.912	55.112
62	10.772	54.858
69	11.204	55.367
11	13.834	55.647
73	14.419	55.749
27	14.674	55.421
18	14.772	55.655
25	14.962	55.619
91	15.060	54.725
44	15.249	55.794
131	16.519	56.454
95	19.115	57.461
13	19.294	57.297
17	20.048	56.950
38	22.409	58.295
23	25.343	59.040
67	28.829	1:00.609
65	30.368	1:01.908
167	31.286	1:01.251
8	31.453	1:01.534
19	51.800	1:07.216

LAP 4 @ 13:28:00.946		
NO	BEHIND	LAP TIME

93		51.934
41	0.632	52.040
14	6.075	53.421
9	6.391	53.333
39	13.105	55.127
62	13.475	54.637
69	14.546	55.276
27	17.215	54.475
91	17.480	54.354
11	18.535	56.635
73	19.148	56.663
25	19.288	56.260
18	20.227	57.389
44	20.443	57.128
131	20.830	56.245
13	23.553	56.193
95	25.023	57.842
17	25.133	57.019
38	29.566	59.091
23	31.333	57.924
67	37.768	1:00.873
167	39.777	1:00.425
65	39.870	1:01.436
8	40.569	1:01.050

LAP 5 @ 13:28:52.697		
NO	BEHIND	LAP TIME

93		51.751
41	1.621	52.740
117	2 Laps	2:20.093 P
14	7.632	53.308
9	8.146	53.506
19	1 Lap	1:07.290

62	16.453	54.729
39	17.459	56.105
69	17.758	54.963
73	25.223	57.826
11	25.395	58.611
18	25.656	57.180
131	25.741	56.662
25	29.329	1:01.792
13	29.486	57.684
44	30.240	1:01.548
17	30.840	57.458
95	32.063	58.791
38	37.890	1:00.075
23	38.752	59.170
67	46.400	1:00.383
167	48.520	1:00.494
8	49.879	1:01.061

LAP 6 @ 13:29:45.482		
NO	BEHIND	LAP TIME

93		52.785
65	1 Lap	1:05.282
14	9.527	54.680
9	9.874	54.513
117	2 Laps	1:01.414
62	20.026	56.358
39	20.591	55.917
69	21.133	56.160
73	29.987	57.549
131	30.533	57.577
18	30.714	57.843
11	30.847	58.237
19	1 Lap	1:08.852
25	32.354	55.810
13	34.043	57.342
44	34.241	56.786
17	36.108	58.053
95	36.861	57.583
38	44.161	59.056
23	44.721	58.754

LAP 7 @ 13:30:38.012		
NO	BEHIND	LAP TIME

93		52.530
67	1 Lap	1:00.523
167	1 Lap	1:00.266
8	1 Lap	59.714
65	1 Lap	1:00.717
14	10.815	53.818
9	11.428	54.084
117	2 Laps	55.455
62	22.059	54.563
39	23.559	55.498
69	24.421	55.818
73	33.635	56.178
131	34.251	56.248
25	35.467	55.643
11	35.620	57.303
44	38.305	56.594
13	38.900	57.387
17	42.142	58.564
95	42.496	58.165
19	1 Lap	1:08.241

LAP 8 @ 13:31:31.069		
NO	BEHIND	LAP TIME

93		53.057
38	1 Lap	1:02.665
67	1 Lap	1:00.665
167	1 Lap	1:00.019
8	1 Lap	59.966
14	12.602	54.844
9	13.264	54.893
65	1 Lap	1:01.748
117	2 Laps	56.192
62	23.040	54.038
39	26.216	55.714
69	26.590	55.226
73	36.562	55.984
131	37.074	55.880
25	37.377	54.967
11	39.330	56.767
44	40.902	55.654
13	42.328	56.485
17	47.473	58.388
95	47.666	58.227

LAP 9 @ 13:32:23.387		
NO	BEHIND	LAP TIME

93		52.318
38	1 Lap	1:00.211
19	2 Laps	1:08.189
14	16.197	55.913
67	1 Lap	59.391
9	16.382	55.436
167	1 Lap	1:00.657
8	1 Lap	1:00.822
117	2 Laps	55.818
62	25.321	54.599
65	1 Lap	1:00.844
39	29.517	55.619
69	29.801	55.529
73	40.631	56.387
131	41.255	56.499
25	41.601	56.542
11	43.897	56.885
13	46.714	56.704
17	53.320	58.165

LAP 10 @ 13:33:17.036		
NO	BEHIND	LAP TIME

93		53.649
95	1 Lap	58.881
38	1 Lap	59.439
14	16.276	53.728
9	16.718	53.985
67	1 Lap	1:00.045
117	2 Laps	56.893
19	2 Laps	1:08.490
167	1 Lap	1:00.033
8	1 Lap	1:00.029
62	26.184	54.512
65	1 Lap	1:00.170
39	32.836	56.968
69	33.068	56.916
73	43.049	56.067
25	43.408	55.456
131	43.523	55.917

11	47.067	56.819
13	51.223	58.158
17	56.715	57.044

BMCRC - MRO Championships 2022 - Rnd 1 @ Brands Hatch Indy

BMCRC-RKB F1 & F2 Sidecars

RACE 6 - SECTOR ANALYSIS



SECTOR 1 = FL to I1, SECTOR 2 = I1 to FL, DIFF = Difference To Personal Best Lap, P = Crossed Finish Line in Pit Lane, D = Time Disallowed

P1 93 F1 HOLDEN / LAWRENCE		LCR Kawasaki - Holden racing				
IDEAL LAP TIME : 51.662		BEST LAP TIME : 51.751		DIFFERENCE : 0.089		
LAP	SECTOR 1	SECTOR 2	LAP TIME	MPH	DIFF	TIME OF DAY
1 -		20.985	58.218	74.69	6.467	13:25:24.704
2 -	31.120	21.200	52.320	83.11	0.569	13:26:17.024
3 -	31.046	20.942	51.988 (3)	83.64	0.237	13:27:09.012
4 -	30.959	20.975	51.934 (2)	83.73	0.183	13:28:00.946
5 -	30.720	21.031	51.751 (1)	84.02		13:28:52.697
6 -	30.888	21.897	52.785	82.38	1.034	13:29:45.482
7 -	30.974	21.556	52.530	82.78	0.779	13:30:38.012
8 -	31.045	22.012	53.057	81.96	1.306	13:31:31.069
9 -	31.309	21.009	52.318	83.11	0.567	13:32:23.387
10 -	31.680	21.969	53.649	81.05	1.898	13:33:17.036

P2 14 F2 LOCKEY / BINNS		LCR Honda - Real Racing				
IDEAL LAP TIME : 52.858		BEST LAP TIME : 53.308		DIFFERENCE : 0.450		
LAP	SECTOR 1	SECTOR 2	LAP TIME	MPH	DIFF	TIME OF DAY
1 -		21.778	1:00.116	72.33	6.808	13:25:26.602
2 -	32.089	21.569	53.658	81.04	0.350	13:26:20.260
3 -	31.644	21.696	53.340 (2)	81.52	0.032	13:27:13.600
4 -	31.653	21.768	53.421 (3)	81.40	0.113	13:28:07.021
5 -	32.094	21.214	53.308 (1)	81.57		13:29:00.329
6 -	32.142	22.538	54.680	79.52	1.372	13:29:55.009
7 -	32.065	21.753	53.818	80.80	0.510	13:30:48.827
8 -	32.995	21.849	54.844	79.29	1.536	13:31:43.671
9 -	33.559	22.354	55.913	77.77	2.605	13:32:39.584
10 -	31.768	21.960	53.728	80.93	0.420	13:33:33.312

P3 9 F2 BRYAN / HYDE		Baker HONDA - L&W Contractors				
IDEAL LAP TIME : 52.971		BEST LAP TIME : 53.166		DIFFERENCE : 0.195		
LAP	SECTOR 1	SECTOR 2	LAP TIME	MPH	DIFF	TIME OF DAY
1 -		21.931	1:00.551	71.81	7.385	13:25:27.037
2 -	32.251	21.550	53.801	80.82	0.635	13:26:20.838
3 -	31.565	21.601	53.166 (1)	81.79		13:27:14.004
4 -	31.608	21.725	53.333 (2)	81.53	0.167	13:28:07.337
5 -	32.100	21.406	53.506 (3)	81.27	0.340	13:29:00.843
6 -	32.291	22.222	54.513	79.77	1.347	13:29:55.356
7 -	32.473	21.611	54.084	80.40	0.918	13:30:49.440
8 -	33.341	21.552	54.893	79.21	1.727	13:31:44.333
9 -	33.028	22.408	55.436	78.44	2.270	13:32:39.769
10 -	32.210	21.775	53.985	80.55	0.819	13:33:33.754

P4 62 F1 WRIGHT / BAILEY		Yamaha RYDE F600 - Stainless Steel Designs Ltd.				
IDEAL LAP TIME : 53.830		BEST LAP TIME : 54.038		DIFFERENCE : 0.208		
LAP	SECTOR 1	SECTOR 2	LAP TIME	MPH	DIFF	TIME OF DAY
1 -		22.558	1:02.608	69.45	8.570	13:25:29.094
2 -	33.365	22.467	55.832	77.88	1.794	13:26:24.926
3 -	32.335	22.523	54.858	79.27	0.820	13:27:19.784
4 -	32.497	22.140	54.637	79.59	0.599	13:28:14.421
5 -	32.784	21.945	54.729	79.45	0.691	13:29:09.150
6 -	33.303	23.055	56.358	77.16	2.320	13:30:05.508
7 -	32.463	22.100	54.563 (3)	79.69	0.525	13:31:00.071
8 -	32.310	21.728	54.038 (1)	80.47		13:31:54.109
9 -	32.132	22.467	54.599	79.64	0.561	13:32:48.708
10 -	32.102	22.410	54.512 (2)	79.77	0.474	13:33:43.220

BMCRC - MRO Championships 2022 - Rnd 1 @ Brands Hatch Indy

BMCRC-RKB F1 & F2 Sidecars

RACE 6 - SECTOR ANALYSIS



SECTOR 1 = FL to I1, SECTOR 2 = I1 to FL, DIFF = Difference To Personal Best Lap, P = Crossed Finish Line in Pit Lane, D = Time Disallowed

P5 39 F2		B MOORE / A MOORE		Ireson Honda - LBS Racing/Nikki's Bodygoals , LPC			
IDEAL LAP TIME : 55.069		BEST LAP TIME : 55.112		DIFFERENCE : 0.043			
LAP	SECTOR 1	SECTOR 2	LAP TIME	MPH	DIFF	TIME OF DAY	
1 -		22.650	1:02.033	70.10	6.921	13:25:28.519	
2 -	32.930	22.363	55.293 (3)	78.64	0.181	13:26:23.812	
3 -	32.714	22.398	55.112 (1)	78.90		13:27:18.924	
4 -	32.749	22.378	55.127 (2)	78.88	0.015	13:28:14.051	
5 -	33.750	22.355	56.105	77.50	0.993	13:29:10.156	
6 -	33.185	22.732	55.917	77.76	0.805	13:30:06.073	
7 -	32.988	22.510	55.498	78.35	0.386	13:31:01.571	
8 -	33.347	22.367	55.714	78.05	0.602	13:31:57.285	
9 -	32.995	22.624	55.619	78.18	0.507	13:32:52.904	
10 -	33.911	23.057	56.968	76.33	1.856	13:33:49.872	

P6 69 F2		LAMBERT / MCBRIDE		LCR Honda - graham anne ward			
IDEAL LAP TIME : 54.963		BEST LAP TIME : 54.963		DIFFERENCE : 0.000			
LAP	SECTOR 1	SECTOR 2	LAP TIME	MPH	DIFF	TIME OF DAY	
1 -		22.642	1:02.260	69.84	7.297	13:25:28.746	
2 -	33.501	22.602	56.103	77.51	1.140	13:26:24.849	
3 -	32.967	22.400	55.367	78.54	0.404	13:27:20.216	
4 -	32.947	22.329	55.276 (3)	78.67	0.313	13:28:15.492	
5 -	32.861	22.102	54.963 (1)	79.11		13:29:10.455	
6 -	33.554	22.606	56.160	77.43	1.197	13:30:06.615	
7 -	32.899	22.919	55.818	77.90	0.855	13:31:02.433	
8 -	32.886	22.340	55.226 (2)	78.74	0.263	13:31:57.659	
9 -	33.013	22.516	55.529	78.31	0.566	13:32:53.188	
10 -	33.844	23.072	56.916	76.40	1.953	13:33:50.104	

P7 73 F2		GOODIER / STONE		LCR - Rowtec ltd			
IDEAL LAP TIME : 55.471		BEST LAP TIME : 55.749		DIFFERENCE : 0.278			
LAP	SECTOR 1	SECTOR 2	LAP TIME	MPH	DIFF	TIME OF DAY	
1 -		22.927	1:04.528	67.39	8.779	13:25:31.014	
2 -	33.996	22.672	56.668	76.73	0.919	13:26:27.682	
3 -	33.052	22.697	55.749 (1)	78.00		13:27:23.431	
4 -	34.130	22.533	56.663	76.74	0.914	13:28:20.094	
5 -	33.085	24.741	57.826	75.20	2.077	13:29:17.920	
6 -	33.439	24.110	57.549	75.56	1.800	13:30:15.469	
7 -	33.759	22.419	56.178	77.40	0.429	13:31:11.647	
8 -	33.398	22.586	55.984 (2)	77.67	0.235	13:32:07.631	
9 -	33.830	22.557	56.387	77.12	0.638	13:33:04.018	
10 -	33.379	22.688	56.067 (3)	77.56	0.318	13:34:00.085	

P8 25 F1		MACLAURIN / HOPE		ARS1 Yamaha - AMR			
IDEAL LAP TIME : 54.808		BEST LAP TIME : 54.967		DIFFERENCE : 0.159			
LAP	SECTOR 1	SECTOR 2	LAP TIME	MPH	DIFF	TIME OF DAY	
1 -		23.461	1:05.425	66.46	10.458	13:25:31.911	
2 -	33.270	23.174	56.444	77.04	1.477	13:26:28.355	
3 -	32.898	22.721	55.619 (3)	78.18	0.652	13:27:23.974	
4 -	33.833	22.427	56.260	77.29	1.293	13:28:20.234	
5 -	33.096	28.696	1:01.792	70.37	6.825	13:29:22.026	
6 -	33.154	22.656	55.810	77.91	0.843	13:30:17.836	
7 -	32.938	22.705	55.643	78.15	0.676	13:31:13.479	
8 -	32.381	22.586	54.967 (1)	79.11		13:32:08.446	
9 -	33.846	22.696	56.542	76.90	1.575	13:33:04.988	
10 -	32.839	22.617	55.456 (2)	78.41	0.489	13:34:00.444	

BMCRC - MRO Championships 2022 - Rnd 1 @ Brands Hatch Indy

BMCRC-RKB F1 & F2 Sidecars

RACE 6 - SECTOR ANALYSIS



SECTOR 1 = FL to I1, SECTOR 2 = I1 to FL, DIFF = Difference To Personal Best Lap, P = Crossed Finish Line in Pit Lane, D = Time Disallowed

P9 131 F2		S CHANDLER / B CHANDLER		Baker Honda - White Rose Racing		
IDEAL LAP TIME : 55.603		BEST LAP TIME : 55.880		DIFFERENCE : 0.277		
LAP	SECTOR 1	SECTOR 2	LAP TIME	MPH	DIFF	TIME OF DAY
1 -		23.359	1:05.200	66.69	9.320	13:25:31.686
2 -	33.883	23.508	57.391	75.77	1.511	13:26:29.077
3 -	33.806	22.648	56.454	77.02	0.574	13:27:25.531
4 -	33.515	22.730	56.245 (3)	77.31	0.365	13:28:21.776
5 -	33.193	23.469	56.662	76.74	0.782	13:29:18.438
6 -	34.005	23.572	57.577	75.52	1.697	13:30:16.015
7 -	33.450	22.798	56.248	77.31	0.368	13:31:12.263
8 -	33.160	22.720	55.880 (1)	77.82		13:32:08.143
9 -	33.712	22.787	56.499	76.96	0.619	13:33:04.642
10 -	32.955	22.962	55.917 (2)	77.76	0.037	13:34:00.559

P10 11 F2		GILBERT / RESTALL		Shelbourne Honda - West Ewell Fencing		
IDEAL LAP TIME : 55.570		BEST LAP TIME : 55.647		DIFFERENCE : 0.077		
LAP	SECTOR 1	SECTOR 2	LAP TIME	MPH	DIFF	TIME OF DAY
1 -		22.692	1:04.060	67.88	8.413	13:25:30.546
2 -	33.860	22.793	56.653 (3)	76.75	1.006	13:26:27.199
3 -	32.878	22.769	55.647 (1)	78.14		13:27:22.846
4 -	33.425	23.210	56.635 (2)	76.78	0.988	13:28:19.481
5 -	33.504	25.107	58.611	74.19	2.964	13:29:18.092
6 -	34.181	24.056	58.237	74.67	2.590	13:30:16.329
7 -	34.166	23.137	57.303	75.88	1.656	13:31:13.632
8 -	33.887	22.880	56.767	76.60	1.120	13:32:10.399
9 -	33.609	23.276	56.885	76.44	1.238	13:33:07.284
10 -	33.634	23.185	56.819	76.53	1.172	13:34:04.103

P11 13 F2		HANDCOCK / PARKER		Shelbourne Suzuki -		
IDEAL LAP TIME : 55.997		BEST LAP TIME : 56.193		DIFFERENCE : 0.196		
LAP	SECTOR 1	SECTOR 2	LAP TIME	MPH	DIFF	TIME OF DAY
1 -		23.677	1:06.421	65.47	10.228	13:25:32.907
2 -	34.915	23.187	58.102	74.84	1.909	13:26:31.009
3 -	34.208	23.089	57.297	75.89	1.104	13:27:28.306
4 -	33.464	22.729	56.193 (1)	77.38		13:28:24.499
5 -	33.583	24.101	57.684	75.38	1.491	13:29:22.183
6 -	34.248	23.094	57.342	75.83	1.149	13:30:19.525
7 -	34.854	22.533	57.387	75.77	1.194	13:31:16.912
8 -	33.693	22.792	56.485 (2)	76.98	0.292	13:32:13.397
9 -	33.894	22.810	56.704 (3)	76.68	0.511	13:33:10.101
10 -	34.523	23.635	58.158	74.77	1.965	13:34:08.259

P12 17 F2		THOMAS / COLE		Ireson Honda - Team Walters And Thomas Sidecar racing		
IDEAL LAP TIME : 56.625		BEST LAP TIME : 56.950		DIFFERENCE : 0.325		
LAP	SECTOR 1	SECTOR 2	LAP TIME	MPH	DIFF	TIME OF DAY
1 -		23.207	1:06.207	65.68	9.257	13:25:32.693
2 -	35.857	23.560	59.417	73.18	2.467	13:26:32.110
3 -	34.052	22.898	56.950 (1)	76.35		13:27:29.060
4 -	33.742	23.277	57.019 (2)	76.26	0.069	13:28:26.079
5 -	34.045	23.413	57.458	75.68	0.508	13:29:23.537
6 -	34.831	23.222	58.053	74.90	1.103	13:30:21.590
7 -	35.404	23.160	58.564	74.25	1.614	13:31:20.154
8 -	35.061	23.327	58.388	74.47	1.438	13:32:18.542
9 -	34.795	23.370	58.165	74.76	1.215	13:33:16.707
10 -	34.161	22.883	57.044 (3)	76.23	0.094	13:34:13.751

BMCRC - MRO Championships 2022 - Rnd 1 @ Brands Hatch Indy

BMCRC-RKB F1 & F2 Sidecars

RACE 6 - SECTOR ANALYSIS



SECTOR 1 = FL to I1, SECTOR 2 = I1 to FL, DIFF = Difference To Personal Best Lap, P = Crossed Finish Line in Pit Lane, D = Time Disallowed

P13 95 F2		REMNANT / TILLEY		Lumley Kawasaki -		
IDEAL LAP TIME : 56.873		BEST LAP TIME : 57.461		DIFFERENCE : 0.588		
LAP	SECTOR 1	SECTOR 2	LAP TIME	MPH	DIFF	TIME OF DAY
1 -		23.562	1:05.912	65.97	8.451	13:25:32.398
2 -	34.899	23.369	58.268	74.63	0.807	13:26:30.666
3 -	34.310	23.151	57.461 (1)	75.67		13:27:28.127
4 -	34.445	23.397	57.842 (3)	75.18	0.381	13:28:25.969
5 -	34.048	24.743	58.791	73.96	1.330	13:29:24.760
6 -	34.508	23.075	57.583 (2)	75.51	0.122	13:30:22.343
7 -	35.340	22.825	58.165	74.76	0.704	13:31:20.508
8 -	34.668	23.559	58.227	74.68	0.766	13:32:18.735
9 -	35.444	23.437	58.881	73.85	1.420	13:33:17.616

P14 38 F2		MOSS / GEDDES		Shelbourne Yamaha - LifeSafety Motorsport - CharlieMossRacir		
IDEAL LAP TIME : 58.295		BEST LAP TIME : 58.295		DIFFERENCE : 0.000		
LAP	SECTOR 1	SECTOR 2	LAP TIME	MPH	DIFF	TIME OF DAY
1 -		23.708	1:07.369	64.54	9.074	13:25:33.855
2 -	35.362	23.909	59.271	73.36	0.976	13:26:33.126
3 -	34.636	23.659	58.295 (1)	74.59		13:27:31.421
4 -	35.004	24.087	59.091 (3)	73.59	0.796	13:28:30.512
5 -	35.259	24.816	1:00.075	72.38	1.780	13:29:30.587
6 -	34.980	24.076	59.056 (2)	73.63	0.761	13:30:29.643
7 -	38.451	24.214	1:02.665	69.39	4.370	13:31:32.308
8 -	35.554	24.657	1:00.211	72.22	1.916	13:32:32.519
9 -	35.252	24.187	59.439	73.16	1.144	13:33:31.958

P15 67 F1		JEFFREY / FIELD		Windle - MJP racing		
IDEAL LAP TIME : 59.218		BEST LAP TIME : 59.391		DIFFERENCE : 0.173		
LAP	SECTOR 1	SECTOR 2	LAP TIME	MPH	DIFF	TIME OF DAY
1 -		24.544	1:09.981	62.13	10.590	13:25:36.467
2 -	36.855	23.910	1:00.765	71.56	1.374	13:26:37.232
3 -	36.447	24.162	1:00.609	71.74	1.218	13:27:37.841
4 -	36.937	23.936	1:00.873	71.43	1.482	13:28:38.714
5 -	35.673	24.710	1:00.383 (3)	72.01	0.992	13:29:39.097
6 -	36.260	24.263	1:00.523	71.85	1.132	13:30:39.620
7 -	36.633	24.032	1:00.665	71.68	1.274	13:31:40.285
8 -	35.846	23.545	59.391 (1)	73.21		13:32:39.676
9 -	35.809	24.236	1:00.045 (2)	72.42	0.654	13:33:39.721

P16 167 F2		PETTMAN / DAWKINS		Windle Yamaha - Wesso Racing		
IDEAL LAP TIME : 59.395		BEST LAP TIME : 1:00.019		DIFFERENCE : 0.624		
LAP	SECTOR 1	SECTOR 2	LAP TIME	MPH	DIFF	TIME OF DAY
1 -		24.868	1:11.282	61.00	11.263	13:25:37.768
2 -	36.634	24.645	1:01.279	70.96	1.260	13:26:39.047
3 -	36.271	24.980	1:01.251	70.99	1.232	13:27:40.298
4 -	36.169	24.256	1:00.425	71.96	0.406	13:28:40.723
5 -	35.261	25.233	1:00.494	71.88	0.475	13:29:41.217
6 -	35.595	24.671	1:00.266 (3)	72.15	0.247	13:30:41.483
7 -	35.885	24.134	1:00.019 (1)	72.45		13:31:41.502
8 -	36.115	24.542	1:00.657	71.69	0.638	13:32:42.159
9 -	35.502	24.531	1:00.033 (2)	72.43	0.014	13:33:42.192

BMCRC - MRO Championships 2022 - Rnd 1 @ Brands Hatch Indy

BMCRC-RKB F1 & F2 Sidecars

RACE 6 - SECTOR ANALYSIS



SECTOR 1 = FL to I1, SECTOR 2 = I1 to FL, DIFF = Difference To Personal Best Lap, P = Crossed Finish Line in Pit Lane, D = Time Disallowed

P17 8 F1 TAMPIN / DAVIES			Honda -			
IDEAL LAP TIME : 59.303		BEST LAP TIME : 59.714		DIFFERENCE : 0.411		
LAP	SECTOR 1	SECTOR 2	LAP TIME	MPH	DIFF	TIME OF DAY
1 -		24.180	1:12.129	60.28	12.415	13:25:38.615
2 -	36.117	24.199	1:00.316	72.09	0.602	13:26:38.931
3 -	36.555	24.979	1:01.534	70.66	1.820	13:27:40.465
4 -	36.921	24.129	1:01.050	71.23	1.336	13:28:41.515
5 -	35.465	25.596	1:01.061	71.21	1.347	13:29:42.576
6 -	35.746	23.968	59.714 (1)	72.82		13:30:42.290
7 -	36.128	23.838	59.966 (2)	72.51	0.252	13:31:42.256
8 -	36.579	24.243	1:00.822	71.49	1.108	13:32:43.078
9 -	36.029	24.000	1:00.029 (3)	72.44	0.315	13:33:43.107

P18 65 F1 FAIERS / PLUCKROSE			Windle Yamaha - AWracing Ltd			
IDEAL LAP TIME : 1:00.112		BEST LAP TIME : 1:00.170		DIFFERENCE : 0.058		
LAP	SECTOR 1	SECTOR 2	LAP TIME	MPH	DIFF	TIME OF DAY
1 -		24.143	1:09.480	62.58	9.310	13:25:35.966
2 -	37.458	24.048	1:01.506	70.70	1.336	13:26:37.472
3 -	37.439	24.469	1:01.908	70.24	1.738	13:27:39.380
4 -	37.335	24.101	1:01.436	70.78	1.266	13:28:40.816
5 -	36.629	28.653	1:05.282	66.61	5.112	13:29:46.098
6 -	36.461	24.256	1:00.717 (2)	71.62	0.547	13:30:46.815
7 -	37.605	24.143	1:01.748	70.42	1.578	13:31:48.563
8 -	36.859	23.985	1:00.844 (3)	71.47	0.674	13:32:49.407
9 -	36.519	23.651	1:00.170 (1)	72.27		13:33:49.577

P19 117 F1 POTTINGER / DODD			LCR Yamaha - GB Precision Eng/Opal Fabrication			
IDEAL LAP TIME : 55.455		BEST LAP TIME : 55.455		DIFFERENCE : 0.000		
LAP	SECTOR 1	SECTOR 2	LAP TIME	MPH	DIFF	TIME OF DAY
1 -		23.405	1:06.362	65.52	10.907	13:25:32.848
2 -	35.625	27.012	1:02.637	69.42	7.182	13:26:35.485
3 -	38.683	IN PIT	2:20.093 P	31.04	1:24.638	13:28:55.578
4 -	OUTLAP	23.738	1:01.414	70.80	5.959	13:29:56.992
5 -	33.075	22.380	55.455 (1)	78.41		13:30:52.447
6 -	33.405	22.787	56.192 (3)	77.38	0.737	13:31:48.639
7 -	33.283	22.535	55.818 (2)	77.90	0.363	13:32:44.457
8 -	33.379	23.514	56.893	76.43	1.438	13:33:41.350

P20 19 F1 MACBRIDE / THOMPSON			LCR Suzuki - Lifesafety Motorsport			
IDEAL LAP TIME : 1:07.129		BEST LAP TIME : 1:07.216		DIFFERENCE : 0.087		
LAP	SECTOR 1	SECTOR 2	LAP TIME	MPH	DIFF	TIME OF DAY
1 -		27.560	1:19.003	55.04	11.787	13:25:45.489
2 -	40.972	27.135	1:08.107 (3)	63.84	0.891	13:26:53.596
3 -	40.521	26.695	1:07.216 (1)	64.69		13:28:00.812
4 -	40.434	26.856	1:07.290 (2)	64.62	0.074	13:29:08.102
5 -	40.598	28.254	1:08.852	63.15	1.636	13:30:16.954
6 -	41.085	27.156	1:08.241	63.72	1.025	13:31:25.195
7 -	41.234	26.955	1:08.189	63.77	0.973	13:32:33.384
8 -	40.703	27.787	1:08.490	63.49	1.274	13:33:41.874

BMCRC - MRO Championships 2022 - Rnd 1 @ Brands Hatch Indy

BMCRC-RKB F1 & F2 Sidecars

RACE 6 - SECTOR ANALYSIS



SECTOR 1 = FL to I1, SECTOR 2 = I1 to FL, DIFF = Difference To Personal Best Lap, P = Crossed Finish Line in Pit Lane, D = Time Disallowed

P21 44 F2 KING / SIGSWORTH		Lumley Ireson - T E Solutions uk				
IDEAL LAP TIME : 55.383		BEST LAP TIME : 55.654		DIFFERENCE : 0.271		
LAP	SECTOR 1	SECTOR 2	LAP TIME	MPH	DIFF	TIME OF DAY
1 -		23.165	1:04.751	67.15	9.097	13:25:31.237
2 -	33.975	23.255	57.230	75.98	1.576	13:26:28.467
3 -	33.544	22.250	55.794 (2)	77.94	0.140	13:27:24.261
4 -	34.614	22.514	57.128	76.12	1.474	13:28:21.389
5 -	33.872	27.676	1:01.548	70.65	5.894	13:29:22.937
6 -	34.239	22.547	56.786	76.57	1.132	13:30:19.723
7 -	34.122	22.472	56.594 (3)	76.83	0.940	13:31:16.317
8 -	33.577	22.077	55.654 (1)	78.13		13:32:11.971

P22 18 F2 ILARIA / BROWN		DDM - Powerhouse				
IDEAL LAP TIME : 55.237		BEST LAP TIME : 55.655		DIFFERENCE : 0.418		
LAP	SECTOR 1	SECTOR 2	LAP TIME	MPH	DIFF	TIME OF DAY
1 -		22.367	1:03.643	68.32	7.988	13:25:30.129
2 -	34.804	23.196	58.000	74.97	2.345	13:26:28.129
3 -	32.870	22.785	55.655 (1)	78.13		13:27:23.784
4 -	34.778	22.611	57.389 (3)	75.77	1.734	13:28:21.173
5 -	33.084	24.096	57.180 (2)	76.05	1.525	13:29:18.353
6 -	33.844	23.999	57.843	75.17	2.188	13:30:16.196

P23 23 F2 J SAUNDERS / R SAUNDERS		Baker Honda - Vacuum & Pressure Leeds				
IDEAL LAP TIME : 57.765		BEST LAP TIME : 57.924		DIFFERENCE : 0.159		
LAP	SECTOR 1	SECTOR 2	LAP TIME	MPH	DIFF	TIME OF DAY
1 -		24.395	1:08.683	63.31	10.759	13:25:35.169
2 -	36.198	23.948	1:00.146	72.30	2.222	13:26:35.315
3 -	35.561	23.479	59.040 (3)	73.65	1.116	13:27:34.355
4 -	34.622	23.302	57.924 (1)	75.07		13:28:32.279
5 -	34.463	24.707	59.170	73.49	1.246	13:29:31.449
6 -	34.577	24.177	58.754 (2)	74.01	0.830	13:30:30.203

P24 41 F1 PEACH / EDWARDS		LCR Yamaha -				
IDEAL LAP TIME : 51.900		BEST LAP TIME : 52.031		DIFFERENCE : 0.131		
LAP	SECTOR 1	SECTOR 2	LAP TIME	MPH	DIFF	TIME OF DAY
1 -		21.502	58.960	73.75	6.929	13:25:25.446
2 -	30.925	21.106	52.031 (1)	83.57		13:26:17.477
3 -	30.880	21.181	52.061 (3)	83.52	0.030	13:27:09.538
4 -	30.939	21.101	52.040 (2)	83.56	0.009	13:28:01.578
5 -	31.634	21.106	52.740	82.45	0.709	13:28:54.318

P25 27 F1 T KIRBY / P KIRBY		ARS Yamaha - KRT				
IDEAL LAP TIME : 54.231		BEST LAP TIME : 54.475		DIFFERENCE : 0.244		
LAP	SECTOR 1	SECTOR 2	LAP TIME	MPH	DIFF	TIME OF DAY
1 -		23.667	1:05.568	66.32	11.093	13:25:32.054
2 -	33.541	22.670	56.211 (3)	77.36	1.736	13:26:28.265
3 -	32.767	22.654	55.421 (2)	78.46	0.946	13:27:23.686
4 -	32.565	21.910	54.475 (1)	79.82		13:28:18.161

P26 91 F1 WILLIAMS / STOKOE		LCR Yamaha -				
IDEAL LAP TIME : 53.252		BEST LAP TIME : 54.354		DIFFERENCE : 1.102		
LAP	SECTOR 1	SECTOR 2	LAP TIME	MPH	DIFF	TIME OF DAY
1 -		22.587	1:07.027	64.87	12.673	13:25:33.513
2 -	33.827	22.007	55.834 (3)	77.88	1.480	13:26:29.347
3 -	32.504	22.221	54.725 (2)	79.46	0.371	13:27:24.072
4 -	32.509	21.845	54.354 (1)	80.00		13:28:18.426

BMCRC - MRO Championships 2022 - Rnd 1 @ Brands Hatch Indy

BMCRC-RKB F1 & F2 Sidecars

RACE 6 - SECTOR ANALYSIS



SECTOR 1 = FL to I1, SECTOR 2 = I1 to FL, DIFF = Difference To Personal Best Lap, P = Crossed Finish Line in Pit Lane, D = Time Disallowed

P27		4 F1		MOLYNEUX / GIBSON		KTM 890R -	
IDEAL LAP TIME : 52.814		BEST LAP TIME : 52.872		DIFFERENCE : 0.058			
LAP	SECTOR 1	SECTOR 2	LAP TIME	MPH	DIFF	TIME OF DAY	
1 -		21.386	57.742	75.31	4.870	13:25:24.228	
2 -	31.428	21.444	52.872 (1)	82.24		13:26:17.100	
3 -	31.980	21.552	53.532 (2)	81.23	0.660	13:27:10.632	

P28		92 F1		S HILDIGE / A HILDIGE		Yamaha - Les King	
IDEAL LAP TIME : 57.796		BEST LAP TIME : 58.298		DIFFERENCE : 0.502			
LAP	SECTOR 1	SECTOR 2	LAP TIME	MPH	DIFF	TIME OF DAY	
1 -		24.133	1:08.047	63.90	9.749	13:25:34.533	
2 -	34.673	23.625	58.298 (1)	74.59		13:26:32.831	

BMCRC - MRO Championships 2022 - Rnd 1 @ Brands Hatch Indy

BMCRC-RKB F1 & F2 Sidecars

RACE 6 - BEST SECTORS

SECTOR 1			SECTOR 2			IDEAL / BEST COMPARISON						
POS	NO	NAME	TIME	NO	NAME	TIME	POS	NO	NAME	IDEAL	BEST	DIFF
1	93	HOLDEN / LAWRENCE	30.720	93	HOLDEN / LAWRENCE	20.942	1	93	HOLDEN / LAWRENCE	51.662	51.751	0.089
2	41	PEACH / EDWARDS	30.799	41	PEACH / EDWARDS	21.101	2	41	PEACH / EDWARDS	51.900	52.031	0.131
3	91	WILLIAMS / STOKOE	31.407	14	LOCKEY / BINNS	21.214	3	4	MOLYNEUX / GIBSON	52.814	52.872	0.058
4	4	MOLYNEUX / GIBSON	31.428	4	MOLYNEUX / GIBSON	21.386	4	14	LOCKEY / BINNS	52.858	53.308	0.450
5	9	BRYAN / HYDE	31.565	9	BRYAN / HYDE	21.406	5	9	BRYAN / HYDE	52.971	53.166	0.195
6	14	LOCKEY / BINNS	31.644	62	WRIGHT / BAILEY	21.728	6	91	WILLIAMS / STOKOE	53.252	54.354	1.102
7	62	WRIGHT / BAILEY	32.102	91	WILLIAMS / STOKOE	21.845	7	62	WRIGHT / BAILEY	53.830	54.038	0.208
8	27	T KIRBY / P KIRBY	32.321	27	T KIRBY / P KIRBY	21.910	8	27	T KIRBY / P KIRBY	54.231	54.475	0.244
9	25	MACLAURIN / HOPE	32.381	44	KING / SIGSWORTH	22.077	9	25	MACLAURIN / HOPE	54.808	54.967	0.159
10	39	B MOORE / A MOORE	32.714	69	LAMBERT / MCBRIDE	22.102	10	69	LAMBERT / MCBRIDE	54.963	54.963	0.000
11	69	LAMBERT / MCBRIDE	32.861	39	B MOORE / A MOORE	22.355	11	39	B MOORE / A MOORE	55.069	55.112	0.043
12	18	ILARIA / BROWN	32.870	18	ILARIA / BROWN	22.367	12	18	ILARIA / BROWN	55.237	55.655	0.418
13	11	GILBERT / RESTALL	32.878	117	POTTINGER / DODD	22.380	13	44	KING / SIGSWORTH	55.383	55.654	0.271
14	131	S CHANDLER / B CHANDLER	32.955	73	GOODIER / STONE	22.419	14	117	POTTINGER / DODD	55.455	55.455	0.000
15	73	GOODIER / STONE	33.052	25	MACLAURIN / HOPE	22.427	15	73	GOODIER / STONE	55.471	55.749	0.278
16	117	POTTINGER / DODD	33.075	13	HANDCOCK / PARKER	22.533	16	11	GILBERT / RESTALL	55.570	55.647	0.077
17	44	KING / SIGSWORTH	33.306	131	S CHANDLER / B CHANDLER	22.648	17	131	S CHANDLER / B CHANDLER	55.603	55.880	0.277
18	13	HANDCOCK / PARKER	33.464	11	GILBERT / RESTALL	22.692	18	13	HANDCOCK / PARKER	55.997	56.193	0.196
19	17	THOMAS / COLE	33.742	95	REMNANT / TILLEY	22.825	19	17	THOMAS / COLE	56.625	56.950	0.325
20	95	REMNANT / TILLEY	34.048	17	THOMAS / COLE	22.883	20	95	REMNANT / TILLEY	56.873	57.461	0.588
21	92	S HILDIGE / A HILDIGE	34.171	23	J SAUNDERS / R SAUNDERS	23.302	21	23	J SAUNDERS / R SAUNDERS	57.765	57.924	0.159
22	23	J SAUNDERS / R SAUNDERS	34.463	67	JEFFREY / FIELD	23.545	22	92	S HILDIGE / A HILDIGE	57.796	58.298	0.502
23	38	MOSS / GEDDES	34.636	92	S HILDIGE / A HILDIGE	23.625	23	38	MOSS / GEDDES	58.295	58.295	0.000
24	167	PETTMAN / DAWKINS	35.261	65	FAIERS / PLUCKROSE	23.651	24	67	JEFFREY / FIELD	59.218	59.391	0.173
25	8	TAMPIN / DAVIES	35.465	38	MOSS / GEDDES	23.659	25	8	TAMPIN / DAVIES	59.303	59.714	0.411
26	67	JEFFREY / FIELD	35.673	8	TAMPIN / DAVIES	23.838	26	167	PETTMAN / DAWKINS	59.395	1:00.019	0.624
27	65	FAIERS / PLUCKROSE	36.461	167	PETTMAN / DAWKINS	24.134	27	65	FAIERS / PLUCKROSE	1:00.112	1:00.170	0.058
28	19	MACBRIDE / THOMPSON	40.434	19	MACBRIDE / THOMPSON	26.695	28	19	MACBRIDE / THOMPSON	1:07.129	1:07.216	0.087

BMCRC - MRO Championships 2022 - Rnd 1 @ Brands Hatch Indy

BMCRC-RKB F1 & F2 Sidecars

RACE 6 - STATISTICS

Competitors Started 28
Planned Start 2022-03-12 @ 14:00:00.000
Actual Start 2022-03-12 @ 13:24:26.485
Finish Time 2022-03-12 @ 13:33:17.035
Track Length 1.2079mi.
Total Laps 228
Total Distance Covered 275.4115mi.

Session Fastest Lap History

NO	CL	NAME	LAP TIME	TIME OF DAY	LAP	VEHICLE
93	F1	HOLDEN / LAWRENCE	52.320	13:26:17.059	2	LCR Kawasaki
41	F1	PEACH / EDWARDS	52.031	13:26:17.492	2	LCR Yamaha
93	F1	HOLDEN / LAWRENCE	51.988	13:27:09.028	3	LCR Kawasaki
93	F1	HOLDEN / LAWRENCE	51.934	13:28:00.905	4	LCR Kawasaki
93	F1	HOLDEN / LAWRENCE	51.751	13:28:52.712	5	LCR Kawasaki

Session Leader History

NO	CL	NAME	FROM LAP	LAPS LED	DISTANCE	VEHICLE
4	F1	MOLYNEUX / GIBSON	1	1	1.20 miles	KTM 890R
93	F1	HOLDEN / LAWRENCE	2	9	10.87 miles	LCR Kawasaki

Flag History

TYPE	TIME OF DAY
GREEN	13:24:26.485
FINISH	13:33:17.035

Flag Statistics

TYPE	COUNT	TOTAL LAPS	TOTAL TIME
Green	1	10	9:56.723
Red	0	0	0.000
Safety Car	0	0	0.000
FCY	0	0	0.000

BMCRC - MRO Championships 2022 - Rnd 1 @ Brands Hatch Indy

BMCRC-RKB F1 & F2 Sidecars

RACE 6 - STATISTICS

CLASS : F1

13 Starters

Fastest Lap History

NO	NAME	LAP TIME	TIME OF DAY	LAP	VEHICLE
93	HOLDEN / LAWRENCE	52.320	13:26:17.059	2	LCR Kawasaki
41	PEACH / EDWARDS	52.031	13:26:17.492	2	LCR Yamaha
93	HOLDEN / LAWRENCE	51.988	13:27:09.028	3	LCR Kawasaki
93	HOLDEN / LAWRENCE	51.934	13:28:00.905	4	LCR Kawasaki
93	HOLDEN / LAWRENCE	51.751	13:28:52.712	5	LCR Kawasaki

Leader History

NO	NAME	FROM LAP	LAPS LED	DISTANCE	VEHICLE
4	MOLYNEUX / GIBSON	1	1	1.20 miles	KTM 890R
93	HOLDEN / LAWRENCE	2	9	10.87 miles	LCR Kawasaki

BMCRC - MRO Championships 2022 - Rnd 1 @ Brands Hatch Indy

BMCRC-RKB F1 & F2 Sidecars

RACE 6 - STATISTICS

CLASS : F2

15 Starters

Fastest Lap History

NO	NAME	LAP TIME	TIME OF DAY	LAP	VEHICLE
14	LOCKEY / BINNS	53.658	13:26:20.296	2	LCR Honda
14	LOCKEY / BINNS	53.340	13:27:13.636	3	LCR Honda
9	BRYAN / HYDE	53.166	13:27:14.023	3	Baker HONDA

Leader History

NO	NAME	FROM LAP	LAPS LED	DISTANCE	VEHICLE
14	LOCKEY / BINNS	1	10	12.07 miles	LCR Honda



BMCRC - MRO Championships 2022 - Rnd 1 @ Brands Hatch Indy

BMCRC-RKB F1 & F2 Sidecars

RACE 16 - GRID (10 Laps)

ROW 15		29	121	LAWRENCE / HUGHES					
ROW 14	28	19	1:07.216	MACBRIDE / THOMPSON	27	65	1:00.170	FAIERS / PLUCKROSE	
ROW 13		26	167	1:00.019	PETTMAN / DAWKINS	25	8	59.714	TAMPIN / DAVIES
ROW 12	24	67	59.391	JEFFREY / FIELD	23	92	58.298	S HILDIGE / A HILDIGE	
ROW 11		22	38	58.295	MOSS / GEDDES	21	23	57.924	J SAUNDERS / R SAUNDERS
ROW 10	20	95	57.461	REMNANT / TILLEY	19	17	56.950	THOMAS / COLE	
ROW 9		18	13	56.193	HANDCOCK / PARKER	17	131	55.880	S CHANDLER / B CHANDLER
ROW 8	16	73	55.749	GOODIER / STONE	15	18	55.655	ILARIA / BROWN	
ROW 7		14	44	55.654	KING / SIGSWORTH	13	11	55.647	GILBERT / RESTALL
ROW 6	12	117	55.455	POTTINGER / DODD	11	39	55.112	B MOORE / A MOORE	
ROW 5		10	25	54.967	MACLAURIN / HOPE	9	69		LAMBERT / JEVAN
ROW 4	8	27	54.475	T KIRBY / P KIRBY	7	91	54.354	WILLIAMS / STOKOE	
ROW 3		6	62	54.038	WRIGHT / BAILEY	5	14	53.308	LOCKEY / BINNS
ROW 2	4	9	53.166	BRYAN / HYDE	3	4	52.872	MOLYNEUX / GIBSON	
ROW 1		2	41	52.031	PEACH / EDWARDS	1	93	51.751	HOLDEN / LAWRENCE

Pole

Brands Hatch Indy: 1.2079 miles

These results are provisional until the conclusion of any judicial and technical matters.

Clerk Of Course :	Stewards :	Timekeeper : Craig Smith
-------------------	------------	--------------------------

Results can be found at www.tsl-timing.com

Printed - 15:36 Saturday, 12 March 2022





BMCRC - MRO Championships 2022 - Rnd 1 @ Brands Hatch Indy

BMCRC-RKB F1 & F2 Sidecars

RACE 16 - CLASSIFICATION

POS	NO	CL	PIC NAME	ENTRY	LAPS	TIME	GAP	DIFF	MPH	BEST	ON
1	93	F1	1 HOLDEN / LAWRENCE	LCR Kawasaki - Holden racing	5	4:24.130			82.31	51.213	3
2	4	F1	2 MOLYNEUX / GIBSON	KTM 890R -	5	4:27.514	3.384	3.384	81.27	51.614	2
3	9	F2	1 BRYAN / HYDE	Baker HONDA - L&W Contractors	5	4:32.213	8.083	4.699	79.87	53.095	4
4	91	F1	3 WILLIAMS / STOKOE	LCR Yamaha -	5	4:32.352	8.222	0.139	79.83	53.143	4
5	14	F2	2 LOCKEY / BINNS	LCR Honda - Real Racing	5	4:33.242	9.112	0.890	79.57	52.944	3
6	62	F1	4 WRIGHT / BAILEY	Yamaha RYDE F600 - Stainless Steel Designs Ltd.	5	4:40.853	16.723	7.611	77.41	54.593	3
7	39	F2	3 B MOORE / A MOORE	Ireson Honda - LBS Racing/Nikki's Bodygoals , LPC	5	4:41.601	17.471	0.748	77.21	54.873	4
8	69	F2	4 LAMBERT / JEVAN	LCR Honda - graham anne ward	5	4:42.762	18.632	1.161	76.89	54.729	4
9	11	F2	5 GILBERT / RESTALL	Shelbourne Honda - West Ewell Fencing	5	4:45.869	21.739	3.107	76.05	55.471	3
10	73	F2	6 GOODIER / STONE	LCR - Rowtec ltd	5	4:45.992	21.862	0.123	76.02	55.348	3
11	44	F2	7 KING / SIGSWORTH	Lumley Ireson - T E Solutions uk	5	4:46.274	22.144	0.282	75.95	55.514	5
12	117	F1	5 POTTINGER / DODD	LCR Yamaha - GB Precision Eng/Opal Fabrication	5	4:46.744	22.614	0.470	75.82	55.477	4
13	18	F2	8 ILARIA / BROWN	DDM - Powerhouse	5	4:46.946	22.816	0.202	75.77	54.683	4
14	131	F2	9 S CHANDLER / B CHANDLER	Baker Honda - White Rose Racing	5	4:48.966	24.836	2.020	75.24	55.217	5
15	13	F2	10 HANDCOCK / PARKER	Shelbourne Suzuki -	5	4:49.211	25.081	0.245	75.18	56.010	5
16	92	F1	6 S HILDIGE / A HILDIGE	Yamaha - Les King	5	4:49.819	25.689	0.608	75.02	55.386	5
17	95	F2	11 REMNANT / TILLEY	Lumley Kawasaki -	5	4:55.011	30.881	5.192	73.70	56.720	5
18	25*	F1	7 MACLAURIN / HOPE	ARS1 Yamaha - AMR	5	4:56.579	32.449	1.568	73.31	53.350	3
19	17	F2	12 THOMAS / COLE	Ireson Honda - Team Walters And Thomas Sidecar r	5	4:56.921	32.791	0.342	73.22	57.127	2
20	23	F2	13 J SAUNDERS / R SAUNDERS	Baker Honda - Vacuum & Pressure Leeds	5	4:58.492	34.362	1.571	72.84	57.583	2
21	67	F1	8 JEFFREY / FIELD	Windle - MJP racing	5	4:59.612	35.482	1.120	72.57	57.770	4
22	38	F2	14 MOSS / GEDDES	Shelbourne Yamaha - LifeSafety Motorsport - Charli	5	5:05.586	41.456	5.974	71.15	58.917	2
23	65	F1	9 FAIERS / PLUCKROSE	Windle Yamaha - AWracing ltd	5	5:05.739	41.609	0.153	71.11	59.129	2
24	167	F2	15 PETTMAN / DAWKINS	Windle Yamaha - Wesso Racing	5	5:11.105	46.975	5.366	69.88	1:00.212	4
25	19	F1	10 MACBRIDE / THOMPSON	LCR Suzuki - Lifesafety Motorsport	4	4:39.754	1 Lap	1 Lap	62.17	1:07.328	2

NOT CLASSIFIED

DNF 41 F1 PEACH / EDWARDS LCR Yamaha - 0

FASTEST LAP

93	F1	HOLDEN / LAWRENCE	LCR Kawasaki - Holden racing	3	51.213	84.91 mph	136.65 kph
14	F2	LOCKEY / BINNS	LCR Honda - Real Racing	3	52.944	82.13 mph	132.18 kph

* No. 25 - 20 second penalty - jump starts
 Class F1 - 92.5% of Race Speed = 76.13 mph
 Class F2 - 92.5% of Race Speed = 73.87 mph

Weather / Track : Cloudy / Dry

These results are provisional until the conclusion of any judicial and technical matters.

Race Distance: 5 Laps / 6.03 miles

Brands Hatch Indy: 1.2079 miles

Date: 12/03/2022 Start: 17:20 Finish: 17:25

Clerk Of Course :

Stewards :

Timekeeper : Craig Smith

Results can be found at www.tsl-timing.com

Printed - 17:26 Saturday, 12 March 2022



BMCRC - MRO Championships 2022 - Rnd 1 @ Brands Hatch Indy

BMCRC-RKB F1 & F2 Sidecars

RACE 16 - LAP CHART

LAP 1 @ 17:21:50.447

NO	BEHIND	LAP TIME
4		57.326
93	0.916	58.242
9	1.284	58.610
91	1.828	59.154
14	2.540	59.866
25	3.234	1:00.560
62	3.896	1:01.222
39	4.032	1:01.358
69	4.942	1:02.268
44	5.892	1:03.218
11	5.980	1:03.306
73	6.208	1:03.534
117	6.235	1:03.561
13	6.699	1:04.025
131	7.016	1:04.342
18	7.151	1:04.477
17	7.995	1:05.321
95	8.277	1:05.603
92	8.352	1:05.678
23	9.529	1:06.855
67	9.934	1:07.260
65	10.837	1:08.163
38	10.914	1:08.240
167	12.408	1:09.734
19	19.877	1:17.203

LAP 2 @ 17:22:42.061

NO	BEHIND	LAP TIME
4		51.614
93	0.773	51.471
9	3.309	53.639
91	3.485	53.271
14	4.490	53.564
25	5.402	53.782
62	7.019	54.737
39	7.546	55.128
69	8.589	55.261
11	9.930	55.564
44	10.045	55.767
73	10.636	56.042
117	10.921	56.300
13	11.453	56.368
131	11.975	56.573
18	12.110	56.573
17	13.508	57.127
92	13.585	56.847
95	14.436	57.773
23	15.498	57.583
67	16.190	57.870
38	18.217	58.917
65	18.352	59.129
167	21.192	1:00.398
19	35.591	1:07.328

LAP 3 @ 17:23:34.047

NO	BEHIND	LAP TIME
93		51.213
4	0.602	52.588
9	4.617	53.294
91	4.746	53.247
14	5.448	52.944
25	6.766	53.350

62	9.626	54.593	13	25.081	56.010
39	10.448	54.888	92	25.689	55.386
69	11.536	54.933	95	30.881	56.720
11	13.415	55.471	17	32.791	57.974
44	13.610	55.551	23	34.362	58.394
73	13.998	55.348	67	35.482	58.906
117	14.611	55.676	38	41.456	59.390
18	15.679	55.555	65	41.609	59.677
13	16.193	56.726	167	46.975	1:00.427
131	16.806	56.817			
92	17.249	55.650			
17	19.593	58.071			
95	19.915	57.465			
23	21.370	57.858			
67	22.010	57.806			
65	25.551	59.185			
38	25.667	59.436			
167	29.540	1:00.334			
19	50.955	1:07.350			

LAP 4 @ 17:24:25.571

NO	BEHIND	LAP TIME
93		51.524
4	1.617	52.539
9	6.188	53.095
91	6.365	53.143
14	7.213	53.289
25	9.301	54.059
62	13.146	55.044
39	13.797	54.873
69	14.741	54.729
11	17.743	55.852
73	17.998	55.524
44	18.310	56.224
117	18.564	55.477
18	18.838	54.683
13	20.751	56.082
131	21.299	56.017
92	21.983	56.258
95	25.841	57.450
17	26.497	58.428
23	27.648	57.802
67	28.256	57.770
65	33.612	59.585
38	33.746	59.603
167	38.228	1:00.212

LAP 5 @ 17:25:17.251

NO	BEHIND	LAP TIME
93		51.680
4	3.384	53.447
9	8.083	53.575
91	8.222	53.537
14	9.112	53.579
25	12.449	54.828
19	1 Lap	1:07.873
62	16.723	55.257
39	17.471	55.354
69	18.632	55.571
11	21.739	55.676
73	21.862	55.544
44	22.144	55.514
117	22.614	55.730
18	22.816	55.658
131	24.836	55.217

Weather / Track : Cloudy / Dry

Results can be found at www.tsl-timing.com

Brands Hatch Indy: 1.2079 miles
Date: 12/03/2022 Start: 17:20 Finish: 17:25

Printed - 17:26 Saturday, 12 March 2022

BMCRC - MRO Championships 2022 - Rnd 1 @ Brands Hatch Indy

BMCRC-RKB F1 & F2 Sidecars

RACE 16 - SECTOR ANALYSIS



SECTOR 1 = FL to I1, SECTOR 2 = I1 to FL, DIFF = Difference To Personal Best Lap, P = Crossed Finish Line in Pit Lane, D = Time Disallowed

P1 93 F1 HOLDEN / LAWRENCE		LCR Kawasaki - Holden racing				
IDEAL LAP TIME : 51.213		BEST LAP TIME : 51.213		DIFFERENCE : 0.000		
LAP	SECTOR 1	SECTOR 2	LAP TIME	MPH	DIFF	TIME OF DAY
1 -		21.423	58.242	74.66	7.029	17:21:51.363
2 -	30.845	20.626	51.471 (2)	84.48	0.258	17:22:42.834
3 -	30.653	20.560	51.213 (1)	84.91		17:23:34.047
4 -	30.833	20.691	51.524 (3)	84.39	0.311	17:24:25.571
5 -	30.861	20.819	51.680	84.14	0.467	17:25:17.251

P2 4 F1 MOLYNEUX / GIBSON		KTM 890R -				
IDEAL LAP TIME : 51.537		BEST LAP TIME : 51.614		DIFFERENCE : 0.077		
LAP	SECTOR 1	SECTOR 2	LAP TIME	MPH	DIFF	TIME OF DAY
1 -		21.150	57.326	75.85	5.712	17:21:50.447
2 -	30.719	20.895	51.614 (1)	84.25		17:22:42.061
3 -	30.642	21.946	52.588 (3)	82.69	0.974	17:23:34.649
4 -	31.253	21.286	52.539 (2)	82.76	0.925	17:24:27.188
5 -	32.110	21.337	53.447	81.36	1.833	17:25:20.635

P3 9 F2 BRYAN / HYDE		Baker HONDA - L&W Contractors				
IDEAL LAP TIME : 53.095		BEST LAP TIME : 53.095		DIFFERENCE : 0.000		
LAP	SECTOR 1	SECTOR 2	LAP TIME	MPH	DIFF	TIME OF DAY
1 -		21.998	58.610	74.19	5.515	17:21:51.731
2 -	32.294	21.345	53.639	81.07	0.544	17:22:45.370
3 -	31.816	21.478	53.294 (2)	81.59	0.199	17:23:38.664
4 -	31.795	21.300	53.095 (1)	81.90		17:24:31.759
5 -	32.133	21.442	53.575 (3)	81.16	0.480	17:25:25.334

P4 91 F1 WILLIAMS / STOKOE		LCR Yamaha -				
IDEAL LAP TIME : 53.126		BEST LAP TIME : 53.143		DIFFERENCE : 0.017		
LAP	SECTOR 1	SECTOR 2	LAP TIME	MPH	DIFF	TIME OF DAY
1 -		21.976	59.154	73.51	6.011	17:21:52.275
2 -	31.948	21.323	53.271 (3)	81.63	0.128	17:22:45.546
3 -	31.899	21.348	53.247 (2)	81.66	0.104	17:23:38.793
4 -	31.916	21.227	53.143 (1)	81.82		17:24:31.936
5 -	32.125	21.412	53.537	81.22	0.394	17:25:25.473

P5 14 F2 LOCKEY / BINNS		LCR Honda - Real Racing				
IDEAL LAP TIME : 52.939		BEST LAP TIME : 52.944		DIFFERENCE : 0.005		
LAP	SECTOR 1	SECTOR 2	LAP TIME	MPH	DIFF	TIME OF DAY
1 -		22.172	59.866	72.63	6.922	17:21:52.987
2 -	32.193	21.371	53.564 (3)	81.18	0.620	17:22:46.551
3 -	31.625	21.319	52.944 (1)	82.13		17:23:39.495
4 -	31.876	21.413	53.289 (2)	81.60	0.345	17:24:32.784
5 -	32.265	21.314	53.579	81.16	0.635	17:25:26.363

P6 62 F1 WRIGHT / BAILEY		Yamaha RYDE F600 - Stainless Steel Designs Ltd.				
IDEAL LAP TIME : 54.593		BEST LAP TIME : 54.593		DIFFERENCE : 0.000		
LAP	SECTOR 1	SECTOR 2	LAP TIME	MPH	DIFF	TIME OF DAY
1 -		22.464	1:01.222	71.02	6.629	17:21:54.343
2 -	32.674	22.063	54.737 (2)	79.44	0.144	17:22:49.080
3 -	32.560	22.033	54.593 (1)	79.65		17:23:43.673
4 -	32.851	22.193	55.044 (3)	79.00	0.451	17:24:38.717
5 -	33.068	22.189	55.257	78.69	0.664	17:25:33.974

BMCRC - MRO Championships 2022 - Rnd 1 @ Brands Hatch Indy

BMCRC-RKB F1 & F2 Sidecars

RACE 16 - SECTOR ANALYSIS



SECTOR 1 = FL to I1, SECTOR 2 = I1 to FL, DIFF = Difference To Personal Best Lap, P = Crossed Finish Line in Pit Lane, D = Time Disallowed

P7 39 F2 B MOORE / A MOORE		Ireson Honda - LBS Racing/Nikki's Bodygoals , LPC				
IDEAL LAP TIME : 54.660		BEST LAP TIME : 54.873		DIFFERENCE : 0.213		
LAP	SECTOR 1	SECTOR 2	LAP TIME	MPH	DIFF	TIME OF DAY
1 -		22.177	1:01.358	70.87	6.485	17:21:54.479
2 -	33.059	22.069	55.128 (3)	78.88	0.255	17:22:49.607
3 -	32.739	22.149	54.888 (2)	79.22	0.015	17:23:44.495
4 -	32.591	22.282	54.873 (1)	79.24		17:24:39.368
5 -	32.938	22.416	55.354	78.55	0.481	17:25:34.722

P8 69 F2 LAMBERT / JEVAN		LCR Honda - graham anne ward				
IDEAL LAP TIME : 54.729		BEST LAP TIME : 54.729		DIFFERENCE : 0.000		
LAP	SECTOR 1	SECTOR 2	LAP TIME	MPH	DIFF	TIME OF DAY
1 -		22.582	1:02.268	69.83	7.539	17:21:55.389
2 -	33.087	22.174	55.261 (3)	78.69	0.532	17:22:50.650
3 -	32.798	22.135	54.933 (2)	79.16	0.204	17:23:45.583
4 -	32.717	22.012	54.729 (1)	79.45		17:24:40.312
5 -	33.410	22.161	55.571	78.25	0.842	17:25:35.883

P9 11 F2 GILBERT / RESTALL		Shelbourne Honda - West Ewell Fencing				
IDEAL LAP TIME : 55.357		BEST LAP TIME : 55.471		DIFFERENCE : 0.114		
LAP	SECTOR 1	SECTOR 2	LAP TIME	MPH	DIFF	TIME OF DAY
1 -		22.976	1:03.306	68.69	7.835	17:21:56.427
2 -	32.998	22.566	55.564 (2)	78.26	0.093	17:22:51.991
3 -	32.791	22.680	55.471 (1)	78.39		17:23:47.462
4 -	32.875	22.977	55.852	77.85	0.381	17:24:43.314
5 -	32.946	22.730	55.676 (3)	78.10	0.205	17:25:38.990

P10 73 F2 GOODIER / STONE		LCR - Rowtec ltd				
IDEAL LAP TIME : 55.348		BEST LAP TIME : 55.348		DIFFERENCE : 0.000		
LAP	SECTOR 1	SECTOR 2	LAP TIME	MPH	DIFF	TIME OF DAY
1 -		22.628	1:03.534	68.44	8.186	17:21:56.655
2 -	33.286	22.756	56.042	77.59	0.694	17:22:52.697
3 -	32.855	22.493	55.348 (1)	78.56		17:23:48.045
4 -	32.947	22.577	55.524 (2)	78.31	0.176	17:24:43.569
5 -	33.044	22.500	55.544 (3)	78.29	0.196	17:25:39.113

P11 44 F2 KING / SIGSWORTH		Lumley Ireson - T E Solutions uk				
IDEAL LAP TIME : 55.277		BEST LAP TIME : 55.514		DIFFERENCE : 0.237		
LAP	SECTOR 1	SECTOR 2	LAP TIME	MPH	DIFF	TIME OF DAY
1 -		22.890	1:03.218	68.78	7.704	17:21:56.339
2 -	33.343	22.424	55.767 (3)	77.97	0.253	17:22:52.106
3 -	33.225	22.326	55.551 (2)	78.28	0.037	17:23:47.657
4 -	33.286	22.938	56.224	77.34	0.710	17:24:43.881
5 -	32.951	22.563	55.514 (1)	78.33		17:25:39.395

P12 117 F1 POTTINGER / DODD		LCR Yamaha - GB Precision Eng/Opal Fabrication				
IDEAL LAP TIME : 55.267		BEST LAP TIME : 55.477		DIFFERENCE : 0.210		
LAP	SECTOR 1	SECTOR 2	LAP TIME	MPH	DIFF	TIME OF DAY
1 -		22.993	1:03.561	68.41	8.084	17:21:56.682
2 -	33.435	22.865	56.300	77.23	0.823	17:22:52.982
3 -	33.420	22.256	55.676 (2)	78.10	0.199	17:23:48.658
4 -	33.011	22.466	55.477 (1)	78.38		17:24:44.135
5 -	33.363	22.367	55.730 (3)	78.02	0.253	17:25:39.865

BMCRC - MRO Championships 2022 - Rnd 1 @ Brands Hatch Indy

BMCRC-RKB F1 & F2 Sidecars

RACE 16 - SECTOR ANALYSIS



SECTOR 1 = FL to I1, SECTOR 2 = I1 to FL, DIFF = Difference To Personal Best Lap, P = Crossed Finish Line in Pit Lane, D = Time Disallowed

P13 18 F2 ILARIA / BROWN		DDM - Powerhouse				
IDEAL LAP TIME : 54.683		BEST LAP TIME : 54.683		DIFFERENCE : 0.000		
LAP	SECTOR 1	SECTOR 2	LAP TIME	MPH	DIFF	TIME OF DAY
1 -		23.124	1:04.477	67.44	9.794	17:21:57.598
2 -	34.241	22.332	56.573	76.86	1.890	17:22:54.171
3 -	33.247	22.308	55.555 (2)	78.27	0.872	17:23:49.726
4 -	32.594	22.089	54.683 (1)	79.52		17:24:44.409
5 -	33.500	22.158	55.658 (3)	78.13	0.975	17:25:40.067

P14 131 F2 S CHANDLER / B CHANDLER		Baker Honda - White Rose Racing				
IDEAL LAP TIME : 55.217		BEST LAP TIME : 55.217		DIFFERENCE : 0.000		
LAP	SECTOR 1	SECTOR 2	LAP TIME	MPH	DIFF	TIME OF DAY
1 -		23.185	1:04.342	67.58	9.125	17:21:57.463
2 -	33.753	22.820	56.573 (3)	76.86	1.356	17:22:54.036
3 -	33.590	23.227	56.817	76.53	1.600	17:23:50.853
4 -	33.130	22.887	56.017 (2)	77.63	0.800	17:24:46.870
5 -	32.736	22.481	55.217 (1)	78.75		17:25:42.087

P15 13 F2 HANDCOCK / PARKER		Shelbourne Suzuki -				
IDEAL LAP TIME : 55.816		BEST LAP TIME : 56.010		DIFFERENCE : 0.194		
LAP	SECTOR 1	SECTOR 2	LAP TIME	MPH	DIFF	TIME OF DAY
1 -		23.046	1:04.025	67.91	8.015	17:21:57.146
2 -	33.919	22.449	56.368 (3)	77.14	0.358	17:22:53.514
3 -	33.904	22.822	56.726	76.65	0.716	17:23:50.240
4 -	33.549	22.533	56.082 (2)	77.54	0.072	17:24:46.322
5 -	33.367	22.643	56.010 (1)	77.63		17:25:42.332

P16 92 F1 S HILDIGE / A HILDIGE		Yamaha - Les King				
IDEAL LAP TIME : 55.366		BEST LAP TIME : 55.386		DIFFERENCE : 0.020		
LAP	SECTOR 1	SECTOR 2	LAP TIME	MPH	DIFF	TIME OF DAY
1 -		23.504	1:05.678	66.21	10.292	17:21:58.799
2 -	34.014	22.833	56.847	76.49	1.461	17:22:55.646
3 -	32.802	22.848	55.650 (2)	78.14	0.264	17:23:51.296
4 -	33.038	23.220	56.258 (3)	77.29	0.872	17:24:47.554
5 -	32.822	22.564	55.386 (1)	78.51		17:25:42.940

P17 95 F2 REMNANT / TILLEY		Lumley Kawasaki -				
IDEAL LAP TIME : 56.720		BEST LAP TIME : 56.720		DIFFERENCE : 0.000		
LAP	SECTOR 1	SECTOR 2	LAP TIME	MPH	DIFF	TIME OF DAY
1 -		23.247	1:05.603	66.28	8.883	17:21:58.724
2 -	34.792	22.981	57.773	75.27	1.053	17:22:56.497
3 -	34.482	22.983	57.465 (3)	75.67	0.745	17:23:53.962
4 -	34.375	23.075	57.450 (2)	75.69	0.730	17:24:51.412
5 -	33.739	22.981	56.720 (1)	76.66		17:25:48.132

P18 25 F1 MACLAURIN / HOPE		ARS1 Yamaha - AMR				
IDEAL LAP TIME : 53.153		BEST LAP TIME : 53.350		DIFFERENCE : 0.197		
LAP	SECTOR 1	SECTOR 2	LAP TIME	MPH	DIFF	TIME OF DAY
1 -		22.198	1:00.560	71.80	7.210	17:21:53.681
2 -	32.234	21.548	53.782 (2)	80.85	0.432	17:22:47.463
3 -	31.605	21.745	53.350 (1)	81.51		17:23:40.813
4 -	32.359	21.700	54.059 (3)	80.44	0.709	17:24:34.872
5 -	32.226	22.602	54.828	79.31	1.478	17:25:29.700

BMCRC - MRO Championships 2022 - Rnd 1 @ Brands Hatch Indy

BMCRC-RKB F1 & F2 Sidecars

RACE 16 - SECTOR ANALYSIS



SECTOR 1 = FL to I1, SECTOR 2 = I1 to FL, DIFF = Difference To Personal Best Lap, P = Crossed Finish Line in Pit Lane, D = Time Disallowed

P19 17 F2 THOMAS / COLE		Ireson Honda - Team Walters And Thomas Sidecar racing				
IDEAL LAP TIME : 57.127		BEST LAP TIME : 57.127		DIFFERENCE : 0.000		
LAP	SECTOR 1	SECTOR 2	LAP TIME	MPH	DIFF	TIME OF DAY
1 -		23.654	1:05.321	66.57	8.194	17:21:58.442
2 -	34.033	23.094	57.127 (1)	76.12		17:22:55.569
3 -	34.684	23.387	58.071 (3)	74.88	0.944	17:23:53.640
4 -	35.222	23.206	58.428	74.42	1.301	17:24:52.068
5 -	34.227	23.747	57.974 (2)	75.00	0.847	17:25:50.042

P20 23 F2 J SAUNDERS / R SAUNDERS		Baker Honda - Vacuum & Pressure Leeds				
IDEAL LAP TIME : 57.583		BEST LAP TIME : 57.583		DIFFERENCE : 0.000		
LAP	SECTOR 1	SECTOR 2	LAP TIME	MPH	DIFF	TIME OF DAY
1 -		23.354	1:06.855	65.04	9.272	17:21:59.976
2 -	34.696	22.887	57.583 (1)	75.51		17:22:57.559
3 -	34.816	23.042	57.858 (3)	75.15	0.275	17:23:55.417
4 -	34.712	23.090	57.802 (2)	75.23	0.219	17:24:53.219
5 -	35.070	23.324	58.394	74.47	0.811	17:25:51.613

P21 67 F1 JEFFREY / FIELD		Windle - MJP racing				
IDEAL LAP TIME : 57.407		BEST LAP TIME : 57.770		DIFFERENCE : 0.363		
LAP	SECTOR 1	SECTOR 2	LAP TIME	MPH	DIFF	TIME OF DAY
1 -		23.656	1:07.260	64.65	9.490	17:22:00.381
2 -	35.029	22.841	57.870 (3)	75.14	0.100	17:22:58.251
3 -	34.589	23.217	57.806 (2)	75.22	0.036	17:23:56.057
4 -	34.566	23.204	57.770 (1)	75.27		17:24:53.827
5 -	35.626	23.280	58.906	73.82	1.136	17:25:52.733

P22 38 F2 MOSS / GEDDES		Shelbourne Yamaha - LifeSafety Motorsport - CharlieMossRacir				
IDEAL LAP TIME : 58.917		BEST LAP TIME : 58.917		DIFFERENCE : 0.000		
LAP	SECTOR 1	SECTOR 2	LAP TIME	MPH	DIFF	TIME OF DAY
1 -		24.055	1:08.240	63.72	9.323	17:22:01.361
2 -	35.289	23.628	58.917 (1)	73.80		17:23:00.278
3 -	35.667	23.769	59.436 (3)	73.16	0.519	17:23:59.714
4 -	35.652	23.951	59.603	72.95	0.686	17:24:59.317
5 -	35.660	23.730	59.390 (2)	73.22	0.473	17:25:58.707

P23 65 F1 FAIERS / PLUCKROSE		Windle Yamaha - AWracing Ltd				
IDEAL LAP TIME : 58.994		BEST LAP TIME : 59.129		DIFFERENCE : 0.135		
LAP	SECTOR 1	SECTOR 2	LAP TIME	MPH	DIFF	TIME OF DAY
1 -		23.594	1:08.163	63.79	9.034	17:22:01.284
2 -	35.616	23.513	59.129 (1)	73.54		17:23:00.413
3 -	35.797	23.388	59.185 (2)	73.47	0.056	17:23:59.598
4 -	36.202	23.383	59.585 (3)	72.98	0.456	17:24:59.183
5 -	36.299	23.378	59.677	72.86	0.548	17:25:58.860

P24 167 F2 PETTMAN / DAWKINS		Windle Yamaha - Wesso Racing				
IDEAL LAP TIME : 1:00.106		BEST LAP TIME : 1:00.212		DIFFERENCE : 0.106		
LAP	SECTOR 1	SECTOR 2	LAP TIME	MPH	DIFF	TIME OF DAY
1 -		24.522	1:09.734	62.35	9.522	17:22:02.855
2 -	35.867	24.531	1:00.398 (3)	71.99	0.186	17:23:03.253
3 -	35.926	24.408	1:00.334 (2)	72.07	0.122	17:24:03.587
4 -	35.698	24.514	1:00.212 (1)	72.22		17:25:03.799
5 -	35.827	24.600	1:00.427	71.96	0.215	17:26:04.226

BMCRC - MRO Championships 2022 - Rnd 1 @ Brands Hatch Indy

BMCRC-RKB F1 & F2 Sidecars

RACE 16 - SECTOR ANALYSIS



SECTOR 1 = FL to I1, SECTOR 2 = I1 to FL, DIFF = Difference To Personal Best Lap, P = Crossed Finish Line in Pit Lane, D = Time Disallowed

P25 19 F1		MACBRIDE / THOMPSON		LCR Suzuki - Lifesafety Motorsport		
IDEAL LAP TIME : 1:06.885		BEST LAP TIME : 1:07.328		DIFFERENCE : 0.443		
LAP	SECTOR 1	SECTOR 2	LAP TIME	MPH	DIFF	TIME OF DAY
1 -		27.040	1:17.203	56.32	9.875	17:22:10.324
2 -	40.712	26.616	1:07.328 (1)	64.58		17:23:17.652
3 -	40.269	27.081	1:07.350 (2)	64.56	0.022	17:24:25.002
4 -	40.783	27.090	1:07.873 (3)	64.06	0.545	17:25:32.875

BMCRC - MRO Championships 2022 - Rnd 1 @ Brands Hatch Indy

BMCRC-RKB F1 & F2 Sidecars

RACE 16 - BEST SECTORS

SECTOR 1			SECTOR 2			IDEAL / BEST COMPARISON						
POS	NO	NAME	TIME	NO	NAME	TIME	POS	NO	NAME	IDEAL	BEST	DIFF
									PERFECT LAP	51.202		
1	4	MOLYNEUX / GIBSON	30.642	93	HOLDEN / LAWRENCE	20.560	1	93	HOLDEN / LAWRENC	51.213	51.213	0.000
2	93	HOLDEN / LAWRENCE	30.653	4	MOLYNEUX / GIBSON	20.895	2	4	MOLYNEUX / GIBSON	51.537	51.614	0.077
3	25	MACLAURIN / HOPE	31.605	91	WILLIAMS / STOKOE	21.227	3	14	LOCKEY / BINNS	52.939	52.944	0.005
4	14	LOCKEY / BINNS	31.625	9	BRYAN / HYDE	21.300	4	9	BRYAN / HYDE	53.095	53.095	0.000
5	9	BRYAN / HYDE	31.795	14	LOCKEY / BINNS	21.314	5	91	WILLIAMS / STOKOE	53.126	53.143	0.017
6	91	WILLIAMS / STOKOE	31.899	25	MACLAURIN / HOPE	21.548	6	25	MACLAURIN / HOPE	53.153	53.350	0.197
7	62	WRIGHT / BAILEY	32.560	69	LAMBERT / JEVAN	22.012	7	62	WRIGHT / BAILEY	54.593	54.593	0.000
8	39	B MOORE / A MOORE	32.591	62	WRIGHT / BAILEY	22.033	8	39	B MOORE / A MOORE	54.660	54.873	0.213
9	18	ILARIA / BROWN	32.594	39	B MOORE / A MOORE	22.069	9	18	ILARIA / BROWN	54.683	54.683	0.000
10	69	LAMBERT / JEVAN	32.717	18	ILARIA / BROWN	22.089	10	69	LAMBERT / JEVAN	54.729	54.729	0.000
11	131	S CHANDLER / B CHANDLER	32.736	117	POTTINGER / DODD	22.256	11	131	S CHANDLER / B CH/	55.217	55.217	0.000
12	11	GILBERT / RESTALL	32.791	44	KING / SIGSWORTH	22.326	12	117	POTTINGER / DODD	55.267	55.477	0.210
13	92	S HILDIGE / A HILDIGE	32.802	13	HANDCOCK / PARKER	22.449	13	44	KING / SIGSWORTH	55.277	55.514	0.237
14	73	GOODIER / STONE	32.855	131	S CHANDLER / B CHANDLER	22.481	14	73	GOODIER / STONE	55.348	55.348	0.000
15	44	KING / SIGSWORTH	32.951	73	GOODIER / STONE	22.493	15	11	GILBERT / RESTALL	55.357	55.471	0.114
16	117	POTTINGER / DODD	33.011	92	S HILDIGE / A HILDIGE	22.564	16	92	S HILDIGE / A HILDIG	55.366	55.386	0.020
17	13	HANDCOCK / PARKER	33.367	11	GILBERT / RESTALL	22.566	17	13	HANDCOCK / PARKE	55.816	56.010	0.194
18	95	REMNANT / TILLEY	33.739	67	JEFFREY / FIELD	22.841	18	95	REMNANT / TILLEY	56.720	56.720	0.000
19	17	THOMAS / COLE	34.033	23	J SAUNDERS / R SAUNDERS	22.887	19	17	THOMAS / COLE	57.127	57.127	0.000
20	67	JEFFREY / FIELD	34.566	95	REMNANT / TILLEY	22.981	20	67	JEFFREY / FIELD	57.407	57.770	0.363
21	23	J SAUNDERS / R SAUNDERS	34.696	17	THOMAS / COLE	23.094	21	23	J SAUNDERS / R SAL	57.583	57.583	0.000
22	38	MOSS / GEDDES	35.289	65	FAIERS / PLUCKROSE	23.378	22	38	MOSS / GEDDES	58.917	58.917	0.000
23	65	FAIERS / PLUCKROSE	35.616	38	MOSS / GEDDES	23.628	23	65	FAIERS / PLUCKROS	58.994	59.129	0.135
24	167	PETTMAN / DAWKINS	35.698	167	PETTMAN / DAWKINS	24.408	24	167	PETTMAN / DAWKINS	1:00.106	1:00.212	0.106
25	19	MACBRIDE / THOMPSON	40.269	19	MACBRIDE / THOMPSON	26.616	25	19	MACBRIDE / THOMP	1:06.885	1:07.328	0.443
26												

BMCRC - MRO Championships 2022 - Rnd 1 @ Brands Hatch Indy

BMCRC-RKB F1 & F2 Sidecars

RACE 16 - STATISTICS

Competitors Started 26
Planned Start 2022-03-12 @ 16:56:00.000
Actual Start 2022-03-12 @ 17:20:53.120
Finish Time 2022-03-12 @ 17:25:17.250
Track Length 1.2079mi.
Total Laps 124
Total Distance Covered 149.7852mi.

Session Fastest Lap History

NO	CL	NAME	LAP TIME	TIME OF DAY	LAP	VEHICLE
4	F1	MOLYNEUX / GIBSON	51.614	17:22:42.091	2	KTM 890R
93	F1	HOLDEN / LAWRENCE	51.471	17:22:42.851	2	LCR Kawasaki
93	F1	HOLDEN / LAWRENCE	51.213	17:23:34.064	3	LCR Kawasaki

Session Leader History

NO	CL	NAME	FROM LAP	LAPS LED	DISTANCE	VEHICLE
4	F1	MOLYNEUX / GIBSON	1	2	2.41 miles	KTM 890R
93	F1	HOLDEN / LAWRENCE	3	3	3.62 miles	LCR Kawasaki

Flag History

TYPE	TIME OF DAY
GREEN	17:20:53.120
FINISH	17:25:17.250

Flag Statistics

TYPE	COUNT	TOTAL LAPS	TOTAL TIME
Green	1	5	5:21.364
Red	0	0	0.000
Safety Car	0	0	0.000
FCY	0	0	0.000

BMCRC - MRO Championships 2022 - Rnd 1 @ Brands Hatch Indy

BMCRC-RKB F1 & F2 Sidecars

RACE 16 - STATISTICS

CLASS : F1

11 Starters

Fastest Lap History

NO	NAME	LAP TIME	TIME OF DAY	LAP	VEHICLE
4	MOLYNEUX / GIBSON	51.614	17:22:42.091	2	KTM 890R
93	HOLDEN / LAWRENCE	51.471	17:22:42.851	2	LCR Kawasaki
93	HOLDEN / LAWRENCE	51.213	17:23:34.064	3	LCR Kawasaki

Leader History

NO	NAME	FROM LAP	LAPS LED	DISTANCE	VEHICLE
4	MOLYNEUX / GIBSON	1	2	2.41 miles	KTM 890R
93	HOLDEN / LAWRENCE	3	3	3.62 miles	LCR Kawasaki

BMCRC - MRO Championships 2022 - Rnd 1 @ Brands Hatch Indy

BMCRC-RKB F1 & F2 Sidecars

RACE 16 - STATISTICS

CLASS : F2

15 Starters

Fastest Lap History

NO	NAME	LAP TIME	TIME OF DAY	LAP	VEHICLE
9	BRYAN / HYDE	53.639	17:22:45.390	2	Baker HONDA
14	LOCKEY / BINNS	53.564	17:22:46.587	2	LCR Honda
9	BRYAN / HYDE	53.294	17:23:38.684	3	Baker HONDA
14	LOCKEY / BINNS	52.944	17:23:39.531	3	LCR Honda

Leader History

NO	NAME	FROM LAP	LAPS LED	DISTANCE	VEHICLE
9	BRYAN / HYDE	1	5	6.03 miles	Baker HONDA

BMCRC - MRO Championships 2022 - Rnd 1 @ Brands Hatch Indy

BMCRC-RKB F1 & F2 Sidecars

RACE 7 - GRID (12 Laps)

ROW 15		29	121	LAWRENCE / HUGHES			
ROW 14	28	8	TAMPIN / DAVIES	27	27	T KIRBY / P KIRBY	
ROW 13		26	19	1:07.328 MACBRIDE / THOMPSON	25	167	1:00.212 PETTMAN / DAWKINS
ROW 12	24	65	59.129 FAIERS / PLUCKROSE	23	38	58.917 MOSS / GEDDES	
ROW 11		22	67	57.770 JEFFREY / FIELD	21	23	57.583 J SAUNDERS / R SAUNDERS
ROW 10	20	17	57.127 THOMAS / COLE	19	95	56.720 REMNANT / TILLEY	
ROW 9		18	13	56.010 HANDCOCK / PARKER	17	44	55.514 KING / SIGSWORTH
ROW 8	16	117	55.477 POTTINGER / DODD	15	11	55.471 GILBERT / RESTALL	
ROW 7		14	92	55.386 S HILDIGE / A HILDIGE	13	73	55.348 GOODIER / STONE
ROW 6	12	131	55.217 S CHANDLER / B CHANDLER	11	39	54.873 B MOORE / A MOORE	
ROW 5		10	69	LAMBERT / MCBRIDE	9	18	54.683 ILARIA / BROWN
ROW 4	8	41	PEACH / EDWARDS	7	62	54.593 WRIGHT / BAILEY	
ROW 3		6	25	53.350 MACLAURIN / HOPE	5	91	53.143 WILLIAMS / STOKOE
ROW 2	4	9	53.095 BRYAN / HYDE	3	14	52.944 LOCKEY / BINNS	
ROW 1		2	4	51.614 MOLYNEUX / GIBSON	1	93	51.213 HOLDEN / LAWRENCE

Pole

Brands Hatch Indy: 1.2079 miles

These results are provisional until the conclusion of any judicial and technical matters.

Clerk Of Course :	Stewards :	Timekeeper : Craig Smith
-------------------	------------	--------------------------

Results can be found at www.tsl-timing.com

Printed - 17:29 Saturday, 12 March 2022





BMCRC - MRO Championships 2022 - Rnd 1 @ Brands Hatch Indy

BMCRC-RKB F1 & F2 Sidecars

RACE 7 - CLASSIFICATION

POS	NO	CL	PIC NAME	ENTRY	LAPS	TIME	GAP	DIFF	MPH	BEST	ON
1	25	F1	1 MACLAURIN / HOPE	ARS1 Yamaha - AMR	7	7:11.642			70.52	59.652	2
2	62	F1	2 WRIGHT / BAILEY	Yamaha RYDE F600 - Stainless Steel Designs Ltd.	7	7:23.711	12.069	12.069	68.60	1:01.851	6
3	91	F1	3 WILLIAMS / STOKOE	LCR Yamaha -	7	7:24.515	12.873	0.804	68.47	1:01.215	5
4	4	F1	4 MOLYNEUX / GIBSON	KTM 890R -	7	7:31.172	19.530	6.657	67.46	1:02.780	3
5	11	F2	1 GILBERT / RESTALL	Shelbourne Honda - West Ewell Fencing	7	7:31.498	19.856	0.326	67.42	1:02.782	5
6	9	F2	2 BRYAN / HYDE	Baker HONDA - L&W Contractors	7	7:44.854	33.212	13.356	65.48	1:05.315	6
7	95	F2	3 REMNANT / TILLEY	Lumley Kawasaki -	7	7:46.466	34.824	1.612	65.25	1:04.738	4
8	69	F2	4 LAMBERT / MCBRIDE	LCR Honda - graham anne ward	7	7:46.676	35.034	0.210	65.22	1:04.963	4
9	117	F1	5 POTTINGER / DODD	LCR Yamaha - GB Precision Eng/Opal Fabrication	7	7:47.169	35.527	0.493	65.15	1:03.464	5
10	131	F2	5 S CHANDLER / B CHANDLER	Baker Honda - White Rose Racing	7	7:52.305	40.663	5.136	64.45	1:05.295	6
11	17	F2	6 THOMAS / COLE	Ireson Honda - Team Walters And Thomas Sidecar r	7	7:59.995	48.353	7.690	63.41	1:05.455	7
12	39	F2	7 B MOORE / A MOORE	Ireson Honda - LBS Racing/Nikki's Bodygoals , LPC	7	8:02.007	50.365	2.012	63.15	1:06.994	3
13	13	F2	8 HANDCOCK / PARKER	Shelbourne Suzuki -	7	8:05.455	53.813	3.448	62.70	1:07.435	4
14	44	F2	9 KING / SIGSWORTH	Lumley Ireson - T E Solutions uk	7	8:05.458	53.816	0.003	62.70	1:06.034	2
15	23	F2	10 J SAUNDERS / R SAUNDERS	Baker Honda - Vacuum & Pressure Leeds	7	8:06.262	54.620	0.804	62.60	1:07.398	3
16	65	F1	6 FAIERS / PLUCKROSE	Windle Yamaha - AW Racing Ltd	7	8:11.958	1:00.316	5.696	61.87	1:06.022	6
17	38	F2	11 MOSS / GEDDES	Shelbourne Yamaha - LifeSafety Motorsport - Charli	7	8:15.746	1:04.104	3.788	61.40	1:08.513	3
18	67	F1	7 JEFFREY / FIELD	Windle - MJP racing	6	7:19.055	1 Lap	1 Lap	59.42	1:09.819	4
19	167	F2	12 PETTMAN / DAWKINS	Windle Yamaha - Wesso Racing	6	7:21.721	1 Lap	2.666	59.06	1:10.030	5
20	19	F1	8 MACBRIDE / THOMPSON	LCR Suzuki - Lifesafety Motorsport	6	7:30.981	1 Lap	9.260	57.85	1:12.899	2

FASTEST LAP

25	F1	MACLAURIN / HOPE	ARS1 Yamaha - AMR	2	59.652	72.89 mph	117.32 kph
11	F2	GILBERT / RESTALL	Shelbourne Honda - West Ewell Fencing	5	1:02.782	69.26 mph	111.47 kph

Class F1 - 92.5% of Race Speed = 65.23 mph

Class F2 - 92.5% of Race Speed = 62.36 mph

Weather / Track : Rain / Wet

These results are provisional until the conclusion of any judicial and technical matters.

Race Distance: 7 Laps / 8.45 miles

Brands Hatch Indy: 1.2079 miles

Date: 13/03/2022 Start: 13:12 Finish: 13:19

Clerk Of Course :	Stewards :	Timekeeper : Craig Smith
-------------------	------------	--------------------------

Results can be found at www.tsl-timing.com

Printed - 13:21 Sunday, 13 March 2022



BMCRC - MRO Championships 2022 - Rnd 1 @ Brands Hatch Indy

BMCRC-RKB F1 & F2 Sidecars

RACE 7 - LAP CHART

LAP 1 @ 13:13:33.922

NO	BEHIND	LAP TIME
25		1:08.784
9	0.422	1:09.206
4	0.575	1:09.359
62	1.247	1:10.031
91	1.809	1:10.593
11	2.058	1:10.842
69	5.226	1:14.010
95	5.524	1:14.308
131	6.263	1:15.047
39	7.233	1:16.017
44	7.535	1:16.319
13	7.730	1:16.514
117	9.032	1:17.816
17	9.553	1:18.337
67	9.772	1:18.556
23	10.077	1:18.861
38	10.369	1:19.153
65	10.809	1:19.593
19	13.043	1:21.827
167	15.450	1:24.234

LAP 2 @ 13:14:33.574

NO	BEHIND	LAP TIME
25		59.652
4	4.240	1:03.317
62	4.547	1:02.952
91	6.673	1:04.516
9	7.057	1:06.287
11	7.179	1:04.773
69	11.106	1:05.532
95	11.254	1:05.382
131	12.961	1:06.350
44	13.917	1:06.034
39	14.945	1:07.364
13	16.046	1:07.968
117	16.847	1:07.467
17	17.543	1:07.642
23	18.941	1:08.516
65	19.661	1:08.504
38	21.330	1:10.613
19	26.290	1:12.899
167	27.547	1:11.749
67	28.859	1:18.739

LAP 3 @ 13:15:33.900

NO	BEHIND	LAP TIME
25		1:00.326
62	6.618	1:02.397
4	6.694	1:02.780
91	8.037	1:01.690
11	10.133	1:03.280
9	12.768	1:06.037
69	15.873	1:05.093
95	16.224	1:05.296
131	19.862	1:07.227
44	20.068	1:06.477
39	21.613	1:06.994
117	21.762	1:05.241
13	23.222	1:07.502
17	24.414	1:07.197
23	26.013	1:07.398
65	26.542	1:07.207

Weather / Track : Rain / Wet

Results can be found at www.tsl-timing.com

38	29.517	1:08.513
19	39.846	1:13.882
67	40.251	1:11.718
167	41.199	1:13.978

LAP 4 @ 13:16:34.572

NO	BEHIND	LAP TIME
25		1:00.672
62	8.568	1:02.622
4	9.736	1:03.714
91	9.866	1:02.501
11	12.650	1:03.189
9	18.175	1:06.079
69	20.164	1:04.963
95	20.290	1:04.738
131	25.954	1:06.764
117	26.130	1:05.040
44	27.893	1:08.497
39	29.269	1:08.328
13	29.985	1:07.435
17	30.460	1:06.718
23	32.990	1:07.649
65	33.517	1:07.647
38	37.726	1:08.881
67	49.398	1:09.819
167	51.541	1:11.014
19	53.063	1:13.889

LAP 5 @ 13:17:34.994

NO	BEHIND	LAP TIME
25		1:00.422
62	10.051	1:01.905
91	10.659	1:01.215
4	12.950	1:03.636
11	15.010	1:02.782
9	23.777	1:06.024
95	24.899	1:05.031
69	25.220	1:05.478
117	29.172	1:03.464
131	31.036	1:05.504
44	36.502	1:09.031
39	36.773	1:07.926
17	37.258	1:07.220
13	37.986	1:08.423
23	40.240	1:07.672
38	47.237	1:09.933
65	49.841	1:16.746
67	59.298	1:10.322

LAP 6 @ 13:18:36.104

NO	BEHIND	LAP TIME
25		1:01.110
167	1 Lap	1:10.030
19	1 Lap	1:13.702
62	10.792	1:01.851
91	11.638	1:02.089
4	15.473	1:03.633
11	17.388	1:03.488
9	27.982	1:05.315
95	29.379	1:05.590
69	29.823	1:05.713
117	31.991	1:03.929
131	35.221	1:05.295
39	43.422	1:07.759

17	43.574	1:07.426
44	44.711	1:09.319
13	45.289	1:08.413
23	47.391	1:08.261
65	54.753	1:06.022
38	54.910	1:08.783

LAP 7 @ 13:19:36.780

NO	BEHIND	LAP TIME
25		1:00.676
67	1 Lap	1:09.901
167	1 Lap	1:10.716
62	12.069	1:01.953
91	12.873	1:01.911
19	1 Lap	1:14.782
4	19.530	1:04.733
11	19.856	1:03.144
9	33.212	1:05.906
95	34.824	1:06.121
69	35.034	1:05.887
117	35.527	1:04.212
131	40.663	1:06.118
17	48.353	1:05.455
39	50.365	1:07.619
13	53.813	1:09.200
44	53.816	1:09.781
23	54.620	1:07.905
65	1:00.316	1:06.239
38	1:04.104	1:09.870

Brands Hatch Indy: 1.2079 miles
Date: 13/03/2022 Start: 13:12 Finish: 13:19

Printed - 13:21 Sunday, 13 March 2022

BMCRC - MRO Championships 2022 - Rnd 1 @ Brands Hatch Indy

BMCRC-RKB F1 & F2 Sidecars

RACE 7 - SECTOR ANALYSIS



SECTOR 1 = FL to I1, SECTOR 2 = I1 to FL, DIFF = Difference To Personal Best Lap, P = Crossed Finish Line in Pit Lane, D = Time Disallowed

P1 25 F1		MACLAURIN / HOPE		ARS1 Yamaha - AMR		
IDEAL LAP TIME : 59.652		BEST LAP TIME : 59.652		DIFFERENCE : 0.000		
LAP	SECTOR 1	SECTOR 2	LAP TIME	MPH	DIFF	TIME OF DAY
1 -		25.127	1:08.784	63.22	9.132	13:13:33.922
2 -	35.620	24.032	59.652 (1)	72.89		13:14:33.574
3 -	35.923	24.403	1:00.326 (2)	72.08	0.674	13:15:33.900
4 -	36.350	24.322	1:00.672	71.67	1.020	13:16:34.572
5 -	36.154	24.268	1:00.422 (3)	71.97	0.770	13:17:34.994
6 -	36.022	25.088	1:01.110	71.16	1.458	13:18:36.104
7 -	36.321	24.355	1:00.676	71.66	1.024	13:19:36.780

P2 62 F1		WRIGHT / BAILEY		Yamaha RYDE F600 - Stainless Steel Designs Ltd.		
IDEAL LAP TIME : 1:01.559		BEST LAP TIME : 1:01.851		DIFFERENCE : 0.292		
LAP	SECTOR 1	SECTOR 2	LAP TIME	MPH	DIFF	TIME OF DAY
1 -		26.304	1:10.031	62.09	8.180	13:13:35.169
2 -	37.875	25.077	1:02.952	69.07	1.101	13:14:38.121
3 -	37.312	25.085	1:02.397	69.69	0.546	13:15:40.518
4 -	37.303	25.319	1:02.622	69.44	0.771	13:16:43.140
5 -	37.118	24.787	1:01.905 (2)	70.24	0.054	13:17:45.045
6 -	36.859	24.992	1:01.851 (1)	70.30		13:18:46.896
7 -	36.772	25.181	1:01.953 (3)	70.19	0.102	13:19:48.849

P3 91 F1		WILLIAMS / STOKOE		LCR Yamaha -		
IDEAL LAP TIME : 1:00.955		BEST LAP TIME : 1:01.215		DIFFERENCE : 0.260		
LAP	SECTOR 1	SECTOR 2	LAP TIME	MPH	DIFF	TIME OF DAY
1 -		26.275	1:10.593	61.60	9.378	13:13:35.731
2 -	38.442	26.074	1:04.516	67.40	3.301	13:14:40.247
3 -	36.705	24.985	1:01.690 (2)	70.49	0.475	13:15:41.937
4 -	37.125	25.376	1:02.501	69.57	1.286	13:16:44.438
5 -	36.183	25.032	1:01.215 (1)	71.03		13:17:45.653
6 -	36.828	25.261	1:02.089	70.03	0.874	13:18:47.742
7 -	35.970	25.941	1:01.911 (3)	70.23	0.696	13:19:49.653

P4 4 F1		MOLYNEUX / GIBSON		KTM 890R -		
IDEAL LAP TIME : 1:02.780		BEST LAP TIME : 1:02.780		DIFFERENCE : 0.000		
LAP	SECTOR 1	SECTOR 2	LAP TIME	MPH	DIFF	TIME OF DAY
1 -		26.161	1:09.359	62.69	6.579	13:13:34.497
2 -	37.445	25.872	1:03.317 (2)	68.67	0.537	13:14:37.814
3 -	37.159	25.621	1:02.780 (1)	69.26		13:15:40.594
4 -	37.953	25.761	1:03.714	68.25	0.934	13:16:44.308
5 -	37.916	25.720	1:03.636	68.33	0.856	13:17:47.944
6 -	37.193	26.440	1:03.633 (3)	68.33	0.853	13:18:51.577
7 -	38.070	26.663	1:04.733	67.17	1.953	13:19:56.310

P5 11 F2		GILBERT / RESTALL		Shelbourne Honda - West Ewell Fencing		
IDEAL LAP TIME : 1:02.740		BEST LAP TIME : 1:02.782		DIFFERENCE : 0.042		
LAP	SECTOR 1	SECTOR 2	LAP TIME	MPH	DIFF	TIME OF DAY
1 -		25.987	1:10.842	61.38	8.060	13:13:35.980
2 -	38.185	26.588	1:04.773	67.13	1.991	13:14:40.753
3 -	37.513	25.767	1:03.280	68.72	0.498	13:15:44.033
4 -	37.219	25.970	1:03.189 (3)	68.81	0.407	13:16:47.222
5 -	36.973	25.809	1:02.782 (1)	69.26		13:17:50.004
6 -	37.606	25.882	1:03.488	68.49	0.706	13:18:53.492
7 -	37.343	25.801	1:03.144 (2)	68.86	0.362	13:19:56.636

BMCRC - MRO Championships 2022 - Rnd 1 @ Brands Hatch Indy

BMCRC-RKB F1 & F2 Sidecars

RACE 7 - SECTOR ANALYSIS



SECTOR 1 = FL to I1, SECTOR 2 = I1 to FL, DIFF = Difference To Personal Best Lap, P = Crossed Finish Line in Pit Lane, D = Time Disallowed

P6		9 F2		BRYAN / HYDE		Baker HONDA - L&W Contractors	
IDEAL LAP TIME : 1:05.138		BEST LAP TIME : 1:05.315		DIFFERENCE : 0.177			
LAP	SECTOR 1	SECTOR 2	LAP TIME	MPH	DIFF	TIME OF DAY	
1 -		26.324	1:09.206	62.83	3.891	13:13:34.344	
2 -	39.534	26.753	1:06.287	65.60	0.972	13:14:40.631	
3 -	39.205	26.832	1:06.037	65.85	0.722	13:15:46.668	
4 -	39.281	26.798	1:06.079	65.80	0.764	13:16:52.747	
5 -	39.073	26.951	1:06.024 (3)	65.86	0.709	13:17:58.771	
6 -	38.814	26.501	1:05.315 (1)	66.57		13:19:04.086	
7 -	39.012	26.894	1:05.906 (2)	65.98	0.591	13:20:09.992	

P7		95 F2		REMNANT / TILLEY		Lumley Kawasaki -	
IDEAL LAP TIME : 1:04.541		BEST LAP TIME : 1:04.738		DIFFERENCE : 0.197			
LAP	SECTOR 1	SECTOR 2	LAP TIME	MPH	DIFF	TIME OF DAY	
1 -		27.352	1:14.308	58.52	9.570	13:13:39.446	
2 -	38.879	26.503	1:05.382	66.51	0.644	13:14:44.828	
3 -	39.163	26.133	1:05.296 (3)	66.59	0.558	13:15:50.124	
4 -	38.458	26.280	1:04.738 (1)	67.17		13:16:54.862	
5 -	38.408	26.623	1:05.031 (2)	66.86	0.293	13:17:59.893	
6 -	39.225	26.365	1:05.590	66.29	0.852	13:19:05.483	
7 -	39.231	26.890	1:06.121	65.76	1.383	13:20:11.604	

P8		69 F2		LAMBERT / MCBRIDE		LCR Honda - graham anne ward	
IDEAL LAP TIME : 1:04.504		BEST LAP TIME : 1:04.963		DIFFERENCE : 0.459			
LAP	SECTOR 1	SECTOR 2	LAP TIME	MPH	DIFF	TIME OF DAY	
1 -		27.251	1:14.010	58.75	9.047	13:13:39.148	
2 -	38.874	26.658	1:05.532	66.35	0.569	13:14:44.680	
3 -	38.898	26.195	1:05.093 (2)	66.80	0.130	13:15:49.773	
4 -	38.415	26.548	1:04.963 (1)	66.93		13:16:54.736	
5 -	39.389	26.089	1:05.478 (3)	66.41	0.515	13:18:00.214	
6 -	39.223	26.490	1:05.713	66.17	0.750	13:19:05.927	
7 -	39.265	26.622	1:05.887	66.00	0.924	13:20:11.814	

P9		117 F1		POTTINGER / DODD		LCR Yamaha - GB Precision Eng/Opal Fabrication	
IDEAL LAP TIME : 1:03.029		BEST LAP TIME : 1:03.464		DIFFERENCE : 0.435			
LAP	SECTOR 1	SECTOR 2	LAP TIME	MPH	DIFF	TIME OF DAY	
1 -		28.859	1:17.816	55.88	14.352	13:13:42.954	
2 -	40.115	27.352	1:07.467	64.45	4.003	13:14:50.421	
3 -	38.809	26.432	1:05.241	66.65	1.777	13:15:55.662	
4 -	38.130	26.910	1:05.040	66.86	1.576	13:17:00.702	
5 -	37.767	25.697	1:03.464 (1)	68.52		13:18:04.166	
6 -	37.671	26.258	1:03.929 (2)	68.02	0.465	13:19:08.095	
7 -	37.332	26.880	1:04.212 (3)	67.72	0.748	13:20:12.307	

P10		131 F2		S CHANDLER / B CHANDLER		Baker Honda - White Rose Racing	
IDEAL LAP TIME : 1:04.760		BEST LAP TIME : 1:05.295		DIFFERENCE : 0.535			
LAP	SECTOR 1	SECTOR 2	LAP TIME	MPH	DIFF	TIME OF DAY	
1 -		27.352	1:15.047	57.94	9.752	13:13:40.185	
2 -	39.443	26.907	1:06.350	65.54	1.055	13:14:46.535	
3 -	39.853	27.374	1:07.227	64.68	1.932	13:15:53.762	
4 -	39.762	27.002	1:06.764	65.13	1.469	13:17:00.526	
5 -	39.190	26.314	1:05.504 (2)	66.38	0.209	13:18:06.030	
6 -	38.446	26.849	1:05.295 (1)	66.59		13:19:11.325	
7 -	39.181	26.937	1:06.118 (3)	65.77	0.823	13:20:17.443	

BMCRC - MRO Championships 2022 - Rnd 1 @ Brands Hatch Indy

BMCRC-RKB F1 & F2 Sidecars

RACE 7 - SECTOR ANALYSIS



SECTOR 1 = FL to I1, SECTOR 2 = I1 to FL, DIFF = Difference To Personal Best Lap, P = Crossed Finish Line in Pit Lane, D = Time Disallowed

P11 17 F2 THOMAS / COLE		Ireson Honda - Team Walters And Thomas Sidecar racing				
IDEAL LAP TIME : 1:05.455		BEST LAP TIME : 1:05.455		DIFFERENCE : 0.000		
LAP	SECTOR 1	SECTOR 2	LAP TIME	MPH	DIFF	TIME OF DAY
1 -		28.927	1:18.337	55.51	12.882	13:13:43.475
2 -	40.527	27.115	1:07.642	64.28	2.187	13:14:51.117
3 -	40.178	27.019	1:07.197 (3)	64.71	1.742	13:15:58.314
4 -	39.383	27.335	1:06.718 (2)	65.17	1.263	13:17:05.032
5 -	40.124	27.096	1:07.220	64.69	1.765	13:18:12.252
6 -	40.378	27.048	1:07.426	64.49	1.971	13:19:19.678
7 -	38.988	26.467	1:05.455 (1)	66.43		13:20:25.133

P12 39 F2 B MOORE / A MOORE		Ireson Honda - LBS Racing/Nikki's Bodygoals , LPC				
IDEAL LAP TIME : 1:06.994		BEST LAP TIME : 1:06.994		DIFFERENCE : 0.000		
LAP	SECTOR 1	SECTOR 2	LAP TIME	MPH	DIFF	TIME OF DAY
1 -		28.124	1:16.017	57.20	9.023	13:13:41.155
2 -	40.540	26.824	1:07.364 (2)	64.55	0.370	13:14:48.519
3 -	40.232	26.762	1:06.994 (1)	64.91		13:15:55.513
4 -	40.808	27.520	1:08.328	63.64	1.334	13:17:03.841
5 -	40.501	27.425	1:07.926	64.01	0.932	13:18:11.767
6 -	40.657	27.102	1:07.759	64.17	0.765	13:19:19.526
7 -	40.611	27.008	1:07.619 (3)	64.31	0.625	13:20:27.145

P13 13 F2 HANDCOCK / PARKER		Shelbourne Suzuki -				
IDEAL LAP TIME : 1:07.166		BEST LAP TIME : 1:07.435		DIFFERENCE : 0.269		
LAP	SECTOR 1	SECTOR 2	LAP TIME	MPH	DIFF	TIME OF DAY
1 -		27.811	1:16.514	56.83	9.079	13:13:41.652
2 -	40.895	27.073	1:07.968 (3)	63.98	0.533	13:14:49.620
3 -	40.488	27.014	1:07.502 (2)	64.42	0.067	13:15:57.122
4 -	40.152	27.283	1:07.435 (1)	64.48		13:17:04.557
5 -	40.689	27.734	1:08.423	63.55	0.988	13:18:12.980
6 -	40.459	27.954	1:08.413	63.56	0.978	13:19:21.393
7 -	41.406	27.794	1:09.200	62.84	1.765	13:20:30.593

P14 44 F2 KING / SIGSWORTH		Lumley Ireson - T E Solutions uk				
IDEAL LAP TIME : 1:06.034		BEST LAP TIME : 1:06.034		DIFFERENCE : 0.000		
LAP	SECTOR 1	SECTOR 2	LAP TIME	MPH	DIFF	TIME OF DAY
1 -		27.381	1:16.319	56.97	10.285	13:13:41.457
2 -	39.280	26.754	1:06.034 (1)	65.85		13:14:47.491
3 -	39.464	27.013	1:06.477 (2)	65.41	0.443	13:15:53.968
4 -	40.989	27.508	1:08.497 (3)	63.48	2.463	13:17:02.465
5 -	40.835	28.196	1:09.031	62.99	2.997	13:18:11.496
6 -	41.146	28.173	1:09.319	62.73	3.285	13:19:20.815
7 -	41.723	28.058	1:09.781	62.31	3.747	13:20:30.596

P15 23 F2 J SAUNDERS / R SAUNDERS		Baker Honda - Vacuum & Pressure Leeds				
IDEAL LAP TIME : 1:07.308		BEST LAP TIME : 1:07.398		DIFFERENCE : 0.090		
LAP	SECTOR 1	SECTOR 2	LAP TIME	MPH	DIFF	TIME OF DAY
1 -		28.229	1:18.861	55.14	11.463	13:13:43.999
2 -	40.590	27.926	1:08.516	63.46	1.118	13:14:52.515
3 -	40.199	27.199	1:07.398 (1)	64.52		13:15:59.913
4 -	40.289	27.360	1:07.649 (2)	64.28	0.251	13:17:07.562
5 -	40.216	27.456	1:07.672 (3)	64.26	0.274	13:18:15.234
6 -	41.013	27.248	1:08.261	63.70	0.863	13:19:23.495
7 -	40.109	27.796	1:07.905	64.03	0.507	13:20:31.400

BMCRC - MRO Championships 2022 - Rnd 1 @ Brands Hatch Indy

BMCRC-RKB F1 & F2 Sidecars

RACE 7 - SECTOR ANALYSIS



SECTOR 1 = FL to I1, SECTOR 2 = I1 to FL, DIFF = Difference To Personal Best Lap, P = Crossed Finish Line in Pit Lane, D = Time Disallowed

P16 65 F1 FAIERS / PLUCKROSE		Windle Yamaha - AWracing Ltd				
IDEAL LAP TIME : 1:05.798		BEST LAP TIME : 1:06.022		DIFFERENCE : 0.224		
LAP	SECTOR 1	SECTOR 2	LAP TIME	MPH	DIFF	TIME OF DAY
1 -		28.164	1:19.593	54.63	13.571	13:13:44.731
2 -	40.909	27.595	1:08.504	63.47	2.482	13:14:53.235
3 -	40.793	26.414	1:07.207 (3)	64.70	1.185	13:16:00.442
4 -	40.790	26.857	1:07.647	64.28	1.625	13:17:08.089
5 -	39.907	36.839	1:16.746	56.66	10.724	13:18:24.835
6 -	39.384	26.638	1:06.022 (1)	65.86		13:19:30.857
7 -	39.796	26.443	1:06.239 (2)	65.65	0.217	13:20:37.096

P17 38 F2 MOSS / GEDDES		Shelbourne Yamaha - LifeSafety Motorsport - CharlieMossRaci				
IDEAL LAP TIME : 1:08.511		BEST LAP TIME : 1:08.513		DIFFERENCE : 0.002		
LAP	SECTOR 1	SECTOR 2	LAP TIME	MPH	DIFF	TIME OF DAY
1 -		28.483	1:19.153	54.93	10.640	13:13:44.291
2 -	42.483	28.130	1:10.613	61.58	2.100	13:14:54.904
3 -	40.589	27.924	1:08.513 (1)	63.47		13:16:03.417
4 -	40.834	28.047	1:08.881 (3)	63.13	0.368	13:17:12.298
5 -	41.398	28.535	1:09.933	62.18	1.420	13:18:22.231
6 -	40.587	28.196	1:08.783 (2)	63.22	0.270	13:19:31.014
7 -	41.619	28.251	1:09.870	62.23	1.357	13:20:40.884

P18 67 F1 JEFFREY / FIELD		Windle - MJP racing				
IDEAL LAP TIME : 1:09.591		BEST LAP TIME : 1:09.819		DIFFERENCE : 0.228		
LAP	SECTOR 1	SECTOR 2	LAP TIME	MPH	DIFF	TIME OF DAY
1 -		28.591	1:18.556	55.35	8.737	13:13:43.694
2 -	41.697	37.042	1:18.739	55.22	8.920	13:15:02.433
3 -	42.924	28.794	1:11.718	60.63	1.899	13:16:14.151
4 -	41.430	28.389	1:09.819 (1)	62.28		13:17:23.970
5 -	41.449	28.873	1:10.322 (3)	61.83	0.503	13:18:34.292
6 -	41.740	28.161	1:09.901 (2)	62.21	0.082	13:19:44.193

P19 167 F2 PETTMAN / DAWKINS		Windle Yamaha - Wesso Racing				
IDEAL LAP TIME : 1:09.743		BEST LAP TIME : 1:10.030		DIFFERENCE : 0.287		
LAP	SECTOR 1	SECTOR 2	LAP TIME	MPH	DIFF	TIME OF DAY
1 -		29.515	1:24.234	51.62	14.204	13:13:49.372
2 -	41.907	29.842	1:11.749	60.60	1.719	13:15:01.121
3 -	45.009	28.969	1:13.978	58.78	3.948	13:16:15.099
4 -	42.439	28.575	1:11.014 (3)	61.23	0.984	13:17:26.113
5 -	41.168	28.862	1:10.030 (1)	62.09		13:18:36.143
6 -	41.706	29.010	1:10.716 (2)	61.49	0.686	13:19:46.859

P20 19 F1 MACBRIDE / THOMPSON		LCR Suzuki - Lifesafety Motorsport				
IDEAL LAP TIME : 1:11.721		BEST LAP TIME : 1:12.899		DIFFERENCE : 1.178		
LAP	SECTOR 1	SECTOR 2	LAP TIME	MPH	DIFF	TIME OF DAY
1 -		28.854	1:21.827	53.14	8.928	13:13:46.965
2 -	42.879	30.020	1:12.899 (1)	59.65		13:14:59.864
3 -	45.040	28.842	1:13.882 (3)	58.85	0.983	13:16:13.746
4 -	44.638	29.251	1:13.889	58.85	0.990	13:17:27.635
5 -	43.971	29.731	1:13.702 (2)	59.00	0.803	13:18:41.337
6 -	44.829	29.953	1:14.782	58.15	1.883	13:19:56.119

BMCRC - MRO Championships 2022 - Rnd 1 @ Brands Hatch Indy

BMCRC-RKB F1 & F2 Sidecars

RACE 7 - BEST SECTORS

SECTOR 1			SECTOR 2			IDEAL / BEST COMPARISON						
POS	NO	NAME	TIME	NO	NAME	TIME	POS	NO	NAME	IDEAL	BEST	DIFF
									PERFECT LAP	59.652		
1	25	MACLAURIN / HOPE	35.620	25	MACLAURIN / HOPE	24.032	1	25	MACLAURIN / HOPE	59.652	59.652	0.000
2	91	WILLIAMS / STOKOE	35.970	62	WRIGHT / BAILEY	24.787	2	91	WILLIAMS / STOKOE	1:00.955	1:01.215	0.260
3	62	WRIGHT / BAILEY	36.772	91	WILLIAMS / STOKOE	24.985	3	62	WRIGHT / BAILEY	1:01.559	1:01.851	0.292
4	11	GILBERT / RESTALL	36.973	4	MOLYNEUX / GIBSON	25.621	4	11	GILBERT / RESTALL	1:02.740	1:02.782	0.042
5	4	MOLYNEUX / GIBSON	37.159	117	POTTINGER / DODD	25.697	5	4	MOLYNEUX / GIBSON	1:02.780	1:02.780	0.000
6	117	POTTINGER / DODD	37.332	11	GILBERT / RESTALL	25.767	6	117	POTTINGER / DODD	1:03.029	1:03.464	0.435
7	95	REMNANT / TILLEY	38.408	69	LAMBERT / MCBRIDE	26.089	7	69	LAMBERT / MCBRIDE	1:04.504	1:04.963	0.459
8	69	LAMBERT / MCBRIDE	38.415	95	REMNANT / TILLEY	26.133	8	95	REMNANT / TILLEY	1:04.541	1:04.738	0.197
9	131	S CHANDLER / B CHANDLER	38.446	131	S CHANDLER / B CHANDLER	26.314	9	131	S CHANDLER / B CHA	1:04.760	1:05.295	0.535
10	9	BRYAN / HYDE	38.814	9	BRYAN / HYDE	26.324	10	9	BRYAN / HYDE	1:05.138	1:05.315	0.177
11	17	THOMAS / COLE	38.988	65	FAIERS / PLUCKROSE	26.414	11	17	THOMAS / COLE	1:05.455	1:05.455	0.000
12	44	KING / SIGSWORTH	39.280	17	THOMAS / COLE	26.467	12	65	FAIERS / PLUCKROS	1:05.798	1:06.022	0.224
13	65	FAIERS / PLUCKROSE	39.384	44	KING / SIGSWORTH	26.754	13	44	KING / SIGSWORTH	1:06.034	1:06.034	0.000
14	23	J SAUNDERS / R SAUNDERS	40.109	39	B MOORE / A MOORE	26.762	14	39	B MOORE / A MOORE	1:06.994	1:06.994	0.000
15	13	HANDCOCK / PARKER	40.152	13	HANDCOCK / PARKER	27.014	15	13	HANDCOCK / PARKE	1:07.166	1:07.435	0.269
16	39	B MOORE / A MOORE	40.232	23	J SAUNDERS / R SAUNDERS	27.199	16	23	J SAUNDERS / R SAL	1:07.308	1:07.398	0.090
17	38	MOSS / GEDDES	40.587	38	MOSS / GEDDES	27.924	17	38	MOSS / GEDDES	1:08.511	1:08.513	0.002
18	167	PETTMAN / DAWKINS	41.168	67	JEFFREY / FIELD	28.161	18	67	JEFFREY / FIELD	1:09.591	1:09.819	0.228
19	67	JEFFREY / FIELD	41.430	167	PETTMAN / DAWKINS	28.575	19	167	PETTMAN / DAWKINS	1:09.743	1:10.030	0.287
20	19	MACBRIDE / THOMPSON	42.879	19	MACBRIDE / THOMPSON	28.842	20	19	MACBRIDE / THOMP	1:11.721	1:12.899	1.178

BMCRC - MRO Championships 2022 - Rnd 1 @ Brands Hatch Indy

BMCRC-RKB F1 & F2 Sidecars

RACE 7 - STATISTICS

Competitors Started 20
Planned Start 2022-03-13 @ 13:01:00.000
Actual Start 2022-03-13 @ 13:12:25.137
Finish Time 2022-03-13 @ 13:19:36.779
Track Length 1.2079mi.
Total Laps 137
Total Distance Covered 165.4885mi.

Session Fastest Lap History

NO	CL	NAME	LAP TIME	TIME OF DAY	LAP	VEHICLE
25	F1	MACLAURIN / HOPE	59.652	13:14:33.593	2	ARS1 Yamaha

Session Leader History

NO	CL	NAME	FROM LAP	LAPS LED	DISTANCE	VEHICLE
25	F1	MACLAURIN / HOPE	1	7	8.45 miles	ARS1 Yamaha

Flag History

TYPE	TIME OF DAY
GREEN	13:12:25.137
FINISH	13:19:36.779

Flag Statistics

TYPE	COUNT	TOTAL LAPS	TOTAL TIME
Green	1	7	8:33.303
Red	0	0	0.000
Safety Car	0	0	0.000
FCY	0	0	0.000

BMCRC - MRO Championships 2022 - Rnd 1 @ Brands Hatch Indy

BMCRC-RKB F1 & F2 Sidecars

RACE 7 - STATISTICS

CLASS : F1

8 Starters

Fastest Lap History

NO	NAME	LAP TIME	TIME OF DAY	LAP	VEHICLE
25	MACLAURIN / HOPE	59.652	13:14:33.593	2	ARS1 Yamaha

Leader History

NO	NAME	FROM LAP	LAPS LED	DISTANCE	VEHICLE
25	MACLAURIN / HOPE	1	7	8.45 miles	ARS1 Yamaha

BMCRC - MRO Championships 2022 - Rnd 1 @ Brands Hatch Indy

BMCRC-RKB F1 & F2 Sidecars

RACE 7 - STATISTICS

CLASS : F2

12 Starters

Fastest Lap History

NO	NAME	LAP TIME	TIME OF DAY	LAP	VEHICLE
9	BRYAN / HYDE	1:06.287	13:14:40.655	2	Baker HONDA
11	GILBERT / RESTALL	1:04.773	13:14:40.792	2	Shelbourne Honda
11	GILBERT / RESTALL	1:03.280	13:15:44.072	3	Shelbourne Honda
11	GILBERT / RESTALL	1:03.189	13:16:47.261	4	Shelbourne Honda
11	GILBERT / RESTALL	1:02.782	13:17:50.043	5	Shelbourne Honda

Leader History

NO	NAME	FROM LAP	LAPS LED	DISTANCE	VEHICLE
9	BRYAN / HYDE	1	2	2.41 miles	Baker HONDA
11	GILBERT / RESTALL	3	5	6.03 miles	Shelbourne Honda



BMCRC - MRO Championships 2022 - Rnd 1 @ Brands Hatch Indy

BMCRC-RKB F1 & F2 Sidecars

RACE 17 - GRID (12 Laps)

ROW 15		29	121	LAWRENCE / HUGHES	
ROW 14	28	8	TAMPIN / DAVIES	27	27
					T KIRBY / P KIRBY
ROW 13		26	92	S HILDIGE / A HILDIGE	25
					73
					GOODIER / STONE
ROW 12	24	18	ILARIA / BROWN	23	41
					PEACH / EDWARDS
ROW 11		22	14	LOCKEY / BINNS	21
					93
					HOLDEN / LAWRENCE
ROW 10	20	19	1:12.899 MACBRIDE / THOMPSON	19	167
					1:10.030 PETTMAN / DAWKINS
ROW 9		18	67	1:09.819 JEFFREY / FIELD	17
					38
					1:08.513 MOSS / GEDDES
ROW 8	16	13	1:07.435 HANDCOCK / PARKER	15	23
					1:07.398 J SAUNDERS / R SAUNDERS
ROW 7		14	39	1:06.994 B MOORE / A MOORE	13
					44
					1:06.034 KING / SIGSWORTH
ROW 6	12	65	1:06.022 FAIERS / PLUCKROSE	11	17
					1:05.455 THOMAS / COLE
ROW 5		10	9	1:05.315 BRYAN / HYDE	9
					131
					1:05.295 S CHANDLER / B CHANDLER
ROW 4	8	69	LAMBERT / JEVAN	7	95
					1:04.738 REMNANT / TILLEY
ROW 3		6	117	1:03.464 POTTINGER / DODD	5
					11
					1:02.782 GILBERT / RESTALL
ROW 2	4	4	1:02.780 MOLYNEUX / GIBSON	3	62
					1:01.851 WRIGHT / BAILEY
ROW 1		2	91	1:01.215 WILLIAMS / STOKOE	1
					25
					59.652 MACLAURIN / HOPE
					Pole

Brands Hatch Indy: 1.2079 miles

These results are provisional until the conclusion of any judicial and technical matters.

Clerk Of Course :	Stewards :	Timekeeper : Craig Smith
-------------------	------------	--------------------------

Results can be found at www.tsl-timing.com

Printed - 13:24 Sunday, 13 March 2022





BMCRC - MRO Championships 2022 - Rnd 1 @ Brands Hatch Indy

BMCRC-RKB F1 & F2 Sidecars

RACE 17 - CLASSIFICATION

POS	NO	CL	PIC NAME	ENTRY	LAPS	TIME	GAP	DIFF	MPH	BEST	ON
1	91	F1	1 WILLIAMS / STOKOE	LCR Yamaha -	6	5:40.135			76.70	55.043	3
2	117	F1	2 POTTINGER / DODD	LCR Yamaha - GB Precision Eng/Opal Fabrication	6	5:45.360	5.225	5.225	75.54	56.042	4
3	11	F2	1 GILBERT / RESTALL	Shelbourne Honda - West Ewell Fencing	6	5:49.619	9.484	4.259	74.62	57.249	3
4	69	F2	2 LAMBERT / JEVAN	LCR Honda - graham anne ward	6	5:54.767	14.632	5.148	73.54	56.720	5
5	25	F1	3 MACLAURIN / HOPE	ARS1 Yamaha - AMR	6	5:56.348	16.213	1.581	73.21	57.790	2
6	44	F2	3 KING / SIGSWORTH	Lumley Ireson - T E Solutions uk	6	6:03.582	23.447	7.234	71.76	58.251	4
7	95	F2	4 REMNANT / TILLEY	Lumley Kawasaki -	6	6:04.347	24.212	0.765	71.61	58.576	6
8	17	F2	5 THOMAS / COLE	Ireson Honda - Team Walters And Thomas Sidecar r	6	6:05.152	25.017	0.805	71.45	58.599	6
9	23	F2	6 J SAUNDERS / R SAUNDERS	Baker Honda - Vacuum & Pressure Leeds	6	6:07.575	27.440	2.423	70.98	58.528	6
10	65	F1	4 FAIERS / PLUCKROSE	Windle Yamaha - AWracing ltd	6	6:18.020	37.885	10.445	69.02	1:00.663	6
11	67	F1	5 JEFFREY / FIELD	Windle - MJP racing	6	6:22.831	42.696	4.811	68.15	1:00.653	6
12	167	F2	7 PETTMAN / DAWKINS	Windle Yamaha - Wesso Racing	6	6:27.403	47.268	4.572	67.35	1:02.913	6
13	38	F2	8 MOSS / GEDDES	Shelbourne Yamaha - LifeSafety Motorsport - Charli	6	6:27.536	47.401	0.133	67.32	1:02.679	2
14	19	F1	6 MACBRIDE / THOMPSON	LCR Suzuki - Lifesafety Motorsport	5	5:49.819	1 Lap	1 Lap	62.15	1:07.822	3

FASTEST LAP

91	F1	WILLIAMS / STOKOE	LCR Yamaha -	3	55.043	79.00 mph	127.14 kph
69	F2	LAMBERT / JEVAN	LCR Honda - graham anne ward	5	56.720	76.66 mph	123.38 kph

Class F1 - 92.5% of Race Speed = 70.94 mph

Class F2 - 92.5% of Race Speed = 69.02 mph

Weather / Track : Cloudy / Drying

These results are provisional until the conclusion of any judicial and technical matters.

Race Distance: 6 Laps / 7.24 miles

Brands Hatch Indy: 1.2079 miles

Date: 13/03/2022 Start: 16:47 Finish: 16:52

Clerk Of Course :	Stewards :	Timekeeper : Craig Smith
-------------------	------------	--------------------------

Results can be found at www.tsl-timing.com

Printed - 16:53 Sunday, 13 March 2022



BMCRC - MRO Championships 2022 - Rnd 1 @ Brands Hatch Indy

BMCRC-RKB F1 & F2 Sidecars

RACE 17 - LAP CHART

LAP 1 @ 16:48:09.608

NO	BEHIND	LAP TIME
91		1:01.846
11	0.058	1:01.904
25	1.011	1:02.857
117	1.270	1:03.116
95	4.566	1:06.412
69	4.824	1:06.670
17	5.985	1:07.831
44	6.578	1:08.424
23	6.816	1:08.662
65	8.372	1:10.218
167	9.782	1:11.628
38	9.872	1:11.718
67	10.642	1:12.488
19	14.234	1:16.080

LAP 2 @ 16:49:05.606

NO	BEHIND	LAP TIME
91		55.998
11	1.617	57.557
117	2.126	56.854
25	2.803	57.790
69	7.893	59.067
95	9.033	1:00.465
17	10.751	1:00.764
44	11.440	1:00.860
23	12.441	1:01.623
65	15.011	1:02.637
38	16.553	1:02.679
167	17.141	1:03.357
67	17.715	1:03.071
19	27.368	1:09.132

LAP 3 @ 16:50:00.649

NO	BEHIND	LAP TIME
91		55.043
117	3.533	56.450
11	3.823	57.249
25	5.697	57.937
69	10.887	58.037
95	14.517	1:00.527
44	15.290	58.893
17	15.424	59.716
23	17.318	59.920
65	22.078	1:02.110
38	24.852	1:03.342
67	25.167	1:02.495
167	25.539	1:03.441
19	40.147	1:07.822

LAP 4 @ 16:50:56.604

NO	BEHIND	LAP TIME
91		55.955
117	3.620	56.042
11	5.515	57.647
25	7.798	58.056
69	12.184	57.252
44	17.586	58.251
95	17.607	59.045
17	19.015	59.546
23	20.811	59.448
65	27.429	1:01.306

38	32.080	1:03.183
67	32.162	1:02.950
167	32.644	1:03.060
19	52.432	1:08.240

LAP 5 @ 16:51:51.786

NO	BEHIND	LAP TIME
91		55.182
117	4.661	56.223
11	8.059	57.726
25	11.910	59.294
69	13.722	56.720
44	21.160	58.756
95	21.747	59.322
17	22.529	58.696
23	25.023	59.394
65	33.333	1:01.086
67	38.154	1:01.174
38	40.256	1:03.358
167	40.466	1:03.004

LAP 6 @ 16:52:47.897

NO	BEHIND	LAP TIME
91		56.111
117	5.225	56.675
11	9.484	57.536
19	1 Lap	1:08.545
69	14.632	57.021
25	16.213	1:00.414
44	23.447	58.398
95	24.212	58.576
17	25.017	58.599
23	27.440	58.528
65	37.885	1:00.663
67	42.696	1:00.653
167	47.268	1:02.913
38	47.401	1:03.256

BMCRC - MRO Championships 2022 - Rnd 1 @ Brands Hatch Indy

BMCRC-RKB F1 & F2 Sidecars

RACE 17 - SECTOR ANALYSIS



SECTOR 1 = FL to I1, SECTOR 2 = I1 to FL, DIFF = Difference To Personal Best Lap, P = Crossed Finish Line in Pit Lane, D = Time Disallowed

P1 91 F1 WILLIAMS / STOKOE		LCR Yamaha -				
IDEAL LAP TIME : 54.885		BEST LAP TIME : 55.043		DIFFERENCE : 0.158		
LAP	SECTOR 1	SECTOR 2	LAP TIME	MPH	DIFF	TIME OF DAY
1 -		22.687	1:01.846	70.31	6.803	16:48:09.608
2 -	33.487	22.511	55.998	77.65	0.955	16:49:05.606
3 -	32.762	22.281	55.043 (1)	79.00		16:50:00.649
4 -	33.249	22.706	55.955 (3)	77.71	0.912	16:50:56.604
5 -	32.604	22.578	55.182 (2)	78.80	0.139	16:51:51.786
6 -	33.379	22.732	56.111	77.50	1.068	16:52:47.897

P2 117 F1 POTTINGER / DODD		LCR Yamaha - GB Precision Eng/Opal Fabrication				
IDEAL LAP TIME : 56.040		BEST LAP TIME : 56.042		DIFFERENCE : 0.002		
LAP	SECTOR 1	SECTOR 2	LAP TIME	MPH	DIFF	TIME OF DAY
1 -		23.101	1:03.116	68.89	7.074	16:48:10.878
2 -	33.746	23.108	56.854	76.48	0.812	16:49:07.732
3 -	33.507	22.943	56.450 (3)	77.03	0.408	16:50:04.182
4 -	33.371	22.671	56.042 (1)	77.59		16:51:00.224
5 -	33.369	22.854	56.223 (2)	77.34	0.181	16:51:56.447
6 -	33.540	23.135	56.675	76.72	0.633	16:52:53.122

P3 11 F2 GILBERT / RESTALL		Shelbourne Honda - West Ewell Fencing				
IDEAL LAP TIME : 56.661		BEST LAP TIME : 57.249		DIFFERENCE : 0.588		
LAP	SECTOR 1	SECTOR 2	LAP TIME	MPH	DIFF	TIME OF DAY
1 -		22.974	1:01.904	70.24	4.655	16:48:09.666
2 -	34.517	23.040	57.557 (3)	75.55	0.308	16:49:07.223
3 -	33.687	23.562	57.249 (1)	75.95		16:50:04.472
4 -	34.280	23.367	57.647	75.43	0.398	16:51:02.119
5 -	33.920	23.806	57.726	75.33	0.477	16:51:59.845
6 -	33.958	23.578	57.536 (2)	75.58	0.287	16:52:57.381

P4 69 F2 LAMBERT / JEVAN		LCR Honda - graham anne ward				
IDEAL LAP TIME : 56.720		BEST LAP TIME : 56.720		DIFFERENCE : 0.000		
LAP	SECTOR 1	SECTOR 2	LAP TIME	MPH	DIFF	TIME OF DAY
1 -		23.845	1:06.670	65.22	9.950	16:48:14.432
2 -	35.848	23.219	59.067	73.62	2.347	16:49:13.499
3 -	34.943	23.094	58.037	74.92	1.317	16:50:11.536
4 -	34.319	22.933	57.252 (3)	75.95	0.532	16:51:08.788
5 -	33.910	22.810	56.720 (1)	76.66		16:52:05.508
6 -	34.062	22.959	57.021 (2)	76.26	0.301	16:53:02.529

P5 25 F1 MACLAURIN / HOPE		ARS1 Yamaha - AMR				
IDEAL LAP TIME : 57.049		BEST LAP TIME : 57.790		DIFFERENCE : 0.741		
LAP	SECTOR 1	SECTOR 2	LAP TIME	MPH	DIFF	TIME OF DAY
1 -		23.060	1:02.857	69.18	5.067	16:48:10.619
2 -	33.989	23.801	57.790 (1)	75.24		16:49:08.409
3 -	34.498	23.439	57.937 (2)	75.05	0.147	16:50:06.346
4 -	34.525	23.531	58.056 (3)	74.90	0.266	16:51:04.402
5 -	34.926	24.368	59.294	73.33	1.504	16:52:03.696
6 -	35.903	24.511	1:00.414	71.98	2.624	16:53:04.110

P6 44 F2 KING / SIGSWORTH		Lumley Ireson - T E Solutions uk				
IDEAL LAP TIME : 57.893		BEST LAP TIME : 58.251		DIFFERENCE : 0.358		
LAP	SECTOR 1	SECTOR 2	LAP TIME	MPH	DIFF	TIME OF DAY
1 -		25.320	1:08.424	63.55	10.173	16:48:16.186
2 -	36.752	24.108	1:00.860	71.45	2.609	16:49:17.046
3 -	35.662	23.231	58.893	73.83	0.642	16:50:15.939
4 -	34.783	23.468	58.251 (1)	74.65		16:51:14.190
5 -	35.355	23.401	58.756 (3)	74.01	0.505	16:52:12.946
6 -	34.662	23.736	58.398 (2)	74.46	0.147	16:53:11.344

BMCRC - MRO Championships 2022 - Rnd 1 @ Brands Hatch Indy

BMCRC-RKB F1 & F2 Sidecars

RACE 17 - SECTOR ANALYSIS



SECTOR 1 = FL to I1, SECTOR 2 = I1 to FL, DIFF = Difference To Personal Best Lap, P = Crossed Finish Line in Pit Lane, D = Time Disallowed

P7 95 F2		REMNANT / TILLEY		Lumley Kawasaki -		
IDEAL LAP TIME : 58.155		BEST LAP TIME : 58.576		DIFFERENCE : 0.421		
LAP	SECTOR 1	SECTOR 2	LAP TIME	MPH	DIFF	TIME OF DAY
1 -		24.332	1:06.412	65.47	7.836	16:48:14.174
2 -	36.535	23.930	1:00.465	71.91	1.889	16:49:14.639
3 -	36.433	24.094	1:00.527	71.84	1.951	16:50:15.166
4 -	35.155	23.890	59.045 (2)	73.64	0.469	16:51:14.211
5 -	35.925	23.397	59.322 (3)	73.30	0.746	16:52:13.533
6 -	34.758	23.818	58.576 (1)	74.23		16:53:12.109

P8 17 F2		THOMAS / COLE		Ireson Honda - Team Walters And Thomas Sidecar racing		
IDEAL LAP TIME : 58.504		BEST LAP TIME : 58.599		DIFFERENCE : 0.095		
LAP	SECTOR 1	SECTOR 2	LAP TIME	MPH	DIFF	TIME OF DAY
1 -		24.643	1:07.831	64.10	9.232	16:48:15.593
2 -	37.048	23.716	1:00.764	71.56	2.165	16:49:16.357
3 -	35.104	24.612	59.716	72.82	1.117	16:50:16.073
4 -	35.641	23.905	59.546 (3)	73.02	0.947	16:51:15.619
5 -	35.079	23.617	58.696 (2)	74.08	0.097	16:52:14.315
6 -	34.887	23.712	58.599 (1)	74.20		16:53:12.914

P9 23 F2		J SAUNDERS / R SAUNDERS		Baker Honda - Vacuum & Pressure Leeds		
IDEAL LAP TIME : 58.283		BEST LAP TIME : 58.528		DIFFERENCE : 0.245		
LAP	SECTOR 1	SECTOR 2	LAP TIME	MPH	DIFF	TIME OF DAY
1 -		25.049	1:08.662	63.33	10.134	16:48:16.424
2 -	36.878	24.745	1:01.623	70.56	3.095	16:49:18.047
3 -	36.519	23.401	59.920	72.57	1.392	16:50:17.967
4 -	35.804	23.644	59.448 (3)	73.14	0.920	16:51:17.415
5 -	35.742	23.652	59.394 (2)	73.21	0.866	16:52:16.809
6 -	34.882	23.646	58.528 (1)	74.29		16:53:15.337

P10 65 F1		FAIERS / PLUCKROSE		Windle Yamaha - AW Racing Ltd		
IDEAL LAP TIME : 1:00.663		BEST LAP TIME : 1:00.663		DIFFERENCE : 0.000		
LAP	SECTOR 1	SECTOR 2	LAP TIME	MPH	DIFF	TIME OF DAY
1 -		25.239	1:10.218	61.92	9.555	16:48:17.980
2 -	38.130	24.507	1:02.637	69.42	1.974	16:49:20.617
3 -	37.735	24.375	1:02.110	70.01	1.447	16:50:22.727
4 -	36.861	24.445	1:01.306 (3)	70.93	0.643	16:51:24.033
5 -	36.859	24.227	1:01.086 (2)	71.18	0.423	16:52:25.119
6 -	36.612	24.051	1:00.663 (1)	71.68		16:53:25.782

P11 67 F1		JEFFREY / FIELD		Windle - MJP racing		
IDEAL LAP TIME : 1:00.545		BEST LAP TIME : 1:00.653		DIFFERENCE : 0.108		
LAP	SECTOR 1	SECTOR 2	LAP TIME	MPH	DIFF	TIME OF DAY
1 -		25.192	1:12.488	59.99	11.835	16:48:20.250
2 -	37.506	25.565	1:03.071	68.94	2.418	16:49:23.321
3 -	36.971	25.524	1:02.495 (3)	69.58	1.842	16:50:25.816
4 -	37.161	25.789	1:02.950	69.08	2.297	16:51:28.766
5 -	36.277	24.897	1:01.174 (2)	71.08	0.521	16:52:29.940
6 -	36.385	24.268	1:00.653 (1)	71.69		16:53:30.593

P12 167 F2		PETTMAN / DAWKINS		Windle Yamaha - Wesso Racing		
IDEAL LAP TIME : 1:02.620		BEST LAP TIME : 1:02.913		DIFFERENCE : 0.293		
LAP	SECTOR 1	SECTOR 2	LAP TIME	MPH	DIFF	TIME OF DAY
1 -		25.793	1:11.628	60.71	8.715	16:48:19.390
2 -	37.970	25.387	1:03.357	68.63	0.444	16:49:22.747
3 -	37.560	25.881	1:03.441	68.54	0.528	16:50:26.188
4 -	37.331	25.729	1:03.060 (3)	68.95	0.147	16:51:29.248
5 -	37.432	25.572	1:03.004 (2)	69.02	0.091	16:52:32.252
6 -	37.624	25.289	1:02.913 (1)	69.12		16:53:35.165

BMCRC - MRO Championships 2022 - Rnd 1 @ Brands Hatch Indy

BMCRC-RKB F1 & F2 Sidecars

RACE 17 - SECTOR ANALYSIS



SECTOR 1 = FL to I1, SECTOR 2 = I1 to FL, DIFF = Difference To Personal Best Lap, P = Crossed Finish Line in Pit Lane, D = Time Disallowed

P13 38 F2 MOSS / GEDDES		Shelbourne Yamaha - LifeSafety Motorsport - CharlieMossRaci				
IDEAL LAP TIME : 1:02.521		BEST LAP TIME : 1:02.679		DIFFERENCE : 0.158		
LAP	SECTOR 1	SECTOR 2	LAP TIME	MPH	DIFF	TIME OF DAY
1 -		25.712	1:11.718	60.63	9.039	16:48:19.480
2 -	37.427	25.252	1:02.679 (1)	69.37		16:49:22.159
3 -	37.907	25.435	1:03.342	68.65	0.663	16:50:25.501
4 -	37.269	25.914	1:03.183 (2)	68.82	0.504	16:51:28.684
5 -	37.885	25.473	1:03.358	68.63	0.679	16:52:32.042
6 -	37.942	25.314	1:03.256 (3)	68.74	0.577	16:53:35.298

P14 19 F1 MACBRIDE / THOMPSON		LCR Suzuki - Lifesafety Motorsport				
IDEAL LAP TIME : 1:06.977		BEST LAP TIME : 1:07.822		DIFFERENCE : 0.845		
LAP	SECTOR 1	SECTOR 2	LAP TIME	MPH	DIFF	TIME OF DAY
1 -		26.540	1:16.080	57.15	8.258	16:48:23.842
2 -	41.374	27.758	1:09.132	62.90	1.310	16:49:32.974
3 -	40.437	27.385	1:07.822 (1)	64.11		16:50:40.796
4 -	41.082	27.158	1:08.240 (2)	63.72	0.418	16:51:49.036
5 -	41.261	27.284	1:08.545 (3)	63.44	0.723	16:52:57.581

BMCRC - MRO Championships 2022 - Rnd 1 @ Brands Hatch Indy

BMCRC-RKB F1 & F2 Sidecars

RACE 17 - BEST SECTORS

SECTOR 1			SECTOR 2			IDEAL / BEST COMPARISON						
POS	NO	NAME	TIME	NO	NAME	TIME	POS	NO	NAME	IDEAL	BEST	DIFF
									PERFECT LAP	54.885		
1	91	WILLIAMS / STOKOE	32.604	91	WILLIAMS / STOKOE	22.281	1	91	WILLIAMS / STOKOE	54.885	55.043	0.158
2	117	POTTINGER / DODD	33.369	117	POTTINGER / DODD	22.671	2	117	POTTINGER / DODD	56.040	56.042	0.002
3	11	GILBERT / RESTALL	33.687	69	LAMBERT / JEVAN	22.810	3	11	GILBERT / RESTALL	56.661	57.249	0.588
4	69	LAMBERT / JEVAN	33.910	11	GILBERT / RESTALL	22.974	4	69	LAMBERT / JEVAN	56.720	56.720	0.000
5	25	MACLAURIN / HOPE	33.989	25	MACLAURIN / HOPE	23.060	5	25	MACLAURIN / HOPE	57.049	57.790	0.741
6	44	KING / SIGSWORTH	34.662	44	KING / SIGSWORTH	23.231	6	44	KING / SIGSWORTH	57.893	58.251	0.358
7	95	REMNANT / TILLEY	34.758	95	REMNANT / TILLEY	23.397	7	95	REMNANT / TILLEY	58.155	58.576	0.421
8	23	J SAUNDERS / R SAUNDERS	34.882	23	J SAUNDERS / R SAUNDERS	23.401	8	23	J SAUNDERS / R SAL	58.283	58.528	0.245
9	17	THOMAS / COLE	34.887	17	THOMAS / COLE	23.617	9	17	THOMAS / COLE	58.504	58.599	0.095
10	67	JEFFREY / FIELD	36.277	65	FAIERS / PLUCKROSE	24.051	10	67	JEFFREY / FIELD	1:00.545	1:00.653	0.108
11	65	FAIERS / PLUCKROSE	36.612	67	JEFFREY / FIELD	24.268	11	65	FAIERS / PLUCKROS	1:00.663	1:00.663	0.000
12	38	MOSS / GEDDES	37.269	38	MOSS / GEDDES	25.252	12	38	MOSS / GEDDES	1:02.521	1:02.679	0.158
13	167	PETTMAN / DAWKINS	37.331	167	PETTMAN / DAWKINS	25.289	13	167	PETTMAN / DAWKIN	1:02.620	1:02.913	0.293
14	19	MACBRIDE / THOMPSON	40.437	19	MACBRIDE / THOMPSON	26.540	14	19	MACBRIDE / THOMP	1:06.977	1:07.822	0.845

BMCRC - MRO Championships 2022 - Rnd 1 @ Brands Hatch Indy

BMCRC-RKB F1 & F2 Sidecars

RACE 17 - STATISTICS

Competitors Started 14
Planned Start 2022-03-13 @ 16:20:00.000
Actual Start 2022-03-13 @ 16:47:07.761
Finish Time 2022-03-13 @ 16:52:47.896
Track Length 1.2079mi.
Total Laps 83
Total Distance Covered 100.2594mi.

Session Fastest Lap History

NO	CL	NAME	LAP TIME	TIME OF DAY	LAP	VEHICLE
91	F1	WILLIAMS / STOKOE	55.998	16:49:05.629	2	LCR Yamaha
91	F1	WILLIAMS / STOKOE	55.043	16:50:00.674	3	LCR Yamaha

Session Leader History

NO	CL	NAME	FROM LAP	LAPS LED	DISTANCE	VEHICLE
91	F1	WILLIAMS / STOKOE	1	6	7.24 miles	LCR Yamaha

Flag History

TYPE	TIME OF DAY
GREEN	16:47:07.761
FINISH	16:52:47.896

Flag Statistics

TYPE	COUNT	TOTAL LAPS	TOTAL TIME
Green	1	6	6:33.871
Red	0	0	0.000
Safety Car	0	0	0.000
FCY	0	0	0.000

BMCRC - MRO Championships 2022 - Rnd 1 @ Brands Hatch Indy

BMCRC-RKB F1 & F2 Sidecars

RACE 17 - STATISTICS

CLASS : F1

6 Starters

Fastest Lap History

NO	NAME	LAP TIME	TIME OF DAY	LAP	VEHICLE
91	WILLIAMS / STOKOE	55.998	16:49:05.629	2	LCR Yamaha
91	WILLIAMS / STOKOE	55.043	16:50:00.674	3	LCR Yamaha

Leader History

NO	NAME	FROM LAP	LAPS LED	DISTANCE	VEHICLE
91	WILLIAMS / STOKOE	1	6	7.24 miles	LCR Yamaha

BMCRC - MRO Championships 2022 - Rnd 1 @ Brands Hatch Indy

BMCRC-RKB F1 & F2 Sidecars

RACE 17 - STATISTICS

CLASS : F2

8 Starters

Fastest Lap History

NO	NAME	LAP TIME	TIME OF DAY	LAP	VEHICLE
11	GILBERT / RESTALL	57.557	16:49:07.261	2	Shelbourne Honda
11	GILBERT / RESTALL	57.249	16:50:04.510	3	Shelbourne Honda
69	LAMBERT / JEVAN	56.720	16:52:05.527	5	LCR Honda

Leader History

NO	NAME	FROM LAP	LAPS LED	DISTANCE	VEHICLE
11	GILBERT / RESTALL	1	6	7.24 miles	Shelbourne Honda



BMCRC THUNDERBIKE EXTREME & ULTRA

**Supported by Steve Jordan Motorcycles & TBR
Motorcycles**



**BMCRC-MRO Championships - Round 1
Brands Hatch Indy
12th / 13th March 2022**



Timing & Results Provided by Timing Solutions Ltd

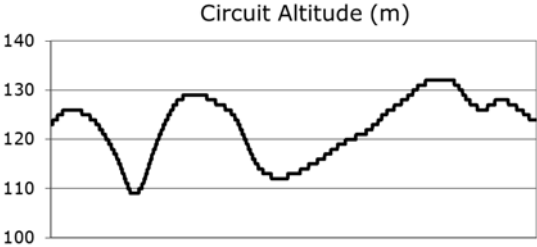
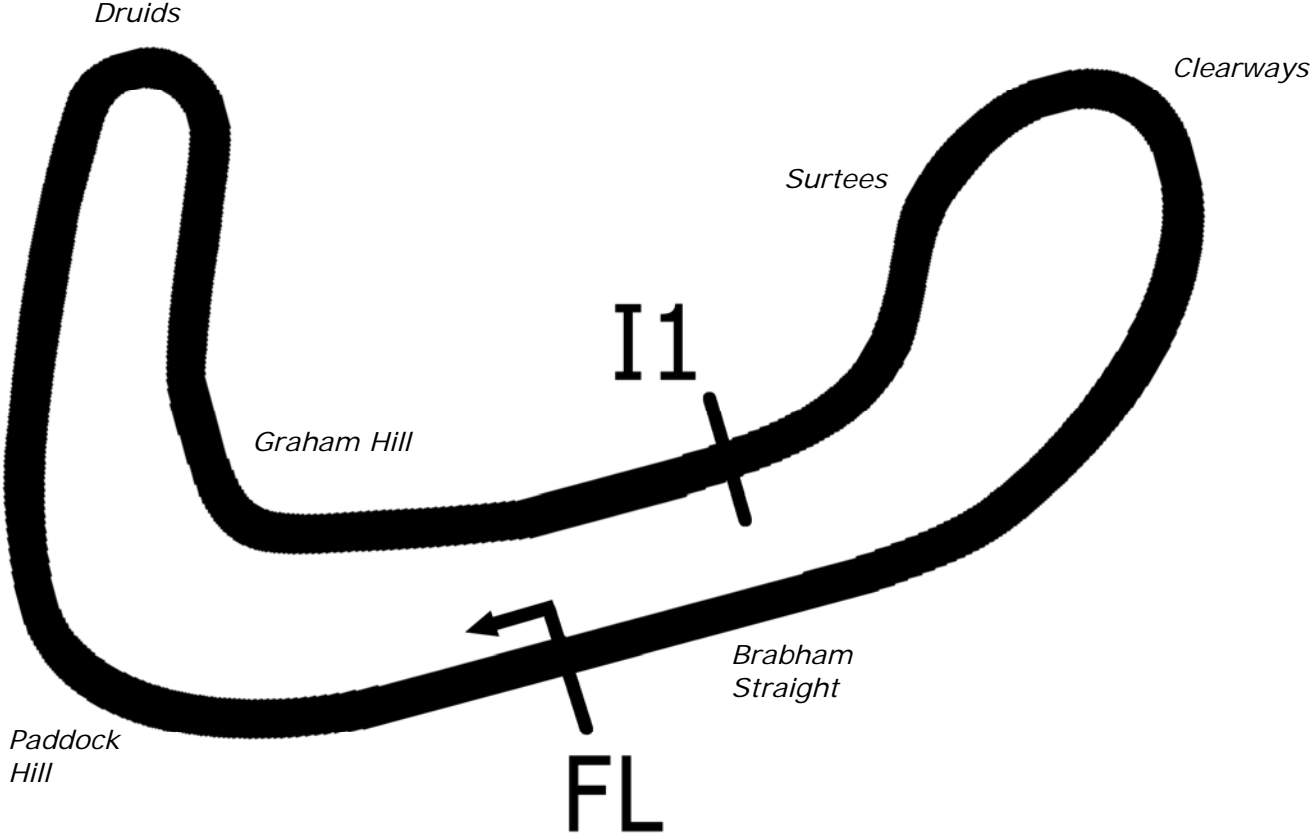
www.tsl-timing.com

Brands Hatch Indy



SPORTS TIMING

TIMING SOLUTIONS LTD



Length	1.2079 miles	1944.0 m	
FL		51.36032 N	0.26032 E
I1	1112m	51.35934 N	0.25955 E
Pit Entry	1669m	51.35911 N	0.25743 E
Pit Exit	26m after FL	51.36027 N	0.26078 E
Pit Entry–Pit Exit 277m, 16.6s @60kph, 12.4s @80kph			

BMCRC - MRO Championships 2022 - Rnd 1 @ Brands Hatch Indy

Thunderbike Extreme & Ultra

QUALIFYING - CLASSIFICATION



POS	NO	CL	PIC NAME	ENTRY	TIME	ON	LAPS	GAP	DIFF	MPH
1	5	U	1 Stacey KILLWORTH	Suzuki GSXR 1000 - Greenplant/Everns	52.485	13	14			82.85
2	275	U	2 Mark WILBY	Suzuki GSXR1000 - Bandido Beer	52.746	12	14	0.261	0.261	82.44
3	58*	U	3 James SHEEHAN	Suzuki GSXR1000 - Sheehan Racing	53.103	10	13	0.618	0.357	81.88
4	102	U	4 James FEARN	Suzuki GSXR1000 - Jwf tiling, palmer race skool, the f	53.577	5	13	1.092	0.474	81.16
5	258	U	5 Ande FRIEND	Kawasaki ZX10R - Flying colours Motorcycle Training	53.948	13	13	1.463	0.371	80.60
6	138	E	1 James REVELEY	Yamaha R6 - PCN Racing	54.341	12	13	1.856	0.393	80.02
7	20	U	6 Connor SWYER	Suzuki GSXR 1000 K6 - WSC Performance & lleithyr fan	54.481	12	13	1.996	0.140	79.81
8	77	E	2 David MAY	Suzuki GSXR 750 K1 - ELP Racing	54.659	11	13	2.174	0.178	79.55
9	82	U	7 Matt HINNELLS	Yamaha R1 - BD Racing	54.720	13	13	2.235	0.061	79.47
10	13	U	8 Doug EDMONDSON	Yamaha R1 - Stan Stephens Tuning	54.893	13	13	2.408	0.173	79.21
11	51	E	3 Michael HOGARTH	Honda SP1 RC-51 - WHR Racing	55.233	13	13	2.748	0.340	78.73
12	240	E	4 Andy SCANLON	Ducati 996 - helmet city, hel, Continental	55.812	11	12	3.327	0.579	77.91
13	63	U	9 Matthew WREN	Suzuki GSXR1000 - TBR performance	55.964	12	12	3.479	0.152	77.70
14	45	U	10 Chad HASHMI	Suzuki GSXR1000 -	56.043	10	12	3.558	0.079	77.59
15	48	E	5 Shaun WALLIS	Yamaha R6 - MBC Despatch Racing	56.051	10	12	3.566	0.008	77.58
16	112	U	11 Scott WEST	Suzuki GSXR1000 -	56.805	8	11	4.320	0.754	76.55
17	24	E	6 Mark REYNOLDS	Aprilia MILLE -	57.020	12	12	4.535	0.215	76.26
18	60	U	12 Liam McCARTER	Suzuki GSXR1000 - Katie McCarter	57.077	11	12	4.592	0.057	76.18
19	28	E	7 David SPENCER	Suzuki GSXR 600 -	57.254	11	12	4.769	0.177	75.95
20	4	U	13 Hayden KILLWORTH	Honda SK BLADE 954 - Stacey Killworth	57.354	12	12	4.869	0.100	75.82
21	119	E	8 Simon HEALEY	Yamaha R1 - Popular Tyres Ltd / Pro Parts Ltd	57.638	12	12	5.153	0.284	75.44
22	651	U	14 Andrew MOXON	Yamaha R1 - Vanguard motorsport Uckfield + DART M	57.761	12	12	5.276	0.123	75.28
23	21	U	15 Danny BRENNAN	Yamaha R1 -	57.852	12	12	5.367	0.091	75.16
24	80	U	16 Mark OVEL	Yamaha R1 - I NEED A SPONSOR	57.977	11	12	5.492	0.125	75.00
25	23	U	17 Justin ROSE	Yamaha R1 -	58.085	11	12	5.600	0.108	74.86
26	47	U	18 Daryl DANCE	Yamaha YZF R1 - 2 brothers scaffolding	58.723	2	2	6.238	0.638	74.05
27	41	U	19 Paul PRICE	Suzuki GSXR1000 -	58.773	6	6	6.288	0.050	73.98
28	168	E	9 Ian ASHBY	Triumph DAYTONA 955I -	58.899	12	12	6.414	0.126	73.83
29	46	E	10 Adrian DRAPER	Suzuki GSXR 750 - droopy racing uk	58.935	6	6	6.450	0.036	73.78
30	84	E	11 Ricardo BRANCO	Yamaha R1 - IMP Racing	59.634	9	12	7.149	0.699	72.92
31	460	U	20 Simon GATES	Yamaha YZF R1 - No Tallentino Racing Team FATI	1:00.533	5	5	8.048	0.899	71.83
32	17	U	21 Jordan KILLWORTH	Kawasaki ZX-10R - Skyline	1:00.671	5	7	8.186	0.138	71.67
33	81	E	12 Kevin Van De Worp	Aprilia RSV 1000 -	1:01.244	4	7	8.759	0.573	71.00
34	6	E	13 Andrew FIRTH	Yamaha YZF-R1 - LTRmotorcycles.co.uk / Palmer Rac	1:01.541	12	12	9.056	0.297	70.66
35	103	U	22 Craig GOFFORD	Yamaha R1 4XV - Meala Racing Development BIKEM	1:15.058	1	1	22.573	13.517	57.93
36	73	E	14 Vincent LEWIN	Honda CBR600F3 '98 - VINITWINRACING.CO.UK	1:16.480	1	1	23.995	1.422	56.85
37	7	U	23 Seb JENKINS	Suzuki GSX-R 1000 - Mupo Race Suspension - Enpro -			0			
38	219	E	15 Tony COE	Suzuki GSXR600 -			0			

* Bike 58 - Please fit a working transponder

Weather / Track : Cloudy / Drying

These results are provisional until the conclusion of any judicial and technical matters.

Brands Hatch Indy: 1.2079 miles
Date: 12/03/2022 Start: 10:20 Finish: 10:33

Clerk Of Course :	Stewards :	Timekeeper : Craig Smith
-------------------	------------	--------------------------

Results can be found at www.tsl-timing.com

Printed - 10:34 Saturday, 12 March 2022



BMCRC - MRO Championships 2022 - Rnd 1 @ Brands Hatch Indy

Thunderbike Extreme & Ultra

QUALIFYING - SECTOR ANALYSIS



SECTOR 1 = FL to I1, SECTOR 2 = I1 to FL, DIFF = Difference To Personal Best Lap, P = Crossed Finish Line in Pit Lane, D = Time Disallowed

P1		5 U		Stacey KILLWORTH		Suzuki GSXR 1000 - Greenplant/Everns	
IDEAL LAP TIME : 52.371		BEST LAP TIME : 52.485		DIFFERENCE : 0.114			
LAP	SECTOR 1	SECTOR 2	LAP TIME	MPH	DIFF	TIME OF DAY	
1 -	37.686	23.823	1:01.509	70.69	9.024	10:21:58.073	
2 -	36.064	22.867	58.931	73.79	6.446	10:22:57.004	
3 -	34.560	22.666	57.226	75.99	4.741	10:23:54.230	
4 -	34.471	22.274	56.745	76.63	4.260	10:24:50.975	
5 -	33.522	21.868	55.390	78.50	2.905	10:25:46.365	
6 -	33.890	21.913	55.803	77.92	3.318	10:26:42.168	
7 -	33.442	21.468	54.910	79.19	2.425	10:27:37.078	
8 -	32.937	21.628	54.565	79.69	2.080	10:28:31.643	
9 -	33.022	22.379	55.401	78.49	2.916	10:29:27.044	
10 -	32.511	21.365	53.876	80.71	1.391	10:30:20.920	
11 -	32.576	21.578	54.154	80.30	1.669	10:31:15.074	
12 -	31.934	20.819	52.753 (2)	82.43	0.268	10:32:07.827	
13 -	31.552	20.933	52.485 (1)	82.85		10:33:00.312	
14 -	31.949	21.146	53.095 (3)	81.90	0.610	10:33:53.407	

P2		275 U		Mark WILBY		Suzuki GSXR1000 - Bandido Beer	
IDEAL LAP TIME : 52.597		BEST LAP TIME : 52.746		DIFFERENCE : 0.149			
LAP	SECTOR 1	SECTOR 2	LAP TIME	MPH	DIFF	TIME OF DAY	
1 -	36.184	23.729	59.913	72.58	7.167	10:21:53.505	
2 -	34.312	23.238	57.550	75.56	4.804	10:22:51.055	
3 -	34.463	24.262	58.725	74.05	5.979	10:23:49.780	
4 -	33.889	22.672	56.561	76.88	3.815	10:24:46.341	
5 -	33.142	23.630	56.772	76.59	4.026	10:25:43.113	
6 -	34.831	22.899	57.730	75.32	4.984	10:26:40.843	
7 -	33.589	21.885	55.474	78.38	2.728	10:27:36.317	
8 -	33.495	21.580	55.075	78.95	2.329	10:28:31.392	
9 -	33.103	22.281	55.384	78.51	2.638	10:29:26.776	
10 -	32.419	21.310	53.729	80.93	0.983	10:30:20.505	
11 -	32.015	21.802	53.817	80.80	1.071	10:31:14.322	
12 -	31.584	21.162	52.746 (1)	82.44		10:32:07.068	
13 -	32.087	21.013	53.100 (3)	81.89	0.354	10:33:00.168	
14 -	31.778	21.252	53.030 (2)	82.00	0.284	10:33:53.198	

P3		58 U		James SHEEHAN		Suzuki GSXR1000 - Sheehan Racing	
IDEAL LAP TIME :		BEST LAP TIME : 53.103		DIFFERENCE :			
LAP	SECTOR 1	SECTOR 2	LAP TIME	MPH	DIFF	TIME OF DAY	
1 -			1:07.252	64.66	14.149	10:22:18.813	
2 -			59.508	73.07	6.405	10:23:18.321	
3 -			59.035	73.66	5.932	10:24:17.356	
4 -			56.123	77.48	3.020	10:25:13.479	
5 -			54.948	79.14	1.845	10:26:08.427	
6 -			53.669	81.02	0.566	10:27:02.096	
7 -			53.540 (3)	81.22	0.437	10:27:55.636	
8 -			54.666	79.54	1.563	10:28:50.302	
9 -			56.300	77.23	3.197	10:29:46.602	
10 -			53.103 (1)	81.88		10:30:39.705	
11 -			56.079	77.54	2.976	10:31:35.784	
12 -			53.839	80.77	0.736	10:32:29.623	
13 -			53.127 (2)	81.85	0.024	10:33:22.750	

BMCRC - MRO Championships 2022 - Rnd 1 @ Brands Hatch Indy

Thunderbike Extreme & Ultra

QUALIFYING - SECTOR ANALYSIS



SECTOR 1 = FL to I1, SECTOR 2 = I1 to FL, DIFF = Difference To Personal Best Lap, P = Crossed Finish Line in Pit Lane, D = Time Disallowed

P4		102 U		James FEARN		Suzuki GSXR1000 - Jwf tiling, palmer race skool, the factory	
IDEAL LAP TIME : 53.541		BEST LAP TIME : 53.577		DIFFERENCE : 0.036			
LAP	SECTOR 1	SECTOR 2	LAP TIME	MPH	DIFF	TIME OF DAY	
1 -	40.017	23.984	1:04.001	67.94	10.424	10:22:11.337	
2 -	34.601	22.254	56.855	76.48	3.278	10:23:08.192	
3 -	33.168	21.465	54.633 (3)	79.59	1.056	10:24:02.825	
4 -	32.363	21.718	54.081 (2)	80.40	0.504	10:24:56.906	
5 -	32.399	21.178	53.577 (1)	81.16		10:25:50.483	
6 -	32.808	21.899	54.707	79.48	1.130	10:26:45.190	
7 -	33.708	23.500	57.208	76.01	3.631	10:27:42.398	
8 -	34.101	22.817	56.918	76.40	3.341	10:28:39.316	
9 -	33.761	22.369	56.130	77.47	2.553	10:29:35.446	
10 -	34.124	22.510	56.634	76.78	3.057	10:30:32.080	
11 -	33.389	21.673	55.062	78.97	1.485	10:31:27.142	
12 -	34.134	21.521	55.655	78.13	2.078	10:32:22.797	
13 -	32.708	22.332	55.040	79.00	1.463	10:33:17.837	

P5		258 U		Ande FRIEND		Kawasaki ZX10R - Flying colours Motorcycle Training	
IDEAL LAP TIME : 53.948		BEST LAP TIME : 53.948		DIFFERENCE : 0.000			
LAP	SECTOR 1	SECTOR 2	LAP TIME	MPH	DIFF	TIME OF DAY	
1 -	42.327	25.702	1:08.029	63.92	14.081	10:22:25.800	
2 -	39.939	26.167	1:06.106	65.78	12.158	10:23:31.906	
3 -	37.849	25.702	1:03.551	68.42	9.603	10:24:35.457	
4 -	37.369	23.576	1:00.945	71.35	6.997	10:25:36.402	
5 -	35.401	22.719	58.120	74.82	4.172	10:26:34.522	
6 -	34.732	22.231	56.963	76.34	3.015	10:27:31.485	
7 -	33.742	22.788	56.530	76.92	2.582	10:28:28.015	
8 -	34.353	21.859	56.212	77.36	2.264	10:29:24.227	
9 -	34.273	21.799	56.072	77.55	2.124	10:30:20.299	
10 -	32.953	21.660	54.613 (3)	79.62	0.665	10:31:14.912	
11 -	32.946	21.527	54.473 (2)	79.83	0.525	10:32:09.385	
12 -	33.128	21.779	54.907	79.19	0.959	10:33:04.292	
13 -	32.582	21.366	53.948 (1)	80.60		10:33:58.240	

P6		138 E		James REVELEY		Yamaha R6 - PCN Racing	
IDEAL LAP TIME : 54.081		BEST LAP TIME : 54.341		DIFFERENCE : 0.260			
LAP	SECTOR 1	SECTOR 2	LAP TIME	MPH	DIFF	TIME OF DAY	
1 -	39.844	23.165	1:03.009	69.01	8.668	10:22:14.357	
2 -	36.793	23.677	1:00.470	71.91	6.129	10:23:14.827	
3 -	33.880	21.700	55.580	78.24	1.239	10:24:10.407	
4 -	32.807	21.804	54.611	79.62	0.270	10:25:05.018	
5 -	33.473	21.538	55.011	79.04	0.670	10:26:00.029	
6 -	33.079	21.274	54.353 (2)	80.00	0.012	10:26:54.382	
7 -	32.847	21.714	54.561 (3)	79.70	0.220	10:27:48.943	
8 -	33.886	22.951	56.837	76.51	2.496	10:28:45.780	
9 -	33.091	21.505	54.596	79.65	0.255	10:29:40.376	
10 -	33.913	21.615	55.528	78.31	1.187	10:30:35.904	
11 -	32.964	21.809	54.773	79.39	0.432	10:31:30.677	
12 -	33.066	21.275	54.341 (1)	80.02		10:32:25.018	
13 -	33.854	21.625	55.479	78.38	1.138	10:33:20.497	

BMCRC - MRO Championships 2022 - Rnd 1 @ Brands Hatch Indy

Thunderbike Extreme & Ultra

QUALIFYING - SECTOR ANALYSIS



SECTOR 1 = FL to I1, SECTOR 2 = I1 to FL, DIFF = Difference To Personal Best Lap, P = Crossed Finish Line in Pit Lane, D = Time Disallowed

P7		20 U		Connor SWYER		Suzuki GSXR 1000 K6 - WSC Performace & lleithyr farm	
IDEAL LAP TIME : 54.481		BEST LAP TIME : 54.481		DIFFERENCE : 0.000			
LAP	SECTOR 1	SECTOR 2	LAP TIME	MPH	DIFF	TIME OF DAY	
1 -	42.451	26.286	1:08.737	63.26	14.256	10:22:12.290	
2 -	39.902	25.516	1:05.418	66.47	10.937	10:23:17.708	
3 -	37.412	24.260	1:01.672	70.51	7.191	10:24:19.380	
4 -	36.088	23.890	59.978	72.50	5.497	10:25:19.358	
5 -	35.420	23.483	58.903	73.82	4.422	10:26:18.261	
6 -	35.106	23.252	58.358	74.51	3.877	10:27:16.619	
7 -	34.414	23.034	57.448	75.69	2.967	10:28:14.067	
8 -	34.473	22.744	57.217	76.00	2.736	10:29:11.284	
9 -	33.281	22.457	55.738 (3)	78.01	1.257	10:30:07.022	
10 -	33.871	22.134	56.005	77.64	1.524	10:31:03.027	
11 -	33.520	21.895	55.415 (2)	78.47	0.934	10:31:58.442	
12 -	32.703	21.778	54.481 (1)	79.81		10:32:52.923	
13 -	33.551	23.442	56.993	76.30	2.512	10:33:49.916	

P8		77 E		David MAY		Suzuki GSXR 750 K1 - ELP Racing	
IDEAL LAP TIME : 54.659		BEST LAP TIME : 54.659		DIFFERENCE : 0.000			
LAP	SECTOR 1	SECTOR 2	LAP TIME	MPH	DIFF	TIME OF DAY	
1 -	43.919	26.771	1:10.690	61.51	16.031	10:22:11.820	
2 -	39.475	25.419	1:04.894	67.01	10.235	10:23:16.714	
3 -	37.361	24.149	1:01.510	70.69	6.851	10:24:18.224	
4 -	35.866	23.358	59.224	73.42	4.565	10:25:17.448	
5 -	34.866	22.421	57.287	75.90	2.628	10:26:14.735	
6 -	33.629	22.379	56.008	77.64	1.349	10:27:10.743	
7 -	34.972	22.350	57.322	75.86	2.663	10:28:08.065	
8 -	33.865	22.208	56.073	77.55	1.414	10:29:04.138	
9 -	33.751	21.779	55.530	78.31	0.871	10:29:59.668	
10 -	33.808	21.463	55.271 (3)	78.67	0.612	10:30:54.939	
11 -	33.326	21.333	54.659 (1)	79.55		10:31:49.598	
12 -	33.716	21.398	55.114 (2)	78.90	0.455	10:32:44.712	
13 -	33.876	21.624	55.500	78.35	0.841	10:33:40.212	

P9		82 U		Matt HINNELLS		Yamaha R1 - BD Racing	
IDEAL LAP TIME : 54.720		BEST LAP TIME : 54.720		DIFFERENCE : 0.000			
LAP	SECTOR 1	SECTOR 2	LAP TIME	MPH	DIFF	TIME OF DAY	
1 -	45.380	25.476	1:10.856	61.37	16.136	10:22:25.143	
2 -	40.046	24.797	1:04.843	67.06	10.123	10:23:29.986	
3 -	39.445	25.134	1:04.579	67.33	9.859	10:24:34.565	
4 -	37.523	23.660	1:01.183	71.07	6.463	10:25:35.748	
5 -	36.663	22.452	59.115	73.56	4.395	10:26:34.863	
6 -	35.834	22.775	58.609	74.19	3.889	10:27:33.472	
7 -	35.473	22.224	57.697	75.36	2.977	10:28:31.169	
8 -	34.922	21.958	56.880	76.45	2.160	10:29:28.049	
9 -	34.683	22.059	56.742	76.63	2.022	10:30:24.791	
10 -	34.185	21.558	55.743 (2)	78.01	1.023	10:31:20.534	
11 -	34.414	21.635	56.049	77.58	1.329	10:32:16.583	
12 -	34.073	21.722	55.795 (3)	77.93	1.075	10:33:12.378	
13 -	33.539	21.181	54.720 (1)	79.47		10:34:07.098	

BMCRC - MRO Championships 2022 - Rnd 1 @ Brands Hatch Indy

Thunderbike Extreme & Ultra

QUALIFYING - SECTOR ANALYSIS



SECTOR 1 = FL to I1, SECTOR 2 = I1 to FL, DIFF = Difference To Personal Best Lap, P = Crossed Finish Line in Pit Lane, D = Time Disallowed

P10 13 U		Doug EDMONDSON		Yamaha R1 - Stan Stephens Tuning			
IDEAL LAP TIME : 54.858		BEST LAP TIME : 54.893		DIFFERENCE : 0.035			
LAP	SECTOR 1	SECTOR 2	LAP TIME	MPH	DIFF	TIME OF DAY	
1 -	43.206	25.998	1:09.204	62.83	14.311	10:22:20.385	
2 -	39.606	25.034	1:04.640	67.27	9.747	10:23:25.025	
3 -	37.313	24.369	1:01.682	70.50	6.789	10:24:26.707	
4 -	35.949	22.970	58.919	73.80	4.026	10:25:25.626	
5 -	37.381	24.217	1:01.598	70.59	6.705	10:26:27.224	
6 -	35.804	23.372	59.176	73.48	4.283	10:27:26.400	
7 -	35.368	23.337	58.705	74.07	3.812	10:28:25.105	
8 -	34.752	22.098	56.850	76.49	1.957	10:29:21.955	
9 -	33.902	21.891	55.793	77.94	0.900	10:30:17.748	
10 -	33.804	22.745	56.549	76.89	1.656	10:31:14.297	
11 -	33.333	21.606	54.939 (2)	79.15	0.046	10:32:09.236	
12 -	34.060	21.690	55.750 (3)	78.00	0.857	10:33:04.986	
13 -	33.368	21.525	54.893 (1)	79.21		10:33:59.879	

P11 51 E		Michael HOGARTH		Honda SP1 RC-51 - WHR Racing			
IDEAL LAP TIME : 55.171		BEST LAP TIME : 55.233		DIFFERENCE : 0.062			
LAP	SECTOR 1	SECTOR 2	LAP TIME	MPH	DIFF	TIME OF DAY	
1 -	38.061	24.020	1:02.081	70.04	6.848	10:21:53.945	
2 -	36.715	23.054	59.769	72.75	4.536	10:22:53.714	
3 -	36.795	23.736	1:00.531	71.84	5.298	10:23:54.245	
4 -	36.052	22.814	58.866	73.87	3.633	10:24:53.111	
5 -	34.773	22.326	57.099	76.15	1.866	10:25:50.210	
6 -	34.856	22.684	57.540	75.57	2.307	10:26:47.750	
7 -	34.551	22.372	56.923	76.39	1.690	10:27:44.673	
8 -	34.403	22.047	56.450	77.03	1.217	10:28:41.123	
9 -	34.674	22.033	56.707	76.68	1.474	10:29:37.830	
10 -	34.271	22.388	56.659	76.75	1.426	10:30:34.489	
11 -	33.959	22.294	56.253 (2)	77.30	1.020	10:31:30.742	
12 -	34.337	22.078	56.415 (3)	77.08	1.182	10:32:27.157	
13 -	33.138	22.095	55.233 (1)	78.73		10:33:22.390	

P12 240 E		Andy SCANLON		Ducati 996 - helmet city, hel, Continental			
IDEAL LAP TIME : 55.022		BEST LAP TIME : 55.812		DIFFERENCE : 0.790			
LAP	SECTOR 1	SECTOR 2	LAP TIME	MPH	DIFF	TIME OF DAY	
1 -	44.392	26.727	1:11.119	61.14	15.307	10:22:28.941	
2 -	40.314	26.063	1:06.377	65.51	10.565	10:23:35.318	
3 -	38.931	24.257	1:03.188	68.82	7.376	10:24:38.506	
4 -	37.608	24.211	1:01.819	70.34	6.007	10:25:40.325	
5 -	36.800	22.978	59.778	72.74	3.966	10:26:40.103	
6 -	34.834	22.085	56.919	76.39	1.107	10:27:37.022	
7 -	35.125	22.204	57.329	75.85	1.517	10:28:34.351	
8 -	34.073	22.856	56.929	76.38	1.117	10:29:31.280	
9 -	34.369	21.746	56.115 (2)	77.49	0.303	10:30:27.395	
10 -	35.616	22.616	58.232	74.67	2.420	10:31:25.627	
11 -	34.278	21.534	55.812 (1)	77.91		10:32:21.439	
12 -	33.488	22.734	56.222 (3)	77.34	0.410	10:33:17.661	

BMCRC - MRO Championships 2022 - Rnd 1 @ Brands Hatch Indy

Thunderbike Extreme & Ultra

QUALIFYING - SECTOR ANALYSIS



SECTOR 1 = FL to I1, SECTOR 2 = I1 to FL, DIFF = Difference To Personal Best Lap, P = Crossed Finish Line in Pit Lane, D = Time Disallowed

P13 63 U Matthew WREN			Suzuki GSXR1000 - TBR performance			
IDEAL LAP TIME : 55.766		BEST LAP TIME : 55.964		DIFFERENCE : 0.198		
LAP	SECTOR 1	SECTOR 2	LAP TIME	MPH	DIFF	TIME OF DAY
1 -	45.740	26.702	1:12.442	60.02	16.478	10:22:23.302
2 -	41.983	26.655	1:08.638	63.35	12.674	10:23:31.940
3 -	40.004	25.699	1:05.703	66.18	9.739	10:24:37.643
4 -	38.058	24.338	1:02.396	69.69	6.432	10:25:40.039
5 -	37.570	23.915	1:01.485	70.72	5.521	10:26:41.524
6 -	36.239	22.826	59.065	73.62	3.101	10:27:40.589
7 -	36.176	23.242	59.418	73.18	3.454	10:28:40.007
8 -	34.728	22.665	57.393	75.76	1.429	10:29:37.400
9 -	34.470	22.302	56.772 (3)	76.59	0.808	10:30:34.172
10 -	34.078	21.949	56.027 (2)	77.61	0.063	10:31:30.199
11 -	34.759	22.981	57.740	75.31	1.776	10:32:27.939
12 -	33.817	22.147	55.964 (1)	77.70		10:33:23.903

P14 45 U Chad HASHMI			Suzuki GSXR1000 -			
IDEAL LAP TIME : 56.008		BEST LAP TIME : 56.043		DIFFERENCE : 0.035		
LAP	SECTOR 1	SECTOR 2	LAP TIME	MPH	DIFF	TIME OF DAY
1 -	41.576	27.121	1:08.697	63.30	12.654	10:22:44.852
2 -	41.166	28.092	1:09.258	62.78	13.215	10:23:54.110
3 -	39.835	26.232	1:06.067	65.82	10.024	10:25:00.177
4 -	39.270	25.617	1:04.887	67.01	8.844	10:26:05.064
5 -	37.820	25.449	1:03.269	68.73	7.226	10:27:08.333
6 -	37.709	25.023	1:02.732	69.32	6.689	10:28:11.065
7 -	37.960	25.423	1:03.383	68.60	7.340	10:29:14.448
8 -	37.386	24.235	1:01.621	70.57	5.578	10:30:16.069
9 -	35.469	23.678	59.147	73.52	3.104	10:31:15.216
10 -	33.656	22.387	56.043 (1)	77.59		10:32:11.259
11 -	33.621	22.511	56.132 (2)	77.47	0.089	10:33:07.391
12 -	34.816	23.813	58.629 (3)	74.17	2.586	10:34:06.020

P15 48 E Shaun WALLIS			Yamaha R6 - MBC Despatch Racing			
IDEAL LAP TIME : 55.957		BEST LAP TIME : 56.051		DIFFERENCE : 0.094		
LAP	SECTOR 1	SECTOR 2	LAP TIME	MPH	DIFF	TIME OF DAY
1 -	41.604	25.837	1:07.441	64.48	11.390	10:22:18.594
2 -	36.486	23.911	1:00.397	72.00	4.346	10:23:18.991
3 -	37.528	23.805	1:01.333	70.90	5.282	10:24:20.324
4 -	35.491	23.646	59.137	73.53	3.086	10:25:19.461
5 -	35.678	23.342	59.020	73.68	2.969	10:26:18.481
6 -	35.386	23.009	58.395	74.46	2.344	10:27:16.876
7 -	34.732	22.675	57.407	75.75	1.356	10:28:14.283
8 -	34.987	23.689	58.676	74.11	2.625	10:29:12.959
9 -	33.913	22.184	56.097 (2)	77.51	0.046	10:30:09.056
10 -	34.007	22.044	56.051 (1)	77.58		10:31:05.107
11 -	34.815	23.357	58.172	74.75	2.121	10:32:03.279
12 -	34.482	22.307	56.789 (3)	76.57	0.738	10:33:00.068

BMCRC - MRO Championships 2022 - Rnd 1 @ Brands Hatch Indy

Thunderbike Extreme & Ultra

QUALIFYING - SECTOR ANALYSIS



SECTOR 1 = FL to I1, SECTOR 2 = I1 to FL, DIFF = Difference To Personal Best Lap, P = Crossed Finish Line in Pit Lane, D = Time Disallowed

P16 112 U		Scott WEST		Suzuki GSXR1000 -			
IDEAL LAP TIME : 56.369		BEST LAP TIME : 56.805		DIFFERENCE : 0.436			
LAP	SECTOR 1	SECTOR 2	LAP TIME	MPH	DIFF	TIME OF DAY	
1 -	36.448	23.083	59.531	73.04	2.726	10:21:54.027	
2 -	34.888	22.483	57.371	75.79	0.566	10:22:51.398	
3 -	34.790	23.968	58.758	74.00	1.953	10:23:50.156	
4 -	34.188	23.095	57.283	75.91	0.478	10:24:47.439	
5 -	34.620	22.482	57.102 (3)	76.15	0.297	10:25:44.541	
6 -	35.628	22.956	58.584	74.22	1.779	10:26:43.125	
7 -	35.276	22.181	57.457	75.68	0.652	10:27:40.582	
8 -	34.476	22.329	56.805 (1)	76.55		10:28:37.387	
9 -	35.141	22.736	57.877	75.13	1.072	10:29:35.264	
10 -	34.882	22.413	57.295	75.89	0.490	10:30:32.559	
11 -	34.445	22.441	56.886 (2)	76.44	0.081	10:31:29.445	

P17 24 E		Mark REYNOLDS		Aprilia MILLE -			
IDEAL LAP TIME : 57.020		BEST LAP TIME : 57.020		DIFFERENCE : 0.000			
LAP	SECTOR 1	SECTOR 2	LAP TIME	MPH	DIFF	TIME OF DAY	
1 -	46.664	26.681	1:13.345	59.28	16.325	10:22:28.430	
2 -	40.451	26.467	1:06.918	64.98	9.898	10:23:35.348	
3 -	39.579	24.594	1:04.173	67.76	7.153	10:24:39.521	
4 -	39.197	25.263	1:04.460	67.46	7.440	10:25:43.981	
5 -	37.856	23.134	1:00.990	71.30	3.970	10:26:44.971	
6 -	36.972	23.298	1:00.270	72.15	3.250	10:27:45.241	
7 -	37.714	24.346	1:02.060	70.07	5.040	10:28:47.301	
8 -	37.882	24.119	1:02.001	70.13	4.981	10:29:49.302	
9 -	36.655	23.278	59.933	72.55	2.913	10:30:49.235	
10 -	36.735	22.704	59.439 (3)	73.16	2.419	10:31:48.674	
11 -	35.199	22.292	57.491 (2)	75.63	0.471	10:32:46.165	
12 -	34.780	22.240	57.020 (1)	76.26		10:33:43.185	

P18 60 U		Liam McCARTER		Suzuki GSXR1000 - Katie McCarter			
IDEAL LAP TIME : 56.449		BEST LAP TIME : 57.077		DIFFERENCE : 0.628			
LAP	SECTOR 1	SECTOR 2	LAP TIME	MPH	DIFF	TIME OF DAY	
1 -	47.974	25.607	1:13.581	59.09	16.504	10:22:35.823	
2 -	41.848	25.599	1:07.447	64.47	10.370	10:23:43.270	
3 -	40.827	24.159	1:04.986	66.91	7.909	10:24:48.256	
4 -	37.413	22.970	1:00.383	72.01	3.306	10:25:48.639	
5 -	36.431	23.828	1:00.259	72.16	3.182	10:26:48.898	
6 -	37.006	22.866	59.872	72.63	2.795	10:27:48.770	
7 -	36.517	23.001	59.518	73.06	2.441	10:28:48.288	
8 -	37.433	23.832	1:01.265	70.98	4.188	10:29:49.553	
9 -	36.096	23.192	59.288	73.34	2.211	10:30:48.841	
10 -	36.308	21.710	58.018 (3)	74.95	0.941	10:31:46.859	
11 -	34.739	22.338	57.077 (1)	76.18		10:32:43.936	
12 -	35.438	22.121	57.559 (2)	75.55	0.482	10:33:41.495	

BMCRG - MRO Championships 2022 - Rnd 1 @ Brands Hatch Indy

Thunderbike Extreme & Ultra

QUALIFYING - SECTOR ANALYSIS



SECTOR 1 = FL to I1, SECTOR 2 = I1 to FL, DIFF = Difference To Personal Best Lap, P = Crossed Finish Line in Pit Lane, D = Time Disallowed

P19 28 E		David SPENCER		Suzuki GSXR 600 -			
IDEAL LAP TIME : 57.254		BEST LAP TIME : 57.254		DIFFERENCE : 0.000			
LAP	SECTOR 1	SECTOR 2	LAP TIME	MPH	DIFF	TIME OF DAY	
1 -	43.264	26.083	1:09.347	62.70	12.093	10:22:29.995	
2 -	40.075	24.994	1:05.069	66.83	7.815	10:23:35.064	
3 -	38.656	24.024	1:02.680	69.37	5.426	10:24:37.744	
4 -	38.151	24.248	1:02.399	69.69	5.145	10:25:40.143	
5 -	37.885	23.962	1:01.847	70.31	4.593	10:26:41.990	
6 -	36.444	23.437	59.881	72.62	2.627	10:27:41.871	
7 -	36.250	22.907	59.157	73.50	1.903	10:28:41.028	
8 -	36.249	22.790	59.039	73.65	1.785	10:29:40.067	
9 -	36.256	22.841	59.097	73.58	1.843	10:30:39.164	
10 -	35.780	22.231	58.011 (3)	74.96	0.757	10:31:37.175	
11 -	35.092	22.162	57.254 (1)	75.95		10:32:34.429	
12 -	35.231	22.481	57.712 (2)	75.35	0.458	10:33:32.141	

P20 4 U		Hayden KILLWORTH		Honda SK BLADE 954 - Stacey Killworth			
IDEAL LAP TIME : 57.148		BEST LAP TIME : 57.354		DIFFERENCE : 0.206			
LAP	SECTOR 1	SECTOR 2	LAP TIME	MPH	DIFF	TIME OF DAY	
1 -	42.717	26.467	1:09.184	62.85	11.830	10:22:14.023	
2 -	39.397	25.048	1:04.445	67.47	7.091	10:23:18.468	
3 -	38.666	25.431	1:04.097	67.84	6.743	10:24:22.565	
4 -	37.402	25.045	1:02.447	69.63	5.093	10:25:25.012	
5 -	37.738	25.060	1:02.798	69.24	5.444	10:26:27.810	
6 -	36.428	23.446	59.874	72.62	2.520	10:27:27.684	
7 -	36.146	23.590	59.736	72.79	2.382	10:28:27.420	
8 -	36.279	23.331	59.610	72.95	2.256	10:29:27.030	
9 -	35.882	23.818	59.700	72.84	2.346	10:30:26.730	
10 -	36.003	22.793	58.796 (3)	73.96	1.442	10:31:25.526	
11 -	34.508	22.956	57.464 (2)	75.67	0.110	10:32:22.990	
12 -	34.714	22.640	57.354 (1)	75.82		10:33:20.344	

P21 119 E		Simon HEALEY		Yamaha R1 - Popular Tyres Ltd / Pro Parts Ltd			
IDEAL LAP TIME : 57.638		BEST LAP TIME : 57.638		DIFFERENCE : 0.000			
LAP	SECTOR 1	SECTOR 2	LAP TIME	MPH	DIFF	TIME OF DAY	
1 -	44.246	27.349	1:11.595	60.73	13.957	10:22:19.555	
2 -	40.332	25.078	1:05.410	66.48	7.772	10:23:24.965	
3 -	38.498	24.717	1:03.215	68.79	5.577	10:24:28.180	
4 -	37.136	23.475	1:00.611	71.74	2.973	10:25:28.791	
5 -	36.035	23.298	59.333	73.29	1.695	10:26:28.124	
6 -	36.488	23.252	59.740	72.79	2.102	10:27:27.864	
7 -	36.409	23.422	59.831	72.68	2.193	10:28:27.695	
8 -	36.524	23.735	1:00.259	72.16	2.621	10:29:27.954	
9 -	36.082	22.904	58.986 (3)	73.72	1.348	10:30:26.940	
10 -	36.518	23.174	59.692	72.85	2.054	10:31:26.632	
11 -	35.603	22.541	58.144 (2)	74.79	0.506	10:32:24.776	
12 -	35.207	22.431	57.638 (1)	75.44		10:33:22.414	

BMCRC - MRO Championships 2022 - Rnd 1 @ Brands Hatch Indy

Thunderbike Extreme & Ultra

QUALIFYING - SECTOR ANALYSIS



SECTOR 1 = FL to I1, SECTOR 2 = I1 to FL, DIFF = Difference To Personal Best Lap, P = Crossed Finish Line in Pit Lane, D = Time Disallowed

P22 651 U		Andrew MOXON		Yamaha R1 - Vanguard motorsport Uckfield + DART Motorsport			
IDEAL LAP TIME : 57.761		BEST LAP TIME : 57.761		DIFFERENCE : 0.000			
LAP	SECTOR 1	SECTOR 2	LAP TIME	MPH	DIFF	TIME OF DAY	
1 -	44.153	27.205	1:11.358	60.94	13.597	10:22:10.926	
2 -	40.125	25.398	1:05.523	66.36	7.762	10:23:16.449	
3 -	40.215	25.084	1:05.299	66.59	7.538	10:24:21.748	
4 -	37.526	25.569	1:03.095	68.92	5.334	10:25:24.843	
5 -	37.591	24.561	1:02.152	69.96	4.391	10:26:26.995	
6 -	35.854	23.226	59.080	73.60	1.319	10:27:26.075	
7 -	35.473	23.444	58.917	73.80	1.156	10:28:24.992	
8 -	35.330	23.316	58.646 (3)	74.15	0.885	10:29:23.638	
9 -	35.676	23.188	58.864	73.87	1.103	10:30:22.502	
10 -	34.820	23.096	57.916 (2)	75.08	0.155	10:31:20.418	
11 -	35.671	23.447	59.118	73.55	1.357	10:32:19.536	
12 -	34.813	22.948	57.761 (1)	75.28		10:33:17.297	

P23 21 U		Danny BRENNAN		Yamaha R1 -			
IDEAL LAP TIME : 57.570		BEST LAP TIME : 57.852		DIFFERENCE : 0.282			
LAP	SECTOR 1	SECTOR 2	LAP TIME	MPH	DIFF	TIME OF DAY	
1 -	42.627	26.116	1:08.743	63.25	10.891	10:22:13.870	
2 -	38.965	25.000	1:03.965	67.98	6.113	10:23:17.835	
3 -	39.069	25.104	1:04.173	67.76	6.321	10:24:22.008	
4 -	37.472	25.119	1:02.591	69.47	4.739	10:25:24.599	
5 -	37.599	24.264	1:01.863	70.29	4.011	10:26:26.462	
6 -	37.369	23.135	1:00.504	71.87	2.652	10:27:26.966	
7 -	36.354	23.610	59.964	72.52	2.112	10:28:26.930	
8 -	36.363	23.436	59.799	72.72	1.947	10:29:26.729	
9 -	35.974	23.537	59.511 (3)	73.07	1.659	10:30:26.240	
10 -	36.841	23.319	1:00.160	72.28	2.308	10:31:26.400	
11 -	35.428	22.498	57.926 (2)	75.07	0.074	10:32:24.326	
12 -	35.072	22.780	57.852 (1)	75.16		10:33:22.178	

P24 80 U		Mark OVEL		Yamaha R1 - I NEED A SPONSOR			
IDEAL LAP TIME : 57.609		BEST LAP TIME : 57.977		DIFFERENCE : 0.368			
LAP	SECTOR 1	SECTOR 2	LAP TIME	MPH	DIFF	TIME OF DAY	
1 -	44.604	26.316	1:10.920	61.31	12.943	10:22:26.474	
2 -	40.613	25.249	1:05.862	66.02	7.885	10:23:32.336	
3 -	40.138	25.832	1:05.970	65.91	7.993	10:24:38.306	
4 -	39.838	24.300	1:04.138	67.80	6.161	10:25:42.444	
5 -	37.559	24.236	1:01.795	70.37	3.818	10:26:44.239	
6 -	37.187	23.382	1:00.569	71.79	2.592	10:27:44.808	
7 -	37.861	24.307	1:02.168	69.94	4.191	10:28:46.976	
8 -	36.743	23.359	1:00.102	72.35	2.125	10:29:47.078	
9 -	36.425	22.784	59.209 (3)	73.44	1.232	10:30:46.287	
10 -	36.338	23.086	59.424	73.17	1.447	10:31:45.711	
11 -	35.675	22.302	57.977 (1)	75.00		10:32:43.688	
12 -	35.307	23.083	58.390 (2)	74.47	0.413	10:33:42.078	

BMCRC - MRO Championships 2022 - Rnd 1 @ Brands Hatch Indy

Thunderbike Extreme & Ultra

QUALIFYING - SECTOR ANALYSIS



SECTOR 1 = FL to I1, SECTOR 2 = I1 to FL, DIFF = Difference To Personal Best Lap, P = Crossed Finish Line in Pit Lane, D = Time Disallowed

P25 23 U		Justin ROSE		Yamaha R1 -			
IDEAL LAP TIME : 58.080		BEST LAP TIME : 58.085		DIFFERENCE : 0.005			
LAP	SECTOR 1	SECTOR 2	LAP TIME	MPH	DIFF	TIME OF DAY	
1 -	44.813	26.119	1:10.932	61.30	12.847	10:22:26.955	
2 -	40.473	25.655	1:06.128	65.76	8.043	10:23:33.083	
3 -	38.963	25.211	1:04.174	67.76	6.089	10:24:37.257	
4 -	37.746	23.989	1:01.735	70.43	3.650	10:25:38.992	
5 -	37.324	23.579	1:00.903	71.40	2.818	10:26:39.895	
6 -	36.601	23.289	59.890	72.60	1.805	10:27:39.785	
7 -	36.235	23.629	59.864	72.64	1.779	10:28:39.649	
8 -	36.412	22.771	59.183	73.47	1.098	10:29:38.832	
9 -	35.669	22.870	58.539	74.28	0.454	10:30:37.371	
10 -	35.386	22.845	58.231 (3)	74.67	0.146	10:31:35.602	
11 -	35.350	22.735	58.085 (1)	74.86		10:32:33.687	
12 -	35.385	22.730	58.115 (2)	74.82	0.030	10:33:31.802	

P26 47 U		Daryl DANCE		Yamaha YZF R1 - 2 brothers scaffolding			
IDEAL LAP TIME : 56.414		BEST LAP TIME : 58.723		DIFFERENCE : 2.309			
LAP	SECTOR 1	SECTOR 2	LAP TIME	MPH	DIFF	TIME OF DAY	
1 -	39.149	23.191	1:02.340 (2)	69.75	3.617	10:22:14.032	
2 -	36.064	22.659	58.723 (1)	74.05		10:23:12.755	

P27 41 U		Paul PRICE		Suzuki GSXR1000 -			
IDEAL LAP TIME : 58.355		BEST LAP TIME : 58.773		DIFFERENCE : 0.418			
LAP	SECTOR 1	SECTOR 2	LAP TIME	MPH	DIFF	TIME OF DAY	
1 -	40.944	25.358	1:06.302	65.58	7.529	10:22:26.629	
2 -	39.452	25.348	1:04.800	67.10	6.027	10:23:31.429	
3 -	38.144	25.544	1:03.688	68.27	4.915	10:24:35.117	
4 -	37.391	23.807	1:01.198 (3)	71.05	2.425	10:25:36.315	
5 -	36.373	22.964	59.337 (2)	73.28	0.564	10:26:35.652	
6 -	35.916	22.857	58.773 (1)	73.98		10:27:34.425	

P28 168 E		Ian ASHBY		Triumph DAYTONA 955i -			
IDEAL LAP TIME : 58.899		BEST LAP TIME : 58.899		DIFFERENCE : 0.000			
LAP	SECTOR 1	SECTOR 2	LAP TIME	MPH	DIFF	TIME OF DAY	
1 -	46.274	27.844	1:14.118	58.67	15.219	10:22:26.734	
2 -	41.798	26.575	1:08.373	63.60	9.474	10:23:35.107	
3 -	40.818	24.960	1:05.778	66.11	6.879	10:24:40.885	
4 -	38.399	25.211	1:03.610	68.36	4.711	10:25:44.495	
5 -	39.012	25.071	1:04.083	67.85	5.184	10:26:48.578	
6 -	37.741	23.671	1:01.412	70.81	2.513	10:27:49.990	
7 -	36.965	23.732	1:00.697	71.64	1.798	10:28:50.687	
8 -	36.075	23.484	59.559	73.01	0.660	10:29:50.246	
9 -	36.121	23.269	59.390 (2)	73.22	0.491	10:30:49.636	
10 -	36.648	23.324	59.972	72.51	1.073	10:31:49.608	
11 -	36.086	23.374	59.460 (3)	73.13	0.561	10:32:49.068	
12 -	35.964	22.935	58.899 (1)	73.83		10:33:47.967	

P29 46 E		Adrian DRAPER		Suzuki GSXR 750 - droopy racing uk			
IDEAL LAP TIME : 58.784		BEST LAP TIME : 58.935		DIFFERENCE : 0.151			
LAP	SECTOR 1	SECTOR 2	LAP TIME	MPH	DIFF	TIME OF DAY	
1 -	43.735	26.743	1:10.478	61.70	11.543	10:22:24.031	
2 -	41.738	24.949	1:06.687	65.20	7.752	10:23:30.718	
3 -	38.532	25.424	1:03.956	67.99	5.021	10:24:34.674	
4 -	37.791	24.091	1:01.882 (3)	70.27	2.947	10:25:36.556	
5 -	36.969	23.103	1:00.072 (2)	72.38	1.137	10:26:36.628	
6 -	35.681	23.254	58.935 (1)	73.78		10:27:35.563	

BMCRC - MRO Championships 2022 - Rnd 1 @ Brands Hatch Indy

Thunderbike Extreme & Ultra

QUALIFYING - SECTOR ANALYSIS



SECTOR 1 = FL to I1, SECTOR 2 = I1 to FL, DIFF = Difference To Personal Best Lap, P = Crossed Finish Line in Pit Lane, D = Time Disallowed

P30 84 E		Ricardo BRANCO		Yamaha R1 - IMP Racing			
IDEAL LAP TIME : 59.557		BEST LAP TIME : 59.634		DIFFERENCE : 0.077			
LAP	SECTOR 1	SECTOR 2	LAP TIME	MPH	DIFF	TIME OF DAY	
1 -	44.426	27.520	1:11.946	60.44	12.312	10:22:19.382	
2 -	42.152	26.514	1:08.666	63.32	9.032	10:23:28.048	
3 -	41.112	26.167	1:07.279	64.63	7.645	10:24:35.327	
4 -	39.845	24.893	1:04.738	67.17	5.104	10:25:40.065	
5 -	38.891	24.092	1:02.983	69.04	3.349	10:26:43.048	
6 -	37.528	23.990	1:01.518	70.68	1.884	10:27:44.566	
7 -	37.975	24.551	1:02.526	69.54	2.892	10:28:47.092	
8 -	37.817	24.188	1:02.005	70.13	2.371	10:29:49.097	
9 -	36.352	23.282	59.634 (1)	72.92		10:30:48.731	
10 -	36.915	23.644	1:00.559 (3)	71.80	0.925	10:31:49.290	
11 -	37.117	23.559	1:00.676	71.66	1.042	10:32:49.966	
12 -	36.275	23.567	59.842 (2)	72.66	0.208	10:33:49.808	

P31 460 U		Simon GATES		Yamaha YZF R1 - No Tallentino Racing Team FATI			
IDEAL LAP TIME : 1:00.190		BEST LAP TIME : 1:00.533		DIFFERENCE : 0.343			
LAP	SECTOR 1	SECTOR 2	LAP TIME	MPH	DIFF	TIME OF DAY	
1 -	44.210	27.222	1:11.432	60.87	10.899	10:22:19.525	
2 -	39.025	25.143	1:04.168	67.76	3.635	10:23:23.693	
3 -	38.352	24.292	1:02.644 (3)	69.41	2.111	10:24:26.337	
4 -	37.247	23.791	1:01.038 (2)	71.24	0.505	10:25:27.375	
5 -	36.399	24.134	1:00.533 (1)	71.83		10:26:27.908	

P32 17 U		Jordan KILLWORTH		Kawasaki ZX-10R - Skyline			
IDEAL LAP TIME : 59.983		BEST LAP TIME : 1:00.671		DIFFERENCE : 0.688			
LAP	SECTOR 1	SECTOR 2	LAP TIME	MPH	DIFF	TIME OF DAY	
1 -	45.006	26.889	1:11.895	60.48	11.224	10:22:18.535	
2 -	39.629	25.580	1:05.209	66.68	4.538	10:23:23.744	
3 -	40.676	25.237	1:05.913	65.97	5.242	10:24:29.657	
4 -	38.102	24.540	1:02.642	69.41	1.971	10:25:32.299	
5 -	36.521	24.150	1:00.671 (1)	71.67		10:26:32.970	
6 -	37.025	24.028	1:01.053 (3)	71.22	0.382	10:27:34.023	
7 -	35.955	24.757	1:00.712 (2)	71.62	0.041	10:28:34.735	

P33 81 E		Kevin Van De WORP		Aprilia RSV 1000 -			
IDEAL LAP TIME : 1:01.244		BEST LAP TIME : 1:01.244		DIFFERENCE : 0.000			
LAP	SECTOR 1	SECTOR 2	LAP TIME	MPH	DIFF	TIME OF DAY	
1 -	42.264	27.533	1:09.797	62.30	8.553	10:22:11.383	
2 -	40.579	25.311	1:05.890	65.99	4.646	10:23:17.273	
3 -	38.889	24.320	1:03.209	68.79	1.965	10:24:20.482	
4 -	37.197	24.047	1:01.244 (1)	71.00		10:25:21.726	
5 -	37.943	24.384	1:02.327 (3)	69.77	1.083	10:26:24.053	
6 -	37.524	24.186	1:01.710 (2)	70.46	0.466	10:27:25.763	
7 -	38.022	24.377	1:02.399	69.69	1.155	10:28:28.162	

BMCRC - MRO Championships 2022 - Rnd 1 @ Brands Hatch Indy

Thunderbike Extreme & Ultra

QUALIFYING - SECTOR ANALYSIS



SECTOR 1 = FL to I1, SECTOR 2 = I1 to FL, DIFF = Difference To Personal Best Lap, P = Crossed Finish Line in Pit Lane, D = Time Disallowed

P34 6 E Andrew FIRTH		Yamaha YZF-R1 - LTRmotorcycles.co.uk / Palmer Race Skool /				
IDEAL LAP TIME : 1:01.328		BEST LAP TIME : 1:01.541		DIFFERENCE : 0.213		
LAP	SECTOR 1	SECTOR 2	LAP TIME	MPH	DIFF	TIME OF DAY
1 -	46.355	27.058	1:13.413	59.23	11.872	10:22:22.659
2 -	41.127	26.505	1:07.632	64.29	6.091	10:23:30.291
3 -	41.376	25.580	1:06.956	64.94	5.415	10:24:37.247
4 -	40.886	25.734	1:06.620	65.27	5.079	10:25:43.867
5 -	39.407	24.737	1:04.144	67.79	2.603	10:26:48.011
6 -	38.383	24.983	1:03.366	68.62	1.825	10:27:51.377
7 -	38.745	24.947	1:03.692	68.27	2.151	10:28:55.069
8 -	38.448	25.229	1:03.677	68.29	2.136	10:29:58.746
9 -	38.033	24.689	1:02.722	69.33	1.181	10:31:01.468
10 -	37.536	24.343	1:01.879 (2)	70.27	0.338	10:32:03.347
11 -	37.631	24.283	1:01.914 (3)	70.23	0.373	10:33:05.261
12 -	37.045	24.496	1:01.541 (1)	70.66		10:34:06.802

P35 103 U Craig GOFFORD		Yamaha R1 4XV - Meala Racing Development BIKEMOTO				
IDEAL LAP TIME : 1:13.464		BEST LAP TIME : 1:15.058		DIFFERENCE : 1.594		
LAP	SECTOR 1	SECTOR 2	LAP TIME	MPH	DIFF	TIME OF DAY
1 -	46.217	28.841	1:15.058 (1)	57.93		10:22:22.675

P36 73 E Vincent LEWIN		Honda CBR600F3 '98 - VINITWINRACING.CO.UK				
IDEAL LAP TIME : 1:12.894		BEST LAP TIME : 1:16.480		DIFFERENCE : 3.586		
LAP	SECTOR 1	SECTOR 2	LAP TIME	MPH	DIFF	TIME OF DAY
1 -	47.480	29.000	1:16.480 (1)	56.85		10:22:41.254

BMCRC - MRO Championships 2022 - Rnd 1 @ Brands Hatch Indy

Thunderbike Extreme & Ultra

QUALIFYING - BEST SECTORS

SECTOR 1			SECTOR 2			IDEAL / BEST COMPARISON						
POS	NO	NAME	TIME	NO	NAME	TIME	POS	NO	NAME	IDEAL	BEST	DIFF
									PERFECT LAP	52.371		
1	5	KILLWORTH	31.552	5	KILLWORTH	20.819	1	5	KILLWORTH	52.371	52.485	0.114
2	275	WILBY	31.584	275	WILBY	21.013	2	275	WILBY	52.597	52.746	0.149
3	102	FEARN	32.363	102	FEARN	21.178	3	102	FEARN	53.541	53.577	0.036
4	258	FRIEND	32.582	82	HINNELLS	21.181	4	258	FRIEND	53.948	53.948	0.000
5	20	SWYER	32.703	138	REVELEY	21.274	5	138	REVELEY	54.081	54.341	0.260
6	138	REVELEY	32.807	77	MAY	21.333	6	20	SWYER	54.481	54.481	0.000
7	51	HOGARTH	33.138	258	FRIEND	21.366	7	77	MAY	54.659	54.659	0.000
8	77	MAY	33.326	13	EDMONDSON	21.525	8	82	HINNELLS	54.720	54.720	0.000
9	13	EDMONDSON	33.333	240	SCANLON	21.534	9	13	EDMONDSON	54.858	54.893	0.035
10	240	SCANLON	33.488	60	McCARTER	21.710	10	240	SCANLON	55.022	55.812	0.790
11	82	HINNELLS	33.539	20	SWYER	21.778	11	51	HOGARTH	55.171	55.233	0.062
12	45	HASHMI	33.621	63	WREN	21.949	12	63	WREN	55.766	55.964	0.198
13	47	DANCE	33.755	51	HOGARTH	22.033	13	48	WALLIS	55.957	56.051	0.094
14	63	WREN	33.817	48	WALLIS	22.044	14	45	HASHMI	56.008	56.043	0.035
15	48	WALLIS	33.913	28	SPENCER	22.162	15	112	WEST	56.369	56.805	0.436
16	112	WEST	34.188	112	WEST	22.181	16	47	DANCE	56.414	58.723	2.309
17	4	KILLWORTH	34.508	24	REYNOLDS	22.240	17	60	McCARTER	56.449	57.077	0.628
18	60	McCARTER	34.739	80	OVEL	22.302	18	24	REYNOLDS	57.020	57.020	0.000
19	24	REYNOLDS	34.780	45	HASHMI	22.387	19	4	KILLWORTH	57.148	57.354	0.206
20	651	MOXON	34.813	119	HEALEY	22.431	20	28	SPENCER	57.254	57.254	0.000
21	21	BRENNAN	35.072	21	BRENNAN	22.498	21	21	BRENNAN	57.570	57.852	0.282
22	28	SPENCER	35.092	4	KILLWORTH	22.640	22	80	OVEL	57.609	57.977	0.368
23	119	HEALEY	35.207	47	DANCE	22.659	23	119	HEALEY	57.638	57.638	0.000
24	80	OVEL	35.307	23	ROSE	22.730	24	651	MOXON	57.761	57.761	0.000
25	23	ROSE	35.350	41	PRICE	22.857	25	23	ROSE	58.080	58.085	0.005
26	41	PRICE	35.498	168	ASHBY	22.935	26	41	PRICE	58.355	58.773	0.418
27	46	DRAPER	35.681	651	MOXON	22.948	27	46	DRAPER	58.784	58.935	0.151
28	17	KILLWORTH	35.955	46	DRAPER	23.103	28	168	ASHBY	58.899	58.899	0.000
29	168	ASHBY	35.964	84	BRANCO	23.282	29	84	BRANCO	59.557	59.634	0.077
30	84	BRANCO	36.275	460	GATES	23.791	30	17	KILLWORTH	59.983	1:00.671	0.688
31	460	GATES	36.399	17	KILLWORTH	24.028	31	460	GATES	1:00.190	1:00.533	0.343
32	6	FIRTH	37.045	81	WORP	24.047	32	81	WORP	1:01.244	1:01.244	0.000
33	81	WORP	37.197	6	FIRTH	24.283	33	6	FIRTH	1:01.328	1:01.541	0.213
34	73	LEWIN	43.894	103	GOFFORD	28.841	34	73	LEWIN	1:12.894	1:16.480	3.586
35	103	GOFFORD	44.623	73	LEWIN	29.000	35	103	GOFFORD	1:13.464	1:15.058	1.594
36	219	COE	55.631				36	58	SHEEHAN		53.103	
37												
38												

BMCRC - MRO Championships 2022 - Rnd 1 @ Brands Hatch Indy

Thunderbike Extreme & Ultra

QUALIFYING - STATISTICS

Competitors Started 38
Planned Start 2022-03-12 @ 10:25:00.000
Actual Start 2022-03-12 @ 10:20:24.983
Finish Time 2022-03-12 @ 10:33:13.552
Track Length 1.2079mi.
Total Laps 383
Total Distance Covered 462.6431mi.

Session Fastest Lap History

NO	CL	NAME	LAP TIME	TIME OF DAY	LAP	VEHICLE
275	U	Mark WILBY	59.913	10:21:53.519	1	Suzuki GSXR1000
112	U	Scott WEST	59.531	10:21:54.027	1	Suzuki GSXR1000
275	U	Mark WILBY	57.550	10:22:51.069	2	Suzuki GSXR1000
112	U	Scott WEST	57.371	10:22:51.429	2	Suzuki GSXR1000
102	U	James FEARN	56.855	10:23:08.203	2	Suzuki GSXR1000
102	U	James FEARN	54.633	10:24:02.837	3	Suzuki GSXR1000
102	U	James FEARN	54.081	10:24:56.918	4	Suzuki GSXR1000
102	U	James FEARN	53.577	10:25:50.493	5	Suzuki GSXR1000
58	U	James SHEEHAN	53.540	10:27:55.636	7	Suzuki GSXR1000
58	U	James SHEEHAN	53.103	10:30:39.705	10	Suzuki GSXR1000
275	U	Mark WILBY	52.746	10:32:07.080	12	Suzuki GSXR1000
5	U	Stacey KILLWORTH	52.485	10:33:00.326	13	Suzuki GSXR 1000

Flag History

TYPE	TIME OF DAY
GREEN	10:20:24.983
FINISH	10:33:13.552

Flag Statistics

TYPE	COUNT	TOTAL LAPS	TOTAL TIME
Green	1	14	13:47.784
Red	0	0	0.000
Safety Car	0	0	0.000
FCY	0	0	0.000

BMCRC - MRO Championships 2022 - Rnd 1 @ Brands Hatch Indy

Thunderbike Extreme & Ultra

QUALIFYING - STATISTICS

CLASS : U

23 Starters

Fastest Lap History

NO	NAME	LAP TIME	TIME OF DAY	LAP	VEHICLE
275	Mark WILBY	59.913	10:21:53.519	1	Suzuki GSXR1000
112	Scott WEST	59.531	10:21:54.027	1	Suzuki GSXR1000
275	Mark WILBY	57.550	10:22:51.069	2	Suzuki GSXR1000
112	Scott WEST	57.371	10:22:51.429	2	Suzuki GSXR1000
102	James FEARN	56.855	10:23:08.203	2	Suzuki GSXR1000
102	James FEARN	54.633	10:24:02.837	3	Suzuki GSXR1000
102	James FEARN	54.081	10:24:56.918	4	Suzuki GSXR1000
102	James FEARN	53.577	10:25:50.493	5	Suzuki GSXR1000
58	James SHEEHAN	53.540	10:27:55.636	7	Suzuki GSXR1000
58	James SHEEHAN	53.103	10:30:39.705	10	Suzuki GSXR1000
275	Mark WILBY	52.746	10:32:07.080	12	Suzuki GSXR1000
5	Stacey KILLWORTH	52.485	10:33:00.326	13	Suzuki GSXR 1000

BMCRC - MRO Championships 2022 - Rnd 1 @ Brands Hatch Indy

Thunderbike Extreme & Ultra

QUALIFYING - STATISTICS

CLASS : E

15 Starters

Fastest Lap History

NO	NAME	LAP TIME	TIME OF DAY	LAP	VEHICLE
51	Michael HOGARTH	1:02.081	10:21:53.959	1	Honda SP1 RC-51
51	Michael HOGARTH	59.769	10:22:53.727	2	Honda SP1 RC-51
138	James REVELEY	55.580	10:24:10.416	3	Yamaha R6
138	James REVELEY	54.611	10:25:05.028	4	Yamaha R6
138	James REVELEY	54.353	10:26:54.392	6	Yamaha R6
138	James REVELEY	54.341	10:32:25.027	12	Yamaha R6

BMCRC - MRO Championships 2022 - Rnd 1 @ Brands Hatch Indy



Thunderbike Extreme & Ultra

RACE 7 - GRID (10 Laps)



ROW 13	39		38	219	Tony COE	37	7	Seb JENKINS				
ROW 12	36	1:16.480	73	Vincent LEWIN	35	1:15.058	103	Craig GOFFORD	34	1:01.541	6	Andrew FIRTH
ROW 11	33	1:01.244	81	Kevin Van De WORP	32	1:00.671	17	Jordan KILLWORTH	31	1:00.533	460	Simon GATES
ROW 10	30	59.634	84	Ricardo BRANCO	29	58.935	46	Adrian DRAPER	28	58.899	168	Ian ASHBY
ROW 9	27	58.773	41	Paul PRICE	26	58.723	47	Daryl DANCE	25	58.085	23	Justin ROSE
ROW 8	24	57.977	80	Mark OVEL	23	57.852	21	Danny BRENNAN	22	57.761	651	Andrew MOXON
ROW 7	21	57.638	119	Simon HEALEY	20	57.354	4	Hayden KILLWORTH	19	57.254	28	David SPENCER
ROW 6	18	57.077	60	Liam McCARTER	17	57.020	24	Mark REYNOLDS	16	56.805	112	Scott WEST
ROW 5	15	56.051	48	Shaun WALLIS	14	56.043	45	Chad HASHMI	13	55.964	63	Matthew WREN
ROW 4	12	55.812	240	Andy SCANLON	11	55.233	51	Michael HOGARTH	10	54.893	13	Doug EDMONDSON
ROW 3	9	54.720	82	Matt HINNELLS	8	54.659	77	David MAY	7	54.481	20	Connor SWYER
ROW 2	6	54.341	138	James REVELEY	5	53.948	258	Ande FRIEND	4	53.577	102	James FEARN
ROW 1	3	53.103	58	James SHEEHAN	2	52.746	275	Mark WILBY	1	52.485	5	Stacey KILLWORTH
Pole												

Brands Hatch Indy: 1.2079 miles

These results are provisional until the conclusion of any judicial and technical matters.

Clerk Of Course :	Stewards :	Timekeeper : Craig Smith
-------------------	------------	--------------------------

Results can be found at www.tsl-timing.com

Printed - 10:35 Saturday, 12 March 2022



BMCRC - MRO Championships 2022 - Rnd 1 @ Brands Hatch Indy

Thunderbike Extreme & Ultra RACE 7 - CLASSIFICATION



POS	NO	CL	PIC NAME	ENTRY	LAPS	TIME	GAP	DIFF	MPH	BEST	ON
1	275	U	1 Mark WILBY	Suzuki GSXR1000 - Bandido Beer	10	8:32.146			84.90	49.854	6
2	13	U	2 Doug EDMONDSON	Yamaha R1 - Stan Stephens Tuning	10	8:43.802	11.656	11.656	83.01	51.032	8
3	45	U	3 Chad HASHMI	Suzuki GSXR1000 -	10	8:45.538	13.392	1.736	82.74	51.537	6
4	102	U	4 James FEARN	Suzuki GSXR1000 - Jwf tiling, palmer race skool, th	10	8:45.575	13.429	0.037	82.73	50.977	7
5	58	U	5 James SHEEHAN	Suzuki GSXR1000 - Sheehan Racing	10	8:46.494	14.348	0.919	82.59	51.104	7
6	77	E	1 David MAY	Suzuki GSXR 750 K1 - ELP Racing	10	8:46.932	14.786	0.438	82.52	51.652	5
7	63	U	6 Matthew WREN	Suzuki GSXR1000 - TBR performance	10	8:53.673	21.527	6.741	81.48	51.906	9
8	82	U	7 Matt HINNELLS	Yamaha R1 - BD Racing	10	8:56.726	24.580	3.053	81.02	52.298	9
9	20	U	8 Connor SWYER	Suzuki GSXR 1000 K6 - WSC Performance & lleithyr t	10	8:57.746	25.600	1.020	80.86	51.897	8
10	240	E	2 Andy SCANLON	Ducati 996 - helmet city, hel, Continental	10	8:58.435	26.289	0.689	80.76	52.284	10
11	51	E	3 Michael HOGARTH	Honda SP1 RC-51 - WHR Racing	10	9:08.648	36.502	10.213	79.26	53.413	10
12	112	U	9 Scott WEST	Suzuki GSXR1000 -	10	9:09.088	36.942	0.440	79.19	53.447	7
13	651	U	10 Andrew MOXON	Yamaha R1 - Vanguard motorsport Uckfield + DART	10	9:11.705	39.559	2.617	78.82	52.781	10
14	60	U	11 Liam McCARTER	Suzuki GSXR1000 - Katie McCarter	10	9:12.269	40.123	0.564	78.74	53.492	8
15	80	U	12 Mark OVEL	Yamaha R1 - I NEED A SPONSOR	10	9:16.289	44.143	4.020	78.17	54.168	6
16	28	E	4 David SPENCER	Suzuki GSXR 600 -	10	9:18.398	46.252	2.109	77.87	54.305	10
17	119	E	5 Simon HEALEY	Yamaha R1 - Popular Tyres Ltd / Pro Parts Ltd	10	9:18.823	46.677	0.425	77.81	54.305	6
18	48	E	6 Shaun WALLIS	Yamaha R6 - MBC Despatch Racing	10	9:19.199	47.053	0.376	77.76	53.879	7
19	41	U	13 Paul PRICE	Suzuki GSXR1000 -	10	9:19.879	47.733	0.680	77.67	54.431	6
20	17	U	14 Jordan KILLWORTH	Kawasaki ZX-10R - Skyline	10	9:19.932	47.786	0.053	77.66	53.554	9
21	460	U	15 Simon GATES	Yamaha YZF R1 - No Tallentino Racing Team FATI	10	9:20.777	48.631	0.845	77.54	53.818	7
22	21	U	16 Danny BRENNAN	Yamaha R1 -	10	9:27.391	55.245	6.614	76.64	55.214	5
23	46	E	7 Adrian DRAPER	Suzuki GSXR 750 - droopy racing uk	10	9:28.279	56.133	0.888	76.52	54.544	8
24	84	E	8 Ricardo BRANCO	Yamaha R1 - IMP Racing	9	8:32.590	1 Lap	1 Lap	76.35	54.488	9
25	23	U	17 Justin ROSE	Yamaha R1 -	9	8:33.149	1 Lap	0.559	76.26	54.617	9
26	24	E	9 Mark REYNOLDS	Aprilia MILLE -	9	8:34.976	1 Lap	1.827	75.99	55.008	9
27	168	E	10 Ian ASHBY	Triumph DAYTONA 955I -	9	8:38.089	1 Lap	3.113	75.54	55.582	6
28	81	E	11 Kevin Van De WOPR	Aprilia RSV 1000 -	9	8:39.518	1 Lap	1.429	75.33	55.878	7
29	4	U	18 Hayden KILLWORTH	Honda SK BLADE 954 - Stacey Killworth	9	8:40.011	1 Lap	0.493	75.26	55.913	7
30	103	U	19 Craig GOFFORD	Yamaha R1 4XV - Meala Racing Development BIKI	9	8:40.125	1 Lap	0.114	75.24	55.736	7
31	6	E	12 Andrew FIRTH	Yamaha YZF-R1 - LTRmotorcycles.co.uk / Palmer F	9	8:55.721	1 Lap	15.596	73.05	57.705	9

NOT CLASSIFIED

DNF	5	U	Stacey KILLWORTH	Suzuki GSXR 1000 - Greenplant/Evens	8	7:16.747	2 Laps	1 Lap	79.65	53.307	4
DNF	73	E	Vincent LEWIN	Honda CBR600F3 '98 - VINITWINRACING.CO.UK	4	4:29.995	6 Laps	4 Laps	64.42	1:04.945	4
DNF	258	U	Ande FRIEND	Kawasaki ZX10R - Flying colours Motorcycle Training	3	2:46.789	7 Laps	1 Lap	78.21	53.712	2
DNF	47	U	Daryl DANCE	Yamaha YZF R1 - 2 brothers scaffolding	2	1:50.341	8 Laps	1 Lap	78.82	51.466	2
DNF	138	E	James REVELEY	Yamaha R6 - PCN Racing	1	1:00.120	9 Laps	1 Lap	72.33		

FASTEST LAP

275	U	Mark WILBY	Suzuki GSXR1000 - Bandido Beer	6	49.854	87.22 mph	140.37 kph
77	E	David MAY	Suzuki GSXR 750 K1 - ELP Racing	5	51.652	84.19 mph	135.49 kph

Class U - 92.5% of Race Speed = 78.53 mph
Class E - 92.5% of Race Speed = 76.33 mph

Weather / Track : Cloudy / Dry

These results are provisional until the conclusion of any judicial and technical matters.

Race Distance: 10 Laps / 12.07 miles

Brands Hatch Indy: 1.2079 miles

Date: 12/03/2022 Start: 13:39 Finish: 13:48

Clerk Of Course :	Stewards :	Timekeeper : Craig Smith
-------------------	------------	--------------------------

Results can be found at www.tsl-timing.com

Printed - 13:52 Saturday, 12 March 2022



BMCRC - MRO Championships 2022 - Rnd 1 @ Brands Hatch Indy

Thunderbike Extreme & Ultra

RACE 7 - LAP CHART

LAP 1 @ 13:40:46.719

NO	BEHIND	LAP TIME
275		55.766
5	0.981	56.747
58	2.101	57.867
45	2.239	58.005
77	2.607	58.373
47	3.109	58.875
258	3.241	59.007
102	3.617	59.383
13	3.771	59.537
82	3.953	59.719
63	4.230	59.996
138	4.354	1:00.120
240	5.136	1:00.902
51	5.967	1:01.733
20	6.118	1:01.884
112	6.397	1:02.163
60	7.249	1:03.015
80	7.789	1:03.555
48	8.021	1:03.787
119	8.094	1:03.860
21	8.427	1:04.193
28	8.728	1:04.494
41	9.413	1:05.179
23	9.728	1:05.494
651	9.953	1:05.719
84	10.046	1:05.812
46	10.552	1:06.318
17	10.570	1:06.336
460	10.676	1:06.442
24	11.051	1:06.817
81	11.332	1:07.098
168	11.779	1:07.545
4	12.173	1:07.939
103	12.754	1:08.520
6	13.098	1:08.864
73	18.281	1:14.047

LAP 2 @ 13:41:37.296

NO	BEHIND	LAP TIME
275		50.577
45	3.654	51.992
47	3.998	51.466
5	4.247	53.843
77	4.784	52.754
58	4.886	53.362
13	5.450	52.256
102	6.303	53.263
258	6.376	53.712
63	6.599	52.946
82	6.699	53.323
240	8.221	53.662
20	9.249	53.708
51	10.091	54.701
112	10.186	54.366
60	12.040	55.368
80	12.239	55.027
119	12.623	55.106
28	13.919	55.768
48	14.423	56.979
41	14.570	55.734
21	14.576	56.726
651	15.528	56.152
23	16.188	57.037

17	16.468	56.475
84	16.807	57.338
460	16.887	56.788
46	17.609	57.634
24	17.912	57.438
81	18.204	57.449
168	18.516	57.314
4	19.235	57.639
103	19.652	57.475
6	21.651	59.130
73	33.330	1:05.626

LAP 3 @ 13:42:27.691

NO	BEHIND	LAP TIME
275		50.395
45	5.237	51.978
77	6.946	52.557
58	7.077	52.586
5	7.189	53.337
13	7.320	52.265
102	8.108	52.200
63	9.935	53.731
258	10.051	54.070
82	10.209	53.905
240	11.178	53.352
20	12.071	53.217
51	13.240	53.544
112	13.767	53.976
60	16.801	55.156
119	17.202	54.974
80	17.289	55.445
28	18.148	54.624
41	18.802	54.627
651	19.736	54.603
48	19.946	55.918
21	20.956	56.775
17	21.292	55.219
23	22.862	57.069
460	22.936	56.444
84	23.239	56.827
46	23.743	56.529
24	24.024	56.507
81	24.806	56.997
168	25.135	57.014
4	25.828	56.988
103	26.315	57.058
6	29.891	58.635
73	48.312	1:05.377

LAP 4 @ 13:43:18.061

NO	BEHIND	LAP TIME
275		50.370
45	7.039	52.172
13	8.229	51.279
58	8.978	52.271
77	9.140	52.564
102	10.008	52.270
5	10.126	53.307
63	11.962	52.397
82	14.051	54.212
240	14.094	53.286
20	14.800	53.099
112	16.933	53.536
51	17.280	54.410
60	20.893	54.462

80	21.583	54.664
119	22.312	55.480
28	22.801	55.023
41	23.097	54.665
651	23.850	54.484
48	24.943	55.367
21	26.591	56.005
17	26.666	55.744
460	27.936	55.370
84	29.208	56.339
23	29.550	57.058
46	30.056	56.683
24	30.211	56.557
81	31.242	56.806
168	31.666	56.901
4	32.373	56.915
103	32.697	56.752
6	38.243	58.722

LAP 5 @ 13:44:08.626

NO	BEHIND	LAP TIME
275		50.565
45	8.611	52.137
13	8.760	51.096
58	9.570	51.157
77	10.227	51.652
102	10.899	51.456
73	1 Lap	1:04.945
5	13.700	54.139
63	13.908	52.511
82	16.118	52.632
20	17.017	52.782
240	17.461	53.932
112	20.807	54.439
51	21.078	54.363
60	24.681	54.353
80	25.725	54.707
119	26.546	54.799
28	26.965	54.729
41	27.139	54.607
651	27.313	54.028
48	29.279	54.901
17	30.277	54.176
21	31.240	55.214
460	31.991	54.620
84	34.205	55.562
46	34.743	55.252
23	34.840	55.855
24	35.326	55.680
168	37.001	55.900
81	37.336	56.659
4	38.048	56.240
103	38.345	56.213
6	46.095	58.417

LAP 6 @ 13:44:58.480

NO	BEHIND	LAP TIME
275		49.854
45	10.294	51.537
13	10.357	51.451
58	11.107	51.391
77	12.106	51.733
102	12.405	51.360
63	16.736	52.682
5	18.527	54.681

82	19.043	52.779
20	19.566	52.403
240	20.784	53.177
112	25.125	54.172
51	25.491	54.267
60	29.021	54.194
80	30.039	54.168
119	30.997	54.305
41	31.716	54.431
651	32.095	54.636
28	32.797	55.686
48	33.633	54.208
17	35.378	54.955
460	36.652	54.515
21	36.834	55.448
84	39.656	55.305
46	39.975	55.086
23	40.315	55.329
24	40.931	55.459
168	42.729	55.582
81	43.540	56.058
4	44.203	56.009
103	44.445	55.954

LAP 7 @ 13:45:49.620

NO	BEHIND	LAP TIME
275		51.140
6	1 Lap	58.166
13	10.303	51.086
45	10.982	51.828
58	11.071	51.104
102	12.242	50.977
77	12.708	51.742
63	17.820	52.224
82	20.683	52.780
20	22.014	53.588
240	22.213	52.569
5	22.400	55.013
112	27.432	53.447
51	27.957	53.606
60	31.665	53.784
80	33.588	54.689
651	34.130	53.175
119	35.247	55.390
41	35.773	55.197
28	36.065	54.408
48	36.372	53.879
17	38.800	54.562
460	39.330	53.818
21	41.271	55.577
46	43.622	54.787
84	44.421	55.905
23	44.605	55.430
24	45.382	55.591
168	47.587	55.998
81	48.278	55.878
4	48.976	55.913
103	49.041	55.736

LAP 8 @ 13:46:39.732

NO	BEHIND	LAP TIME
275		50.112
6	1 Lap	57.965
13	11.223	51.032
45	13.026	52.156

58	13.106	52.147
102	13.326	51.196
77	14.385	51.789
63	20.236	52.528
82	23.297	52.726
20	23.799	51.897
240	24.754	52.653
5	27.968	55.680
112	31.891	54.571
51	32.257	54.412
60	35.045	53.492
651	36.930	52.912
80	38.205	54.729
119	40.033	54.898
41	40.248	54.587
28	40.675	54.722
48	41.040	54.780
17	43.257	54.569
460	43.758	54.540
21	46.719	55.560
46	48.054	54.544
84	49.323	55.014
23	49.753	55.260
24	51.189	55.919

LAP 9 @ 13:47:31.329

NO	BEHIND	LAP TIME
275		51.597
168	1 Lap	55.994
81	1 Lap	56.305
4	1 Lap	56.133
103	1 Lap	56.288
13	10.761	51.135
102	13.312	51.583
45	13.382	51.953
58	14.347	52.838
77	14.755	51.967
6	1 Lap	58.117
63	20.545	51.906
82	23.998	52.298
20	24.838	52.636
240	25.775	52.618
112	34.533	54.239
51	34.859	54.199
60	37.029	53.581
651	38.548	53.215
80	41.439	54.831
119	43.569	55.133
28	43.717	54.639
41	44.712	56.061
48	44.825	55.382
17	45.214	53.554
460	46.327	54.166
21	51.383	56.261
46	51.735	55.278

LAP 10 @ 13:48:23.099

NO	BEHIND	LAP TIME
275		51.770
84	1 Lap	54.488
23	1 Lap	54.617
24	1 Lap	55.008
168	1 Lap	55.841
81	1 Lap	56.268
4	1 Lap	56.235

BMCRC - MRO Championships 2022 - Rnd 1 @ Brands Hatch Indy

Thunderbike Extreme & Ultra

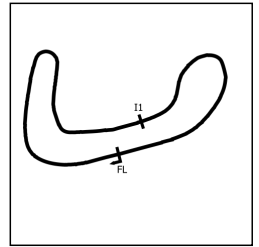
RACE 7 - LAP CHART

103	1 Lap	56.129
13	11.656	52.665
45	13.392	51.780
102	13.429	51.887
58	14.348	51.771
77	14.786	51.801
63	21.527	52.752
6	1 Lap	57.705
82	24.580	52.352
20	25.600	52.532
240	26.289	52.284
51	36.502	53.413
112	36.942	54.179
651	39.559	52.781
60	40.123	54.864
80	44.143	54.474
28	46.252	54.305
119	46.677	54.878
48	47.053	53.998
41	47.733	54.791
17	47.786	54.342
460	48.631	54.074
21	55.245	55.632
46	56.133	56.168

BMCRC - MRO Championships 2022 - Rnd 1 @ Brands Hatch Indy

Thunderbike Extreme & Ultra

RACE 7 - SECTOR ANALYSIS



SECTOR 1 = FL to I1, SECTOR 2 = I1 to FL, DIFF = Difference To Personal Best Lap, P = Crossed Finish Line in Pit Lane, D = Time Disallowed

P1 275 U		Mark WILBY		Suzuki GSXR1000 - Bandido Beer			
IDEAL LAP TIME : 49.854		BEST LAP TIME : 49.854		DIFFERENCE : 0.000			
LAP	SECTOR 1	SECTOR 2	LAP TIME	MPH	DIFF	TIME OF DAY	
1 -		20.471	55.766	77.97	5.912	13:40:46.719	
2 -	30.450	20.127	50.577	85.97	0.723	13:41:37.296	
3 -	30.281	20.114	50.395	86.29	0.541	13:42:27.691	
4 -	30.305	20.065	50.370 (3)	86.33	0.516	13:43:18.061	
5 -	30.525	20.040	50.565	86.00	0.711	13:44:08.626	
6 -	29.834	20.020	49.854 (1)	87.22		13:44:58.480	
7 -	31.027	20.113	51.140	85.03	1.286	13:45:49.620	
8 -	30.082	20.030	50.112 (2)	86.77	0.258	13:46:39.732	
9 -	31.389	20.208	51.597	84.28	1.743	13:47:31.329	
10 -	30.939	20.831	51.770	83.99	1.916	13:48:23.099	

P2 13 U		Doug EDMONDSON		Yamaha R1 - Stan Stephens Tuning			
IDEAL LAP TIME : 50.847		BEST LAP TIME : 51.032		DIFFERENCE : 0.185			
LAP	SECTOR 1	SECTOR 2	LAP TIME	MPH	DIFF	TIME OF DAY	
1 -		21.120	59.537	73.03	8.505	13:40:50.490	
2 -	31.659	20.597	52.256	83.21	1.224	13:41:42.746	
3 -	31.310	20.955	52.265	83.20	1.233	13:42:35.011	
4 -	31.215	20.064	51.279	84.80	0.247	13:43:26.290	
5 -	30.783	20.313	51.096 (3)	85.10	0.064	13:44:17.386	
6 -	30.883	20.568	51.451	84.51	0.419	13:45:08.837	
7 -	30.836	20.250	51.086 (2)	85.12	0.054	13:45:59.923	
8 -	30.792	20.240	51.032 (1)	85.21		13:46:50.955	
9 -	30.814	20.321	51.135	85.04	0.103	13:47:42.090	
10 -	32.212	20.453	52.665	82.57	1.633	13:48:34.755	

P3 45 U		Chad HASHMI		Suzuki GSXR1000 -			
IDEAL LAP TIME : 51.354		BEST LAP TIME : 51.537		DIFFERENCE : 0.183			
LAP	SECTOR 1	SECTOR 2	LAP TIME	MPH	DIFF	TIME OF DAY	
1 -		21.020	58.005	74.96	6.468	13:40:48.958	
2 -	31.075	20.917	51.992	83.63	0.455	13:41:40.950	
3 -	31.041	20.937	51.978	83.66	0.441	13:42:32.928	
4 -	31.373	20.799	52.172	83.35	0.635	13:43:25.100	
5 -	31.256	20.881	52.137	83.40	0.600	13:44:17.237	
6 -	30.784	20.753	51.537 (1)	84.37		13:45:08.774	
7 -	31.258	20.570	51.828 (3)	83.90	0.291	13:46:00.602	
8 -	31.581	20.575	52.156	83.37	0.619	13:46:52.758	
9 -	31.255	20.698	51.953	83.70	0.416	13:47:44.711	
10 -	31.025	20.755	51.780 (2)	83.98	0.243	13:48:36.491	

P4 102 U		James FEARN		Suzuki GSXR1000 - Jwf tiling, palmer race skool, the factory			
IDEAL LAP TIME : 50.910		BEST LAP TIME : 50.977		DIFFERENCE : 0.067			
LAP	SECTOR 1	SECTOR 2	LAP TIME	MPH	DIFF	TIME OF DAY	
1 -		21.280	59.383	73.22	8.406	13:40:50.336	
2 -	32.312	20.951	53.263	81.64	2.286	13:41:43.599	
3 -	31.363	20.837	52.200	83.30	1.223	13:42:35.799	
4 -	31.620	20.650	52.270	83.19	1.293	13:43:28.069	
5 -	30.975	20.481	51.456	84.51	0.479	13:44:19.525	
6 -	31.011	20.349	51.360 (3)	84.66	0.383	13:45:10.885	
7 -	30.647	20.330	50.977 (1)	85.30		13:46:01.862	
8 -	30.933	20.263	51.196 (2)	84.94	0.219	13:46:53.058	
9 -	31.286	20.297	51.583	84.30	0.606	13:47:44.641	
10 -	31.063	20.824	51.887	83.80	0.910	13:48:36.528	

BMCRC - MRO Championships 2022 - Rnd 1 @ Brands Hatch Indy

Thunderbike Extreme & Ultra

RACE 7 - SECTOR ANALYSIS



SECTOR 1 = FL to I1, SECTOR 2 = I1 to FL, DIFF = Difference To Personal Best Lap, P = Crossed Finish Line in Pit Lane, D = Time Disallowed

P5 58 U James SHEEHAN		Suzuki GSXR1000 - Sheehan Racing				
IDEAL LAP TIME : 51.104		BEST LAP TIME : 51.104		DIFFERENCE : 0.000		
LAP	SECTOR 1	SECTOR 2	LAP TIME	MPH	DIFF	TIME OF DAY
1 -		21.087	57.867	75.14	6.763	13:40:48.820
2 -	32.124	21.238	53.362	81.49	2.258	13:41:42.182
3 -	31.659	20.927	52.586	82.69	1.482	13:42:34.768
4 -	31.582	20.689	52.271	83.19	1.167	13:43:27.039
5 -	30.813	20.344	51.157 (2)	85.00	0.053	13:44:18.196
6 -	31.037	20.354	51.391 (3)	84.61	0.287	13:45:09.587
7 -	30.802	20.302	51.104 (1)	85.09		13:46:00.691
8 -	31.542	20.605	52.147	83.39	1.043	13:46:52.838
9 -	31.757	21.081	52.838	82.30	1.734	13:47:45.676
10 -	31.141	20.630	51.771	83.99	0.667	13:48:37.447

P6 77 E David MAY		Suzuki GSXR 750 K1 - ELP Racing				
IDEAL LAP TIME : 51.586		BEST LAP TIME : 51.652		DIFFERENCE : 0.066		
LAP	SECTOR 1	SECTOR 2	LAP TIME	MPH	DIFF	TIME OF DAY
1 -		21.056	58.373	74.49	6.721	13:40:49.326
2 -	31.963	20.791	52.754	82.43	1.102	13:41:42.080
3 -	31.505	21.052	52.557	82.74	0.905	13:42:34.637
4 -	32.034	20.530	52.564	82.72	0.912	13:43:27.201
5 -	31.245	20.407	51.652 (1)	84.19		13:44:18.853
6 -	31.281	20.452	51.733 (2)	84.05	0.081	13:45:10.586
7 -	31.355	20.387	51.742 (3)	84.04	0.090	13:46:02.328
8 -	31.448	20.341	51.789	83.96	0.137	13:46:54.117
9 -	31.492	20.475	51.967	83.68	0.315	13:47:46.084
10 -	31.398	20.403	51.801	83.94	0.149	13:48:37.885

P7 63 U Matthew WREN		Suzuki GSXR1000 - TBR performance				
IDEAL LAP TIME : 51.816		BEST LAP TIME : 51.906		DIFFERENCE : 0.090		
LAP	SECTOR 1	SECTOR 2	LAP TIME	MPH	DIFF	TIME OF DAY
1 -		20.881	59.996	72.48	8.090	13:40:50.949
2 -	31.972	20.974	52.946	82.13	1.040	13:41:43.895
3 -	32.406	21.325	53.731	80.93	1.825	13:42:37.626
4 -	31.980	20.417	52.397 (3)	82.99	0.491	13:43:30.023
5 -	31.909	20.602	52.511	82.81	0.605	13:44:22.534
6 -	31.890	20.792	52.682	82.54	0.776	13:45:15.216
7 -	31.574	20.650	52.224 (2)	83.26	0.318	13:46:07.440
8 -	31.836	20.692	52.528	82.78	0.622	13:46:59.968
9 -	31.399	20.507	51.906 (1)	83.77		13:47:51.874
10 -	31.895	20.857	52.752	82.43	0.846	13:48:44.626

P8 82 U Matt HINNELLS		Yamaha R1 - BD Racing				
IDEAL LAP TIME : 52.298		BEST LAP TIME : 52.298		DIFFERENCE : 0.000		
LAP	SECTOR 1	SECTOR 2	LAP TIME	MPH	DIFF	TIME OF DAY
1 -		20.873	59.719	72.81	7.421	13:40:50.672
2 -	32.274	21.049	53.323	81.55	1.025	13:41:43.995
3 -	32.862	21.043	53.905	80.67	1.607	13:42:37.900
4 -	33.290	20.922	54.212	80.21	1.914	13:43:32.112
5 -	31.872	20.760	52.632 (3)	82.62	0.334	13:44:24.744
6 -	32.098	20.681	52.779	82.39	0.481	13:45:17.523
7 -	32.074	20.706	52.780	82.39	0.482	13:46:10.303
8 -	31.867	20.859	52.726	82.47	0.428	13:47:03.029
9 -	31.682	20.616	52.298 (1)	83.15		13:47:55.327
10 -	31.725	20.627	52.352 (2)	83.06	0.054	13:48:47.679

BMCRC - MRO Championships 2022 - Rnd 1 @ Brands Hatch Indy

Thunderbike Extreme & Ultra

RACE 7 - SECTOR ANALYSIS



SECTOR 1 = FL to I1, SECTOR 2 = I1 to FL, DIFF = Difference To Personal Best Lap, P = Crossed Finish Line in Pit Lane, D = Time Disallowed

P9		20 U		Connor SWYER		Suzuki GSXR 1000 K6 - WSC Performace & lleithyr farm	
IDEAL LAP TIME : 51.794		BEST LAP TIME : 51.897		DIFFERENCE : 0.103			
LAP	SECTOR 1	SECTOR 2	LAP TIME	MPH	DIFF	TIME OF DAY	
1 -		21.677	1:01.884	70.26	9.987	13:40:52.837	
2 -	32.391	21.317	53.708	80.96	1.811	13:41:46.545	
3 -	31.811	21.406	53.217	81.71	1.320	13:42:39.762	
4 -	31.821	21.278	53.099	81.89	1.202	13:43:32.861	
5 -	31.803	20.979	52.782	82.38	0.885	13:44:25.643	
6 -	31.729	20.674	52.403 (2)	82.98	0.506	13:45:18.046	
7 -	32.158	21.430	53.588	81.14	1.691	13:46:11.634	
8 -	31.120	20.777	51.897 (1)	83.79		13:47:03.531	
9 -	31.665	20.971	52.636	82.61	0.739	13:47:56.167	
10 -	31.720	20.812	52.532 (3)	82.78	0.635	13:48:48.699	

P10		240 E		Andy SCANLON		Ducati 996 - helmet city, hel, Continental	
IDEAL LAP TIME : 52.236		BEST LAP TIME : 52.284		DIFFERENCE : 0.048			
LAP	SECTOR 1	SECTOR 2	LAP TIME	MPH	DIFF	TIME OF DAY	
1 -		21.448	1:00.902	71.40	8.618	13:40:51.855	
2 -	32.335	21.327	53.662	81.03	1.378	13:41:45.517	
3 -	32.278	21.074	53.352	81.50	1.068	13:42:38.869	
4 -	32.165	21.121	53.286	81.60	1.002	13:43:32.155	
5 -	32.818	21.114	53.932	80.63	1.648	13:44:26.087	
6 -	32.424	20.753	53.177	81.77	0.893	13:45:19.264	
7 -	31.639	20.930	52.569 (2)	82.72	0.285	13:46:11.833	
8 -	31.832	20.821	52.653	82.58	0.369	13:47:04.486	
9 -	31.793	20.825	52.618 (3)	82.64	0.334	13:47:57.104	
10 -	31.483	20.801	52.284 (1)	83.17		13:48:49.388	

P11		51 E		Michael HOGARTH		Honda SP1 RC-51 - WHR Racing	
IDEAL LAP TIME : 53.362		BEST LAP TIME : 53.413		DIFFERENCE : 0.051			
LAP	SECTOR 1	SECTOR 2	LAP TIME	MPH	DIFF	TIME OF DAY	
1 -		21.716	1:01.733	70.44	8.320	13:40:52.686	
2 -	33.166	21.535	54.701	79.49	1.288	13:41:47.387	
3 -	32.227	21.317	53.544 (2)	81.21	0.131	13:42:40.931	
4 -	32.325	22.085	54.410	79.92	0.997	13:43:35.341	
5 -	33.181	21.182	54.363	79.99	0.950	13:44:29.704	
6 -	32.507	21.760	54.267	80.13	0.854	13:45:23.971	
7 -	32.264	21.342	53.606 (3)	81.12	0.193	13:46:17.577	
8 -	32.817	21.595	54.412	79.91	0.999	13:47:11.989	
9 -	32.644	21.555	54.199	80.23	0.786	13:48:06.188	
10 -	32.278	21.135	53.413 (1)	81.41		13:48:59.601	

P12		112 U		Scott WEST		Suzuki GSXR1000 -	
IDEAL LAP TIME : 53.269		BEST LAP TIME : 53.447		DIFFERENCE : 0.178			
LAP	SECTOR 1	SECTOR 2	LAP TIME	MPH	DIFF	TIME OF DAY	
1 -		21.313	1:02.163	69.95	8.716	13:40:53.116	
2 -	33.038	21.328	54.366	79.98	0.919	13:41:47.482	
3 -	32.989	20.987	53.976 (3)	80.56	0.529	13:42:41.458	
4 -	32.557	20.979	53.536 (2)	81.22	0.089	13:43:34.994	
5 -	33.270	21.169	54.439	79.88	0.992	13:44:29.433	
6 -	32.587	21.585	54.172	80.27	0.725	13:45:23.605	
7 -	32.290	21.157	53.447 (1)	81.36		13:46:17.052	
8 -	33.057	21.514	54.571	79.68	1.124	13:47:11.623	
9 -	32.673	21.566	54.239	80.17	0.792	13:48:05.862	
10 -	33.062	21.117	54.179	80.26	0.732	13:49:00.041	

BMCRC - MRO Championships 2022 - Rnd 1 @ Brands Hatch Indy

Thunderbike Extreme & Ultra

RACE 7 - SECTOR ANALYSIS



SECTOR 1 = FL to I1, SECTOR 2 = I1 to FL, DIFF = Difference To Personal Best Lap, P = Crossed Finish Line in Pit Lane, D = Time Disallowed

P13 651 U		Andrew MOXON		Yamaha R1 - Vanguard motorsport Uckfield + DART Motorsport			
IDEAL LAP TIME : 52.676		BEST LAP TIME : 52.781		DIFFERENCE : 0.105			
LAP	SECTOR 1	SECTOR 2	LAP TIME	MPH	DIFF	TIME OF DAY	
1 -		23.524	1:05.719	66.16	12.938	13:40:56.672	
2 -	34.036	22.116	56.152	77.44	3.371	13:41:52.824	
3 -	32.862	21.741	54.603	79.64	1.822	13:42:47.427	
4 -	32.844	21.640	54.484	79.81	1.703	13:43:41.911	
5 -	32.870	21.158	54.028	80.48	1.247	13:44:35.939	
6 -	33.285	21.351	54.636	79.59	1.855	13:45:30.575	
7 -	32.110	21.065	53.175 (3)	81.77	0.394	13:46:23.750	
8 -	31.745	21.167	52.912 (2)	82.18	0.131	13:47:16.662	
9 -	32.029	21.186	53.215	81.71	0.434	13:48:09.877	
10 -	31.850	20.931	52.781 (1)	82.38		13:49:02.658	

P14 60 U		Liam McCARTER		Suzuki GSXR1000 - Katie McCarter			
IDEAL LAP TIME : 53.315		BEST LAP TIME : 53.492		DIFFERENCE : 0.177			
LAP	SECTOR 1	SECTOR 2	LAP TIME	MPH	DIFF	TIME OF DAY	
1 -		21.899	1:03.015	69.00	9.523	13:40:53.968	
2 -	33.480	21.888	55.368	78.54	1.876	13:41:49.336	
3 -	33.173	21.983	55.156	78.84	1.664	13:42:44.492	
4 -	32.963	21.499	54.462	79.84	0.970	13:43:38.954	
5 -	32.936	21.417	54.353	80.00	0.861	13:44:33.307	
6 -	32.936	21.258	54.194	80.24	0.702	13:45:27.501	
7 -	32.677	21.107	53.784 (3)	80.85	0.292	13:46:21.285	
8 -	32.487	21.005	53.492 (1)	81.29		13:47:14.777	
9 -	32.310	21.271	53.581 (2)	81.15	0.089	13:48:08.358	
10 -	32.952	21.912	54.864	79.26	1.372	13:49:03.222	

P15 80 U		Mark OVEL		Yamaha R1 - I NEED A SPONSOR			
IDEAL LAP TIME : 54.168		BEST LAP TIME : 54.168		DIFFERENCE : 0.000			
LAP	SECTOR 1	SECTOR 2	LAP TIME	MPH	DIFF	TIME OF DAY	
1 -		22.365	1:03.555	68.42	9.387	13:40:54.508	
2 -	33.468	21.559	55.027	79.02	0.859	13:41:49.535	
3 -	33.824	21.621	55.445	78.43	1.277	13:42:44.980	
4 -	33.238	21.426	54.664 (3)	79.55	0.496	13:43:39.644	
5 -	33.451	21.256	54.707	79.48	0.539	13:44:34.351	
6 -	32.915	21.253	54.168 (1)	80.27		13:45:28.519	
7 -	33.195	21.494	54.689	79.51	0.521	13:46:23.208	
8 -	33.113	21.616	54.729	79.45	0.561	13:47:17.937	
9 -	33.305	21.526	54.831	79.30	0.663	13:48:12.768	
10 -	32.970	21.504	54.474 (2)	79.82	0.306	13:49:07.242	

P16 28 E		David SPENCER		Suzuki GSXR 600 -			
IDEAL LAP TIME : 54.209		BEST LAP TIME : 54.305		DIFFERENCE : 0.096			
LAP	SECTOR 1	SECTOR 2	LAP TIME	MPH	DIFF	TIME OF DAY	
1 -		22.143	1:04.494	67.42	10.189	13:40:55.447	
2 -	33.713	22.055	55.768	77.97	1.463	13:41:51.215	
3 -	32.990	21.634	54.624 (3)	79.60	0.319	13:42:45.839	
4 -	33.178	21.845	55.023	79.03	0.718	13:43:40.862	
5 -	33.312	21.417	54.729	79.45	0.424	13:44:35.591	
6 -	34.025	21.661	55.686	78.09	1.381	13:45:31.277	
7 -	33.051	21.357	54.408 (2)	79.92	0.103	13:46:25.685	
8 -	33.393	21.329	54.722	79.46	0.417	13:47:20.407	
9 -	33.347	21.292	54.639	79.58	0.334	13:48:15.046	
10 -	33.086	21.219	54.305 (1)	80.07		13:49:09.351	

BMCRC - MRO Championships 2022 - Rnd 1 @ Brands Hatch Indy

Thunderbike Extreme & Ultra

RACE 7 - SECTOR ANALYSIS



SECTOR 1 = FL to I1, SECTOR 2 = I1 to FL, DIFF = Difference To Personal Best Lap, P = Crossed Finish Line in Pit Lane, D = Time Disallowed

P17 119 E		Simon HEALEY		Yamaha R1 - Popular Tyres Ltd / Pro Parts Ltd			
IDEAL LAP TIME : 54.272		BEST LAP TIME : 54.305		DIFFERENCE : 0.033			
LAP	SECTOR 1	SECTOR 2	LAP TIME	MPH	DIFF	TIME OF DAY	
1 -		22.151	1:03.860	68.09	9.555	13:40:54.813	
2 -	33.585	21.521	55.106	78.91	0.801	13:41:49.919	
3 -	33.124	21.850	54.974	79.10	0.669	13:42:44.893	
4 -	33.930	21.550	55.480	78.38	1.175	13:43:40.373	
5 -	33.486	21.313	54.799 (2)	79.35	0.494	13:44:35.172	
6 -	32.959	21.346	54.305 (1)	80.07		13:45:29.477	
7 -	33.766	21.624	55.390	78.50	1.085	13:46:24.867	
8 -	33.278	21.620	54.898	79.21	0.593	13:47:19.765	
9 -	33.293	21.840	55.133	78.87	0.828	13:48:14.898	
10 -	33.522	21.356	54.878 (3)	79.24	0.573	13:49:09.776	

P18 48 E		Shaun WALLIS		Yamaha R6 - MBC Despatch Racing			
IDEAL LAP TIME : 53.813		BEST LAP TIME : 53.879		DIFFERENCE : 0.066			
LAP	SECTOR 1	SECTOR 2	LAP TIME	MPH	DIFF	TIME OF DAY	
1 -		22.858	1:03.787	68.17	9.908	13:40:54.740	
2 -	34.250	22.729	56.979	76.31	3.100	13:41:51.719	
3 -	33.522	22.396	55.918	77.76	2.039	13:42:47.637	
4 -	33.283	22.084	55.367	78.54	1.488	13:43:43.004	
5 -	33.228	21.673	54.901	79.20	1.022	13:44:37.905	
6 -	32.576	21.632	54.208 (3)	80.22	0.329	13:45:32.113	
7 -	32.642	21.237	53.879 (1)	80.71		13:46:25.992	
8 -	33.328	21.452	54.780	79.38	0.901	13:47:20.772	
9 -	33.453	21.929	55.382	78.52	1.503	13:48:16.154	
10 -	32.726	21.272	53.998 (2)	80.53	0.119	13:49:10.152	

P19 41 U		Paul PRICE		Suzuki GSXR1000 -			
IDEAL LAP TIME : 54.299		BEST LAP TIME : 54.431		DIFFERENCE : 0.132			
LAP	SECTOR 1	SECTOR 2	LAP TIME	MPH	DIFF	TIME OF DAY	
1 -		22.668	1:05.179	66.71	10.748	13:40:56.132	
2 -	33.889	21.845	55.734	78.02	1.303	13:41:51.866	
3 -	33.088	21.539	54.627	79.60	0.196	13:42:46.493	
4 -	33.046	21.619	54.665	79.55	0.234	13:43:41.158	
5 -	33.335	21.272	54.607 (3)	79.63	0.176	13:44:35.765	
6 -	33.178	21.253	54.431 (1)	79.89		13:45:30.196	
7 -	33.534	21.663	55.197	78.78	0.766	13:46:25.393	
8 -	33.286	21.301	54.587 (2)	79.66	0.156	13:47:19.980	
9 -	34.060	22.001	56.061	77.56	1.630	13:48:16.041	
10 -	33.422	21.369	54.791	79.36	0.360	13:49:10.832	

P20 17 U		Jordan KILLWORTH		Kawasaki ZX-10R - Skyline			
IDEAL LAP TIME : 53.554		BEST LAP TIME : 53.554		DIFFERENCE : 0.000			
LAP	SECTOR 1	SECTOR 2	LAP TIME	MPH	DIFF	TIME OF DAY	
1 -		23.306	1:06.336	65.55	12.782	13:40:57.289	
2 -	33.775	22.700	56.475	77.00	2.921	13:41:53.764	
3 -	33.365	21.854	55.219	78.75	1.665	13:42:48.983	
4 -	33.908	21.836	55.744	78.01	2.190	13:43:44.727	
5 -	32.697	21.479	54.176 (2)	80.26	0.622	13:44:38.903	
6 -	33.144	21.811	54.955	79.13	1.401	13:45:33.858	
7 -	33.076	21.486	54.562	79.70	1.008	13:46:28.420	
8 -	33.222	21.347	54.569	79.69	1.015	13:47:22.989	
9 -	32.280	21.274	53.554 (1)	81.20		13:48:16.543	
10 -	32.912	21.430	54.342 (3)	80.02	0.788	13:49:10.885	

BMCRC - MRO Championships 2022 - Rnd 1 @ Brands Hatch Indy

Thunderbike Extreme & Ultra

RACE 7 - SECTOR ANALYSIS



SECTOR 1 = FL to I1, SECTOR 2 = I1 to FL, DIFF = Difference To Personal Best Lap, P = Crossed Finish Line in Pit Lane, D = Time Disallowed

P21 460 U		Simon GATES		Yamaha YZF R1 - No Tallentino Racing Team FATI			
IDEAL LAP TIME : 53.818		BEST LAP TIME : 53.818		DIFFERENCE : 0.000			
LAP	SECTOR 1	SECTOR 2	LAP TIME	MPH	DIFF	TIME OF DAY	
1 -		23.278	1:06.442	65.44	12.624	13:40:57.395	
2 -	33.992	22.796	56.788	76.57	2.970	13:41:54.183	
3 -	34.335	22.109	56.444	77.04	2.626	13:42:50.627	
4 -	33.727	21.643	55.370	78.53	1.552	13:43:45.997	
5 -	33.094	21.526	54.620	79.61	0.802	13:44:40.617	
6 -	33.003	21.512	54.515	79.76	0.697	13:45:35.132	
7 -	32.778	21.040	53.818 (1)	80.80		13:46:28.950	
8 -	33.204	21.336	54.540	79.73	0.722	13:47:23.490	
9 -	32.996	21.170	54.166 (3)	80.28	0.348	13:48:17.656	
10 -	32.826	21.248	54.074 (2)	80.41	0.256	13:49:11.730	

P22 21 U		Danny BRENNAN		Yamaha R1 -			
IDEAL LAP TIME : 55.016		BEST LAP TIME : 55.214		DIFFERENCE : 0.198			
LAP	SECTOR 1	SECTOR 2	LAP TIME	MPH	DIFF	TIME OF DAY	
1 -		22.237	1:04.193	67.74	8.979	13:40:55.146	
2 -	34.523	22.203	56.726	76.65	1.512	13:41:51.872	
3 -	34.520	22.255	56.775	76.59	1.561	13:42:48.647	
4 -	34.054	21.951	56.005	77.64	0.791	13:43:44.652	
5 -	33.693	21.521	55.214 (1)	78.75		13:44:39.866	
6 -	33.503	21.945	55.448 (2)	78.42	0.234	13:45:35.314	
7 -	33.877	21.700	55.577	78.24	0.363	13:46:30.891	
8 -	33.495	22.065	55.560 (3)	78.26	0.346	13:47:26.451	
9 -	34.224	22.037	56.261	77.29	1.047	13:48:22.712	
10 -	33.639	21.993	55.632	78.16	0.418	13:49:18.344	

P23 46 E		Adrian DRAPER		Suzuki GSXR 750 - droopy racing uk			
IDEAL LAP TIME : 54.544		BEST LAP TIME : 54.544		DIFFERENCE : 0.000			
LAP	SECTOR 1	SECTOR 2	LAP TIME	MPH	DIFF	TIME OF DAY	
1 -		23.123	1:06.318	65.57	11.774	13:40:57.271	
2 -	34.755	22.879	57.634	75.45	3.090	13:41:54.905	
3 -	33.992	22.537	56.529	76.92	1.985	13:42:51.434	
4 -	34.290	22.393	56.683	76.71	2.139	13:43:48.117	
5 -	33.068	22.184	55.252	78.70	0.708	13:44:43.369	
6 -	33.176	21.910	55.086 (3)	78.94	0.542	13:45:38.455	
7 -	33.073	21.714	54.787 (2)	79.37	0.243	13:46:33.242	
8 -	32.933	21.611	54.544 (1)	79.72		13:47:27.786	
9 -	33.089	22.189	55.278	78.66	0.734	13:48:23.064	
10 -	33.751	22.417	56.168	77.42	1.624	13:49:19.232	

P24 84 E		Ricardo BRANCO		Yamaha R1 - IMP Racing			
IDEAL LAP TIME : 54.488		BEST LAP TIME : 54.488		DIFFERENCE : 0.000			
LAP	SECTOR 1	SECTOR 2	LAP TIME	MPH	DIFF	TIME OF DAY	
1 -		23.146	1:05.812	66.07	11.324	13:40:56.765	
2 -	34.564	22.774	57.338	75.84	2.850	13:41:54.103	
3 -	34.537	22.290	56.827	76.52	2.339	13:42:50.930	
4 -	34.279	22.060	56.339	77.18	1.851	13:43:47.269	
5 -	33.497	22.065	55.562	78.26	1.074	13:44:42.831	
6 -	33.134	22.171	55.305 (3)	78.62	0.817	13:45:38.136	
7 -	33.978	21.927	55.905	77.78	1.417	13:46:34.041	
8 -	33.168	21.846	55.014 (2)	79.04	0.526	13:47:29.055	
9 -	32.881	21.607	54.488 (1)	79.80		13:48:23.543	

BMCRC - MRO Championships 2022 - Rnd 1 @ Brands Hatch Indy

Thunderbike Extreme & Ultra

RACE 7 - SECTOR ANALYSIS



SECTOR 1 = FL to I1, SECTOR 2 = I1 to FL, DIFF = Difference To Personal Best Lap, P = Crossed Finish Line in Pit Lane, D = Time Disallowed

P25 23 U		Justin ROSE		Yamaha R1 -			
IDEAL LAP TIME : 54.617		BEST LAP TIME : 54.617		DIFFERENCE : 0.000			
LAP	SECTOR 1	SECTOR 2	LAP TIME	MPH	DIFF	TIME OF DAY	
1 -		23.123	1:05.494	66.39	10.877	13:40:56.447	
2 -	34.479	22.558	57.037	76.24	2.420	13:41:53.484	
3 -	34.807	22.262	57.069	76.19	2.452	13:42:50.553	
4 -	34.872	22.186	57.058	76.21	2.441	13:43:47.611	
5 -	34.129	21.726	55.855	77.85	1.238	13:44:43.466	
6 -	33.704	21.625	55.329 (3)	78.59	0.712	13:45:38.795	
7 -	33.621	21.809	55.430	78.45	0.813	13:46:34.225	
8 -	33.558	21.702	55.260 (2)	78.69	0.643	13:47:29.485	
9 -	33.320	21.297	54.617 (1)	79.61		13:48:24.102	

P26 24 E		Mark REYNOLDS		Aprilia MILLE -			
IDEAL LAP TIME : 54.916		BEST LAP TIME : 55.008		DIFFERENCE : 0.092			
LAP	SECTOR 1	SECTOR 2	LAP TIME	MPH	DIFF	TIME OF DAY	
1 -		23.270	1:06.817	65.08	11.809	13:40:57.770	
2 -	34.550	22.888	57.438	75.70	2.430	13:41:55.208	
3 -	34.107	22.400	56.507	76.95	1.499	13:42:51.715	
4 -	34.024	22.533	56.557	76.88	1.549	13:43:48.272	
5 -	33.681	21.999	55.680	78.09	0.672	13:44:43.952	
6 -	33.388	22.071	55.459 (2)	78.41	0.451	13:45:39.411	
7 -	33.484	22.107	55.591 (3)	78.22	0.583	13:46:35.002	
8 -	33.983	21.936	55.919	77.76	0.911	13:47:30.921	
9 -	33.480	21.528	55.008 (1)	79.05		13:48:25.929	

P27 168 E		Ian ASHBY		Triumph DAYTONA 955I -			
IDEAL LAP TIME : 55.582		BEST LAP TIME : 55.582		DIFFERENCE : 0.000			
LAP	SECTOR 1	SECTOR 2	LAP TIME	MPH	DIFF	TIME OF DAY	
1 -		23.162	1:07.545	64.38	11.963	13:40:58.498	
2 -	34.416	22.898	57.314	75.87	1.732	13:41:55.812	
3 -	34.401	22.613	57.014	76.27	1.432	13:42:52.826	
4 -	34.801	22.100	56.901	76.42	1.319	13:43:49.727	
5 -	33.740	22.160	55.900 (3)	77.79	0.318	13:44:45.627	
6 -	33.601	21.981	55.582 (1)	78.23		13:45:41.209	
7 -	33.742	22.256	55.998	77.65	0.416	13:46:37.207	
8 -	34.002	21.992	55.994	77.66	0.412	13:47:33.201	
9 -	33.684	22.157	55.841 (2)	77.87	0.259	13:48:29.042	

P28 81 E		Kevin Van De WORP		Aprilia RSV 1000 -			
IDEAL LAP TIME : 55.696		BEST LAP TIME : 55.878		DIFFERENCE : 0.182			
LAP	SECTOR 1	SECTOR 2	LAP TIME	MPH	DIFF	TIME OF DAY	
1 -		23.224	1:07.098	64.80	11.220	13:40:58.051	
2 -	34.705	22.744	57.449	75.69	1.571	13:41:55.500	
3 -	34.517	22.480	56.997	76.29	1.119	13:42:52.497	
4 -	34.616	22.190	56.806	76.55	0.928	13:43:49.303	
5 -	34.316	22.343	56.659	76.75	0.781	13:44:45.962	
6 -	34.078	21.980	56.058 (2)	77.57	0.180	13:45:42.020	
7 -	33.716	22.162	55.878 (1)	77.82		13:46:37.898	
8 -	34.234	22.071	56.305	77.23	0.427	13:47:34.203	
9 -	34.160	22.108	56.268 (3)	77.28	0.390	13:48:30.471	

BMCR - MRO Championships 2022 - Rnd 1 @ Brands Hatch Indy

Thunderbike Extreme & Ultra

RACE 7 - SECTOR ANALYSIS



SECTOR 1 = FL to I1, SECTOR 2 = I1 to FL, DIFF = Difference To Personal Best Lap, P = Crossed Finish Line in Pit Lane, D = Time Disallowed

P29		4 U		Hayden KILLWORTH		Honda SK BLADE 954 - Stacey Killworth	
IDEAL LAP TIME : 55.806		BEST LAP TIME : 55.913		DIFFERENCE : 0.107			
LAP	SECTOR 1	SECTOR 2	LAP TIME	MPH	DIFF	TIME OF DAY	
1 -		23.774	1:07.939	64.00	12.026	13:40:58.892	
2 -	34.625	23.014	57.639	75.44	1.726	13:41:56.531	
3 -	34.025	22.963	56.988	76.30	1.075	13:42:53.519	
4 -	34.198	22.717	56.915	76.40	1.002	13:43:50.434	
5 -	33.747	22.493	56.240	77.32	0.327	13:44:46.674	
6 -	33.789	22.220	56.009 (2)	77.64	0.096	13:45:42.683	
7 -	33.658	22.255	55.913 (1)	77.77		13:46:38.596	
8 -	33.985	22.148	56.133 (3)	77.46	0.220	13:47:34.729	
9 -	33.827	22.408	56.235	77.32	0.322	13:48:30.964	

P30		103 U		Craig GOFFORD		Yamaha R1 4XV - Meala Racing Development BIKEMOTO	
IDEAL LAP TIME : 55.736		BEST LAP TIME : 55.736		DIFFERENCE : 0.000			
LAP	SECTOR 1	SECTOR 2	LAP TIME	MPH	DIFF	TIME OF DAY	
1 -		23.325	1:08.520	63.46	12.784	13:40:59.473	
2 -	34.456	23.019	57.475	75.66	1.739	13:41:56.948	
3 -	34.405	22.653	57.058	76.21	1.322	13:42:54.006	
4 -	34.415	22.337	56.752	76.62	1.016	13:43:50.758	
5 -	34.156	22.057	56.213	77.35	0.477	13:44:46.971	
6 -	33.838	22.116	55.954 (2)	77.71	0.218	13:45:42.925	
7 -	33.770	21.966	55.736 (1)	78.02		13:46:38.661	
8 -	34.321	21.967	56.288	77.25	0.552	13:47:34.949	
9 -	33.969	22.160	56.129 (3)	77.47	0.393	13:48:31.078	

P31		6 E		Andrew FIRTH		Yamaha YZF-R1 - LTRmotorcycles.co.uk / Palmer Race Skool /	
IDEAL LAP TIME : 57.634		BEST LAP TIME : 57.705		DIFFERENCE : 0.071			
LAP	SECTOR 1	SECTOR 2	LAP TIME	MPH	DIFF	TIME OF DAY	
1 -		24.166	1:08.864	63.14	11.159	13:40:59.817	
2 -	35.650	23.480	59.130	73.54	1.425	13:41:58.947	
3 -	35.322	23.313	58.635	74.16	0.930	13:42:57.582	
4 -	35.513	23.209	58.722	74.05	1.017	13:43:56.304	
5 -	35.194	23.223	58.417	74.44	0.712	13:44:54.721	
6 -	35.426	22.740	58.166	74.76	0.461	13:45:52.887	
7 -	34.996	22.969	57.965 (2)	75.02	0.260	13:46:50.852	
8 -	35.396	22.721	58.117 (3)	74.82	0.412	13:47:48.969	
9 -	35.067	22.638	57.705 (1)	75.35		13:48:46.674	

P32		5 U		Stacey KILLWORTH		Suzuki GSXR 1000 - Greenplant/Everns	
IDEAL LAP TIME : 52.833		BEST LAP TIME : 53.307		DIFFERENCE : 0.474			
LAP	SECTOR 1	SECTOR 2	LAP TIME	MPH	DIFF	TIME OF DAY	
1 -		20.884	56.747	76.63	3.440	13:40:47.700	
2 -	32.352	21.491	53.843 (3)	80.76	0.536	13:41:41.543	
3 -	31.949	21.388	53.337 (2)	81.53	0.030	13:42:34.880	
4 -	32.227	21.080	53.307 (1)	81.57		13:43:28.187	
5 -	32.448	21.691	54.139	80.32	0.832	13:44:22.326	
6 -	32.949	21.732	54.681	79.52	1.374	13:45:17.007	
7 -	32.694	22.319	55.013	79.04	1.706	13:46:12.020	
8 -	33.257	22.423	55.680	78.09	2.373	13:47:07.700	

P33		73 E		Vincent LEWIN		Honda CBR600F3 '98 - VINITWINRACING.CO.UK	
IDEAL LAP TIME : 1:03.160		BEST LAP TIME : 1:04.945		DIFFERENCE : 1.785			
LAP	SECTOR 1	SECTOR 2	LAP TIME	MPH	DIFF	TIME OF DAY	
1 -		25.158	1:14.047	58.72	9.102	13:41:05.000	
2 -	38.651	26.975	1:05.626 (3)	66.26	0.681	13:42:10.626	
3 -	39.409	25.968	1:05.377 (2)	66.51	0.432	13:43:16.003	
4 -	38.002	26.943	1:04.945 (1)	66.95		13:44:20.948	

BMCRC - MRO Championships 2022 - Rnd 1 @ Brands Hatch Indy

Thunderbike Extreme & Ultra

RACE 7 - SECTOR ANALYSIS



SECTOR 1 = FL to I1, SECTOR 2 = I1 to FL, DIFF = Difference To Personal Best Lap, P = Crossed Finish Line in Pit Lane, D = Time Disallowed

P34	258 U	Ande FRIEND	Kawasaki ZX10R - Flying colours Motorcycle Training			
IDEAL LAP TIME : 53.696		BEST LAP TIME : 53.712	DIFFERENCE : 0.016			

LAP	SECTOR 1	SECTOR 2	LAP TIME	MPH	DIFF	TIME OF DAY
1 -		21.303	59.007	73.69	5.295	13:40:49.960
2 -	32.419	21.293	53.712 (1)	80.96		13:41:43.672
3 -	32.403	21.667	54.070 (2)	80.42	0.358	13:42:37.742

P35	47 U	Daryl DANCE	Yamaha YZF R1 - 2 brothers scaffolding			
IDEAL LAP TIME : 51.337		BEST LAP TIME : 51.466	DIFFERENCE : 0.129			

LAP	SECTOR 1	SECTOR 2	LAP TIME	MPH	DIFF	TIME OF DAY
1 -		20.438	58.875	73.86	7.409	13:40:49.828
2 -	30.899	20.567	51.466 (1)	84.49		13:41:41.294

P36	138 E	James REVELEY	Yamaha R6 - PCN Racing			
IDEAL LAP TIME : 53.545		BEST LAP TIME :	DIFFERENCE :			

LAP	SECTOR 1	SECTOR 2	LAP TIME	MPH	DIFF	TIME OF DAY
1 -		21.177	1:00.120	72.33		13:40:51.073

BMCRC - MRO Championships 2022 - Rnd 1 @ Brands Hatch Indy

Thunderbike Extreme & Ultra

RACE 7 - BEST SECTORS

SECTOR 1			SECTOR 2			IDEAL / BEST COMPARISON						
POS	NO	NAME	TIME	NO	NAME	TIME	POS	NO	NAME	IDEAL	BEST	DIFF
									PERFECT LAP	49.854		
1	275	WILBY	29.834	275	WILBY	20.020	1	275	WILBY	49.854	49.854	0.000
2	102	FEARN	30.647	13	EDMONDSON	20.064	2	13	EDMONDSON	50.847	51.032	0.185
3	13	EDMONDSON	30.783	102	FEARN	20.263	3	102	FEARN	50.910	50.977	0.067
4	45	HASHMI	30.784	58	SHEEHAN	20.302	4	58	SHEEHAN	51.104	51.104	0.000
5	58	SHEEHAN	30.802	77	MAY	20.341	5	47	DANCE	51.337	51.466	0.129
6	47	DANCE	30.899	63	WREN	20.417	6	45	HASHMI	51.354	51.537	0.183
7	20	SWYER	31.120	47	DANCE	20.438	7	77	MAY	51.586	51.652	0.066
8	77	MAY	31.245	45	HASHMI	20.570	8	20	SWYER	51.794	51.897	0.103
9	63	WREN	31.399	82	HINNELLS	20.616	9	63	WREN	51.816	51.906	0.090
10	240	SCANLON	31.483	20	SWYER	20.674	10	240	SCANLON	52.236	52.284	0.048
11	82	HINNELLS	31.682	240	SCANLON	20.753	11	82	HINNELLS	52.298	52.298	0.000
12	651	MOXON	31.745	5	KILLWORTH	20.884	12	651	MOXON	52.676	52.781	0.105
13	5	KILLWORTH	31.949	651	MOXON	20.931	13	5	KILLWORTH	52.833	53.307	0.474
14	51	HOGARTH	32.227	112	WEST	20.979	14	112	WEST	53.269	53.447	0.178
15	17	KILLWORTH	32.280	60	McCARTER	21.005	15	60	McCARTER	53.315	53.492	0.177
16	112	WEST	32.290	460	GATES	21.040	16	51	HOGARTH	53.362	53.413	0.051
17	60	McCARTER	32.310	51	HOGARTH	21.135	17	138	REVELEY	53.545		
18	138	REVELEY	32.368	138	REVELEY	21.177	18	17	KILLWORTH	53.554	53.554	0.000
19	258	FRIEND	32.403	28	SPENCER	21.219	19	258	FRIEND	53.696	53.712	0.016
20	48	WALLIS	32.576	48	WALLIS	21.237	20	48	WALLIS	53.813	53.879	0.066
21	460	GATES	32.778	80	OVEL	21.253	21	460	GATES	53.818	53.818	0.000
22	84	BRANCO	32.881	41	PRICE	21.253	22	80	OVEL	54.168	54.168	0.000
23	80	OVEL	32.915	17	KILLWORTH	21.274	23	28	SPENCER	54.209	54.305	0.096
24	46	DRAPER	32.933	258	FRIEND	21.293	24	119	HEALEY	54.272	54.305	0.033
25	119	HEALEY	32.959	23	ROSE	21.297	25	41	PRICE	54.299	54.431	0.132
26	28	SPENCER	32.990	119	HEALEY	21.313	26	84	BRANCO	54.488	54.488	0.000
27	41	PRICE	33.046	21	BRENNAN	21.521	27	46	DRAPER	54.544	54.544	0.000
28	23	ROSE	33.320	24	REYNOLDS	21.528	28	23	ROSE	54.617	54.617	0.000
29	24	REYNOLDS	33.388	84	BRANCO	21.607	29	24	REYNOLDS	54.916	55.008	0.092
30	21	BRENNAN	33.495	46	DRAPER	21.611	30	21	BRENNAN	55.016	55.214	0.198
31	168	ASHBY	33.601	103	GOFFORD	21.966	31	168	ASHBY	55.582	55.582	0.000
32	4	KILLWORTH	33.658	81	WORP	21.980	32	81	WORP	55.696	55.878	0.182
33	81	WORP	33.716	168	ASHBY	21.981	33	103	GOFFORD	55.736	55.736	0.000
34	103	GOFFORD	33.770	4	KILLWORTH	22.148	34	4	KILLWORTH	55.806	55.913	0.107
35	6	FIRTH	34.996	6	FIRTH	22.638	35	6	FIRTH	57.634	57.705	0.071
36	73	LEWIN	38.002	73	LEWIN	25.158	36	73	LEWIN	1:03.160	1:04.945	1.785

BMCRC - MRO Championships 2022 - Rnd 1 @ Brands Hatch Indy

Thunderbike Extreme & Ultra

RACE 7 - STATISTICS

Competitors Started 36
Planned Start 2022-03-12 @ 14:17:00.000
Actual Start 2022-03-12 @ 13:39:50.952
Finish Time 2022-03-12 @ 13:48:23.096
Track Length 1.2079mi.
Total Laps 320
Total Distance Covered 386.5425mi.

Session Fastest Lap History

NO	CL	NAME	LAP TIME	TIME OF DAY	LAP	VEHICLE
275	U	Mark WILBY	50.577	13:41:37.309	2	Suzuki GSXR1000
275	U	Mark WILBY	50.395	13:42:27.705	3	Suzuki GSXR1000
275	U	Mark WILBY	50.370	13:43:18.074	4	Suzuki GSXR1000
275	U	Mark WILBY	49.854	13:44:58.493	6	Suzuki GSXR1000

Session Leader History

NO	CL	NAME	FROM LAP	LAPS LED	DISTANCE	VEHICLE
275	U	Mark WILBY	1	10	12.07 miles	Suzuki GSXR1000

Flag History

TYPE	TIME OF DAY
GREEN	13:39:50.952
FINISH	13:48:23.096

Flag Statistics

TYPE	COUNT	TOTAL LAPS	TOTAL TIME
Green	1	10	9:46.231
Red	0	0	0.000
Safety Car	0	0	0.000
FCY	0	0	0.000

BMCRC - MRO Championships 2022 - Rnd 1 @ Brands Hatch Indy

Thunderbike Extreme & Ultra

RACE 7 - STATISTICS

CLASS : U

22 Starters

Fastest Lap History

NO	NAME	LAP TIME	TIME OF DAY	LAP	VEHICLE
275	Mark WILBY	50.577	13:41:37.309	2	Suzuki GSXR1000
275	Mark WILBY	50.395	13:42:27.705	3	Suzuki GSXR1000
275	Mark WILBY	50.370	13:43:18.074	4	Suzuki GSXR1000
275	Mark WILBY	49.854	13:44:58.493	6	Suzuki GSXR1000

Leader History

NO	NAME	FROM LAP	LAPS LED	DISTANCE	VEHICLE
275	Mark WILBY	1	10	12.07 miles	Suzuki GSXR1000

BMCRC - MRO Championships 2022 - Rnd 1 @ Brands Hatch Indy

Thunderbike Extreme & Ultra

RACE 7 - STATISTICS

CLASS : E

14 Starters

Fastest Lap History

NO	NAME	LAP TIME	TIME OF DAY	LAP	VEHICLE
77	David MAY	52.754	13:41:42.082	2	Suzuki GSXR 750 K1
77	David MAY	52.557	13:42:34.640	3	Suzuki GSXR 750 K1
77	David MAY	51.652	13:44:18.856	5	Suzuki GSXR 750 K1

Leader History

NO	NAME	FROM LAP	LAPS LED	DISTANCE	VEHICLE
77	David MAY	1	10	12.07 miles	Suzuki GSXR 750 K1

BMCRC - MRO Championships 2022 - Rnd 1 @ Brands Hatch Indy



Thunderbike Extreme & Ultra RACE 17 - GRID (10 Laps)



ROW 13	39		38	219 Tony COE	37	7 Seb JENKINS
ROW 12	36	1:04.945 73 Vincent LEWIN	35	57.705 6 Andrew FIRTH	34	55.913 4 Hayden KILLWORTH
ROW 11	33	55.878 81 Kevin Van De WORP	32	55.736 103 Craig GOFFORD	31	55.582 168 Ian ASHBY
ROW 10	30	55.214 21 Danny BRENNAN	29	55.008 24 Mark REYNOLDS	28	54.617 23 Justin ROSE
ROW 9	27	54.544 46 Adrian DRAPER	26	54.488 84 Ricardo BRANCO	25	54.431 41 Paul PRICE
ROW 8	24	54.305 28 David SPENCER	23	54.305 119 Simon HEALEY	22	54.168 80 Mark OVEL
ROW 7	21	53.879 48 Shaun WALLIS	20	53.818 460 Simon GATES	19	53.712 258 Aude FRIEND
ROW 6	18	53.554 17 Jordan KILLWORTH	17	53.492 60 Liam McCARTER	16	53.447 112 Scott WEST
ROW 5	15	53.413 51 Michael HOGARTH	14	53.307 5 Stacey KILLWORTH	13	52.781 651 Andrew MOXON
ROW 4	12	52.298 138 James REVELEY	11	52.284 82 Matt HINNELLS	10	52.284 240 Andy SCANLON
ROW 3	9	51.906 63 Matthew WREN	8	51.897 20 Connor SWYER	7	51.652 77 David MAY
ROW 2	6	51.537 45 Chad HASHMI	5	51.466 47 Daryl DANCE	4	51.104 58 James SHEEHAN
ROW 1	3	51.032 13 Doug EDMONDSON	2	50.977 102 James FEARN	1	49.854 275 Mark WILBY
Pole						

Brands Hatch Indy: 1.2079 miles

These results are provisional until the conclusion of any judicial and technical matters.

Clerk Of Course :	Stewards :	Timekeeper : Craig Smith
-------------------	------------	--------------------------

Results can be found at www.tsl-timing.com

Printed - 13:54 Saturday, 12 March 2022



BMCRC - MRO Championships 2022 - Rnd 1 @ Brands Hatch Indy

Thunderbike Extreme & Ultra

RACE 17 - CLASSIFICATION



POS	NO	CL	PIC NAME	ENTRY	LAPS	TIME	GAP	DIFF	MPH	BEST	ON
1	275	U	1 Mark WILBY	Suzuki GSXR1000 - Bandido Beer	10	8:33.501			84.68	49.970	5
2	47	U	2 Daryl DANCE	Yamaha YZF R1 - 2 brothers scaffolding	10	8:41.183	7.682	7.682	83.43	51.075	10
3	45	U	3 Chad HASHMI	Suzuki GSXR1000 -	10	8:41.915	8.414	0.732	83.32	51.296	3
4	13	U	4 Doug EDMONDSON	Yamaha R1 - Stan Stephens Tuning	10	8:42.834	9.333	0.919	83.17	50.963	3
5	5	U	5 Stacey KILLWORTH	Suzuki GSXR 1000 - Greenplant/Everns	10	8:42.913	9.412	0.079	83.16	51.219	7
6	102	U	6 James FEARN	Suzuki GSXR1000 - Jwf tiling, palmer race skool, th	10	8:44.706	11.205	1.793	82.87	51.355	6
7	77	E	1 David MAY	Suzuki GSXR 750 K1 - ELP Racing	10	8:49.942	16.441	5.236	82.05	52.169	5
8	63	U	7 Matthew WREN	Suzuki GSXR1000 - TBR performance	10	8:52.712	19.211	2.770	81.63	51.743	7
9	58	U	8 James SHEEHAN	Suzuki GSXR1000 - Sheehan Racing	10	8:53.315	19.814	0.603	81.53	51.693	8
10	82	U	9 Matt HINNELLS	Yamaha R1 - BD Racing	10	8:55.466	21.965	2.151	81.21	52.315	8
11	20	U	10 Connor SWYER	Suzuki GSXR 1000 K6 - WSC Performance & lleithyr t	10	8:58.359	24.858	2.893	80.77	51.968	10
12	258	U	11 Ande FRIEND	Kawasaki ZX10R - Flying colours Motorcycle Trainin	10	8:58.757	25.256	0.398	80.71	52.215	10
13	138	E	2 James REVELEY	Yamaha R6 - PCN Racing	10	8:59.225	25.724	0.468	80.64	52.764	8
14	240	E	3 Andy SCANLON	Ducati 996 - helmet city, hel, Continental	10	9:05.827	32.326	6.602	79.66	53.459	3
15	651	U	12 Andrew MOXON	Yamaha R1 - Vanguard motorsport Uckfield + DART	10	9:09.101	35.600	3.274	79.19	53.019	6
16	51	E	4 Michael HOGARTH	Honda SP1 RC-51 - WHR Racing	10	9:10.125	36.624	1.024	79.04	53.614	9
17	60	U	13 Liam McCARTER	Suzuki GSXR1000 - Katie McCarter	10	9:11.875	38.374	1.750	78.79	53.781	9
18	112	U	14 Scott WEST	Suzuki GSXR1000 -	10	9:12.831	39.330	0.956	78.66	53.595	7
19	460	U	15 Simon GATES	Yamaha YZF R1 - No Tallentino Racing Team FATI	10	9:14.136	40.635	1.305	78.47	53.811	10
20	17	U	16 Jordan KILLWORTH	Kawasaki ZX-10R - Skyline	10	9:14.217	40.716	0.081	78.46	53.972	10
21	28	E	5 David SPENCER	Suzuki GSXR 600 -	10	9:17.111	43.610	2.894	78.05	53.751	5
22	80	U	17 Mark OVEL	Yamaha R1 - I NEED A SPONSOR	10	9:18.930	45.429	1.819	77.80	54.354	5
23	48	E	6 Shaun WALLIS	Yamaha R6 - MBC Despatch Racing	10	9:19.319	45.818	0.389	77.74	54.444	5
24	119	E	7 Simon HEALEY	Yamaha R1 - Popular Tyres Ltd / Pro Parts Ltd	10	9:25.630	52.129	6.311	76.88	55.000	6
25	84	E	8 Ricardo BRANCO	Yamaha R1 - IMP Racing	9	8:33.642	1 Lap	1 Lap	76.19	55.580	6
26	46	E	9 Adrian DRAPER	Suzuki GSXR 750 - droopy racing uk	9	8:34.196	1 Lap	0.554	76.11	55.096	8
27	168	E	10 Ian ASHBY	Triumph DAYTONA 955I -	9	8:35.310	1 Lap	1.114	75.94	55.398	8
28	21	U	18 Danny BRENNAN	Yamaha R1 -	9	8:36.563	1 Lap	1.253	75.76	55.338	4
29	4	U	19 Hayden KILLWORTH	Honda SK BLADE 954 - Stacey Killworth	9	8:42.437	1 Lap	5.874	74.91	55.493	9
30	24	E	11 Mark REYNOLDS	Aprilia MILLE -	9	8:44.675	1 Lap	2.238	74.59	55.081	8
31	23	U	20 Justin ROSE	Yamaha R1 -	9	8:47.829	1 Lap	3.154	74.14	56.786	9
32	6	E	12 Andrew FIRTH	Yamaha YZF-R1 - LTRmotorcycles.co.uk / Palmer F	9	8:49.714	1 Lap	1.885	73.88	56.822	9
33	103	U	21 Craig GOFFORD	Yamaha R1 4XV - Meala Racing Development BIKI	9	8:49.789	1 Lap	0.075	73.87	55.973	5

NOT CLASSIFIED

DNF	81	E	Kevin Van De Worp	Aprilia RSV 1000 -	4	4:04.499	6 Laps	5 Laps	71.14	58.024	4
DNF	41	U	Paul PRICE	Suzuki GSXR1000 -	2	1:56.604	8 Laps	2 Laps	74.58	54.757	2

FASTEST LAP

275	U	Mark WILBY	Suzuki GSXR1000 - Bandido Beer	5	49.970	87.02 mph	140.05 kph
77	E	David MAY	Suzuki GSXR 750 K1 - ELP Racing	5	52.169	83.35 mph	134.14 kph

Class U - 92.5% of Race Speed = 78.32 mph

Class E - 92.5% of Race Speed = 75.89 mph

Weather / Track : Cloudy / Dry

These results are provisional until the conclusion of any judicial and technical matters.

Race Distance: 10 Laps / 12.07 miles

Brands Hatch Indy: 1.2079 miles

Date: 12/03/2022 Start: 17:29 Finish: 17:38

Clerk Of Course :	Stewards :	Timekeeper : Craig Smith
-------------------	------------	--------------------------

Results can be found at www.tsl-timing.com

Printed - 17:41 Saturday, 12 March 2022



BMCR - MRO Championships 2022 - Rnd 1 @ Brands Hatch Indy

Thunderbike Extreme & Ultra

RACE 17 - LAP CHART

LAP 1 @ 17:30:38.500

NO	BEHIND	LAP TIME
275		56.487
47	0.161	56.648
45	0.689	57.176
77	1.311	57.798
13	1.370	57.857
5	1.489	57.976
102	2.062	58.549
58	2.778	59.265
63	2.838	59.325
82	3.201	59.688
240	3.825	1:00.312
138	4.122	1:00.609
20	5.048	1:01.535
51	5.298	1:01.785
41	5.360	1:01.847
17	6.073	1:02.560
60	6.227	1:02.714
258	6.367	1:02.854
651	6.788	1:03.275
80	6.942	1:03.429
112	7.241	1:03.728
460	7.464	1:03.951
168	8.428	1:04.915
48	8.545	1:05.032
28	8.816	1:05.303
84	8.919	1:05.406
46	9.863	1:06.350
119	9.937	1:06.424
21	9.996	1:06.483
23	10.494	1:06.981
81	11.682	1:08.169
6	11.783	1:08.270
4	12.133	1:08.620
24	12.882	1:09.369
103	13.049	1:09.536

LAP 2 @ 17:31:30.176

NO	BEHIND	LAP TIME
47		51.515
275	0.146	51.822
45	0.500	51.487
13	0.931	51.237
5	1.911	52.098
77	2.413	52.778
102	2.488	52.102
58	4.612	53.510
63	4.674	53.512
82	5.186	53.661
240	6.233	54.084
138	6.397	53.951
20	8.363	54.991
41	8.441	54.757
51	8.701	55.079
17	9.087	54.690
258	9.157	54.466
60	9.531	54.980
651	9.984	54.872
80	10.462	55.196
112	10.878	55.313
460	11.122	55.334
48	11.829	54.960
28	12.821	55.681
84	13.292	56.049

168	14.352	57.600
119	14.446	56.185
46	15.091	56.904
21	15.315	56.995
23	17.102	58.284
6	18.171	58.064
4	18.619	58.162
81	19.762	59.756
103	20.148	58.775
24	20.346	59.140

LAP 3 @ 17:32:20.850

NO	BEHIND	LAP TIME
275		50.528
47	0.726	51.400
45	1.122	51.296
13	1.220	50.963
5	2.897	51.660
102	3.887	52.073
77	4.402	52.663
58	7.059	53.121
63	7.104	53.104
82	7.809	53.297
240	9.018	53.459
138	9.175	53.452
20	11.261	53.572
258	11.690	53.207
51	12.942	54.915
17	13.243	54.830
60	13.456	54.599
651	14.083	54.773
80	14.708	54.920
112	14.989	54.785
460	15.102	54.654
48	15.795	54.640
28	16.901	54.754
84	18.980	56.362
119	19.173	55.401
168	20.147	56.469
46	20.881	56.464
21	21.680	57.039
23	24.305	57.877
6	25.514	58.017
4	25.991	58.046
24	26.684	57.012
81	27.638	58.550
103	27.851	58.377

LAP 4 @ 17:33:10.859

NO	BEHIND	LAP TIME
275		50.009
45	2.647	51.534
47	2.738	52.021
13	2.821	51.610
5	4.358	51.470
102	5.335	51.457
77	6.808	52.415
63	10.071	52.976
58	10.147	53.097
82	10.744	52.944
138	12.379	53.213
240	12.574	53.565
20	14.407	53.155
258	14.519	52.838
51	17.256	54.323

17	17.483	54.249
60	17.823	54.376
651	17.952	53.878
80	19.404	54.705
112	19.631	54.651
460	19.914	54.821
48	20.644	54.858
28	21.430	54.538
119	24.309	55.145
84	25.566	56.595
168	25.794	55.656
46	26.551	55.679
21	27.009	55.338
23	32.123	57.827
6	32.777	57.272
4	33.329	57.347
24	33.463	56.788
81	35.653	58.024
103	35.874	58.032

LAP 5 @ 17:34:00.829

NO	BEHIND	LAP TIME
275		49.970
45	4.122	51.445
47	4.242	51.474
13	4.452	51.601
5	5.662	51.274
102	6.789	51.424
77	9.007	52.169
58	12.864	52.687
63	12.964	52.863
82	13.590	52.816
138	15.671	53.262
240	16.605	54.001
20	17.409	52.972
258	17.506	52.957
51	21.743	54.457
17	22.720	55.207
651	22.772	54.790
60	23.067	55.214
80	23.788	54.354
112	24.100	54.439
460	24.218	54.274
48	25.118	54.444
28	25.211	53.751
119	29.371	55.032
84	32.018	56.422
168	32.373	56.549
21	32.629	55.590
46	33.294	56.713
23	40.097	57.944
4	40.413	57.054
6	40.832	58.025
24	41.076	57.583
103	41.877	55.973

LAP 6 @ 17:34:51.063

NO	BEHIND	LAP TIME
275		50.234
45	5.274	51.386
47	5.399	51.391
13	5.644	51.426
5	6.706	51.278
102	7.910	51.355
77	11.198	52.425

63	15.270	52.540
58	15.358	52.728
82	15.855	52.499
138	18.476	53.039
20	19.901	52.726
258	20.154	52.882
240	20.805	54.434
51	25.468	53.959
651	25.557	53.019
60	26.711	53.878
17	27.208	54.722
112	28.156	54.290
460	28.914	54.930
80	28.998	55.444
48	29.451	54.567
28	29.526	54.549
119	34.137	55.000
84	37.364	55.580
21	38.162	55.767
46	38.804	55.744
168	39.223	57.084
4	46.359	56.180
23	47.342	57.479
24	47.646	56.804
6	48.286	57.688
103	48.576	56.933

LAP 7 @ 17:35:41.281

NO	BEHIND	LAP TIME
275		50.218
13	6.476	51.050
45	6.527	51.471
47	6.684	51.503
5	7.707	51.219
102	9.267	51.575
77	13.478	52.498
63	16.795	51.743
58	17.709	52.569
82	18.092	52.455
138	21.051	52.793
258	22.303	52.367
20	22.328	52.645
240	24.364	53.777
651	28.526	53.187
51	29.157	53.907
60	30.527	54.034
17	31.085	54.095
112	31.533	53.595
460	32.642	53.946
80	34.350	55.570
48	34.704	55.471
28	34.777	55.469
119	39.114	55.195
84	42.806	55.660
46	44.105	55.519
21	44.243	56.299
168	44.770	55.765

LAP 8 @ 17:36:32.855

NO	BEHIND	LAP TIME
275		51.574
4	1 Lap	55.895
23	1 Lap	57.163
24	1 Lap	57.253
6	1 Lap	57.359

103	1 Lap	57.331
13	6.664	51.762
45	6.815	51.862
47	6.932	51.822
5	7.696	51.563
102	9.512	51.819
77	14.333	52.429
63	17.504	52.283
58	17.828	51.693
82	18.833	52.315
138	22.241	52.764
20	23.094	52.340
258	23.146	52.417
240	26.710	53.920
651	30.686	53.734
51	31.679	54.096
60	32.940	53.987
112	33.984	54.025
17	34.873	55.362
460	35.028	53.960
28	38.088	54.885
80	38.168	55.392
48	38.540	55.410
119	43.339	55.799
84	47.156	55.924
46	47.627	55.096
168	48.594	55.398
21	49.228	56.559

LAP 9 @ 17:37:23.415

NO	BEHIND	LAP TIME
275		50.560
4	1 Lap	55.640
24	1 Lap	55.081
47	8.706	52.334
45	8.999	52.744
13	9.290	53.186
5	9.426	52.290
23	1 Lap	57.488
102	10.898	51.946
6	1 Lap	58.197
103	1 Lap	58.282
77	16.079	52.306
63	19.431	52.487
58	19.874	52.606
82	21.046	52.773
138	24.685	53.004
20	24.989	52.455
258	25.140	52.554
240	30.071	53.921
651	33.837	53.711
51	34.733	53.614
60	36.161	53.781
112	37.444	54.020
17	38.843	54.530
460	38.923	54.455
28	41.701	54.173
80	42.626	55.018
48	43.089	55.109
119	48.500	55.721

LAP 10 @ 17:38:15.514

NO	BEHIND	LAP TIME
275		52.099
84	1 Lap	55.644

BMCRC - MRO Championships 2022 - Rnd 1 @ Brands Hatch Indy

Thunderbike Extreme & Ultra

RACE 17 - LAP CHART

46	1 Lap	55.727
168	1 Lap	55.874
21	1 Lap	56.493
47	7.682	51.075
45	8.414	51.514
4	1 Lap	55.493
13	9.333	52.142
5	9.412	52.085
24	1 Lap	55.645
102	11.205	52.406
23	1 Lap	56.786
6	1 Lap	56.822
103	1 Lap	56.550
77	16.441	52.461
63	19.211	51.879
58	19.814	52.039
82	21.965	53.018
20	24.858	51.968
258	25.256	52.215
138	25.724	53.138
240	32.326	54.354
651	35.600	53.862
51	36.624	53.990
60	38.374	54.312
112	39.330	53.985
460	40.635	53.811
17	40.716	53.972
28	43.610	54.008
80	45.429	54.902
48	45.818	54.828
119	52.129	55.728

BMCRC - MRO Championships 2022 - Rnd 1 @ Brands Hatch Indy

Thunderbike Extreme & Ultra

RACE 17 - SECTOR ANALYSIS



SECTOR 1 = FL to I1, SECTOR 2 = I1 to FL, DIFF = Difference To Personal Best Lap, P = Crossed Finish Line in Pit Lane, D = Time Disallowed

P1 275 U		Mark WILBY		Suzuki GSXR1000 - Bandido Beer			
IDEAL LAP TIME : 49.797		BEST LAP TIME : 49.970		DIFFERENCE : 0.173			
LAP	SECTOR 1	SECTOR 2	LAP TIME	MPH	DIFF	TIME OF DAY	
1 -		20.660	56.487	76.98	6.517	17:30:38.500	
2 -	31.216	20.606	51.822	83.91	1.852	17:31:30.322	
3 -	30.445	20.083	50.528	86.06	0.558	17:32:20.850	
4 -	30.112	19.897	50.009 (2)	86.95	0.039	17:33:10.859	
5 -	29.900	20.070	49.970 (1)	87.02		17:34:00.829	
6 -	30.025	20.209	50.234	86.56	0.264	17:34:51.063	
7 -	29.994	20.224	50.218 (3)	86.59	0.248	17:35:41.281	
8 -	31.296	20.278	51.574	84.31	1.604	17:36:32.855	
9 -	30.496	20.064	50.560	86.00	0.590	17:37:23.415	
10 -	30.833	21.266	52.099	83.46	2.129	17:38:15.514	

P2 47 U		Daryl DANCE		Yamaha YZF R1 - 2 brothers scaffolding			
IDEAL LAP TIME : 50.963		BEST LAP TIME : 51.075		DIFFERENCE : 0.112			
LAP	SECTOR 1	SECTOR 2	LAP TIME	MPH	DIFF	TIME OF DAY	
1 -		20.609	56.648	76.76	5.573	17:30:38.661	
2 -	30.887	20.628	51.515	84.41	0.440	17:31:30.176	
3 -	31.192	20.208	51.400 (3)	84.60	0.325	17:32:21.576	
4 -	31.236	20.785	52.021	83.59	0.946	17:33:13.597	
5 -	31.256	20.218	51.474	84.48	0.399	17:34:05.071	
6 -	30.915	20.476	51.391 (2)	84.61	0.316	17:34:56.462	
7 -	31.213	20.290	51.503	84.43	0.428	17:35:47.965	
8 -	31.334	20.488	51.822	83.91	0.747	17:36:39.787	
9 -	31.397	20.937	52.334	83.09	1.259	17:37:32.121	
10 -	30.755	20.320	51.075 (1)	85.14		17:38:23.196	

P3 45 U		Chad HASHMI		Suzuki GSXR1000 -			
IDEAL LAP TIME : 51.154		BEST LAP TIME : 51.296		DIFFERENCE : 0.142			
LAP	SECTOR 1	SECTOR 2	LAP TIME	MPH	DIFF	TIME OF DAY	
1 -		20.944	57.176	76.05	5.880	17:30:39.189	
2 -	31.037	20.450	51.487	84.46	0.191	17:31:30.676	
3 -	30.905	20.391	51.296 (1)	84.77		17:32:21.972	
4 -	30.763	20.771	51.534	84.38	0.238	17:33:13.506	
5 -	30.855	20.590	51.445 (3)	84.52	0.149	17:34:04.951	
6 -	30.821	20.565	51.386 (2)	84.62	0.090	17:34:56.337	
7 -	30.928	20.543	51.471	84.48	0.175	17:35:47.808	
8 -	31.358	20.504	51.862	83.84	0.566	17:36:39.670	
9 -	31.548	21.196	52.744	82.44	1.448	17:37:32.414	
10 -	30.836	20.678	51.514	84.41	0.218	17:38:23.928	

P4 13 U		Doug EDMONDSON		Yamaha R1 - Stan Stephens Tuning			
IDEAL LAP TIME : 50.866		BEST LAP TIME : 50.963		DIFFERENCE : 0.097			
LAP	SECTOR 1	SECTOR 2	LAP TIME	MPH	DIFF	TIME OF DAY	
1 -		20.840	57.857	75.16	6.894	17:30:39.870	
2 -	30.980	20.257	51.237 (3)	84.87	0.274	17:31:31.107	
3 -	30.689	20.274	50.963 (1)	85.32		17:32:22.070	
4 -	31.062	20.548	51.610	84.25	0.647	17:33:13.680	
5 -	31.305	20.296	51.601	84.27	0.638	17:34:05.281	
6 -	30.950	20.476	51.426	84.56	0.463	17:34:56.707	
7 -	30.609	20.441	51.050 (2)	85.18	0.087	17:35:47.757	
8 -	30.641	21.121	51.762	84.01	0.799	17:36:39.519	
9 -	32.027	21.159	53.186	81.76	2.223	17:37:32.705	
10 -	31.414	20.728	52.142	83.39	1.179	17:38:24.847	

BMCRC - MRO Championships 2022 - Rnd 1 @ Brands Hatch Indy

Thunderbike Extreme & Ultra

RACE 17 - SECTOR ANALYSIS



SECTOR 1 = FL to I1, SECTOR 2 = I1 to FL, DIFF = Difference To Personal Best Lap, P = Crossed Finish Line in Pit Lane, D = Time Disallowed

P5		5 U		Stacey KILLWORTH		Suzuki GSXR 1000 - Greenplant/Everns	
IDEAL LAP TIME : 51.048		BEST LAP TIME : 51.219		DIFFERENCE : 0.171			
LAP	SECTOR 1	SECTOR 2	LAP TIME	MPH	DIFF	TIME OF DAY	
1 -		20.607	57.976	75.00	6.757	17:30:39.989	
2 -	31.575	20.523	52.098	83.46	0.879	17:31:32.087	
3 -	31.115	20.545	51.660	84.17	0.441	17:32:23.747	
4 -	30.964	20.506	51.470	84.48	0.251	17:33:15.217	
5 -	30.918	20.356	51.274 (2)	84.81	0.055	17:34:06.491	
6 -	30.692	20.586	51.278 (3)	84.80	0.059	17:34:57.769	
7 -	30.759	20.460	51.219 (1)	84.90		17:35:48.988	
8 -	31.168	20.395	51.563	84.33	0.344	17:36:40.551	
9 -	31.201	21.089	52.290	83.16	1.071	17:37:32.841	
10 -	31.502	20.583	52.085	83.49	0.866	17:38:24.926	

P6		102 U		James FEARN		Suzuki GSXR1000 - Jwf tiling, palmer race skool, the factory	
IDEAL LAP TIME : 51.278		BEST LAP TIME : 51.355		DIFFERENCE : 0.077			
LAP	SECTOR 1	SECTOR 2	LAP TIME	MPH	DIFF	TIME OF DAY	
1 -		20.794	58.549	74.27	7.194	17:30:40.562	
2 -	31.390	20.712	52.102	83.46	0.747	17:31:32.664	
3 -	31.335	20.738	52.073	83.50	0.718	17:32:24.737	
4 -	31.005	20.452	51.457 (3)	84.50	0.102	17:33:16.194	
5 -	30.921	20.503	51.424 (2)	84.56	0.069	17:34:07.618	
6 -	30.969	20.386	51.355 (1)	84.67		17:34:58.973	
7 -	30.892	20.683	51.575	84.31	0.220	17:35:50.548	
8 -	31.248	20.571	51.819	83.91	0.464	17:36:42.367	
9 -	30.987	20.959	51.946	83.71	0.591	17:37:34.313	
10 -	31.585	20.821	52.406	82.97	1.051	17:38:26.719	

P7		77 E		David MAY		Suzuki GSXR 750 K1 - ELP Racing	
IDEAL LAP TIME : 52.163		BEST LAP TIME : 52.169		DIFFERENCE : 0.006			
LAP	SECTOR 1	SECTOR 2	LAP TIME	MPH	DIFF	TIME OF DAY	
1 -		20.926	57.798	75.23	5.629	17:30:39.811	
2 -	31.738	21.040	52.778	82.39	0.609	17:31:32.589	
3 -	31.954	20.709	52.663	82.57	0.494	17:32:25.252	
4 -	31.750	20.665	52.415 (3)	82.96	0.246	17:33:17.667	
5 -	31.527	20.642	52.169 (1)	83.35		17:34:09.836	
6 -	31.621	20.804	52.425	82.94	0.256	17:35:02.261	
7 -	31.756	20.742	52.498	82.83	0.329	17:35:54.759	
8 -	31.788	20.641	52.429	82.94	0.260	17:36:47.188	
9 -	31.522	20.784	52.306 (2)	83.13	0.137	17:37:39.494	
10 -	31.736	20.725	52.461	82.89	0.292	17:38:31.955	

P8		63 U		Matthew WREN		Suzuki GSXR1000 - TBR performance	
IDEAL LAP TIME : 51.577		BEST LAP TIME : 51.743		DIFFERENCE : 0.166			
LAP	SECTOR 1	SECTOR 2	LAP TIME	MPH	DIFF	TIME OF DAY	
1 -		21.232	59.325	73.30	7.582	17:30:41.338	
2 -	32.542	20.970	53.512	81.26	1.769	17:31:34.850	
3 -	32.433	20.671	53.104	81.88	1.361	17:32:27.954	
4 -	31.709	21.267	52.976	82.08	1.233	17:33:20.930	
5 -	32.116	20.747	52.863	82.26	1.120	17:34:13.793	
6 -	31.610	20.930	52.540	82.76	0.797	17:35:06.333	
7 -	31.096	20.647	51.743 (1)	84.04		17:35:58.076	
8 -	31.398	20.885	52.283 (3)	83.17	0.540	17:36:50.359	
9 -	31.800	20.687	52.487	82.85	0.744	17:37:42.846	
10 -	31.398	20.481	51.879 (2)	83.82	0.136	17:38:34.725	

BMCR - MRO Championships 2022 - Rnd 1 @ Brands Hatch Indy

Thunderbike Extreme & Ultra

RACE 17 - SECTOR ANALYSIS



SECTOR 1 = FL to I1, SECTOR 2 = I1 to FL, DIFF = Difference To Personal Best Lap, P = Crossed Finish Line in Pit Lane, D = Time Disallowed

P9 58 U		James SHEEHAN		Suzuki GSXR1000 - Sheehan Racing			
IDEAL LAP TIME : 51.610		BEST LAP TIME : 51.693		DIFFERENCE : 0.083			
LAP	SECTOR 1	SECTOR 2	LAP TIME	MPH	DIFF	TIME OF DAY	
1 -		21.346	59.265	73.37	7.572	17:30:41.278	
2 -	32.133	21.377	53.510	81.26	1.817	17:31:34.788	
3 -	32.287	20.834	53.121	81.86	1.428	17:32:27.909	
4 -	31.694	21.403	53.097	81.89	1.404	17:33:21.006	
5 -	31.891	20.796	52.687	82.53	0.994	17:34:13.693	
6 -	31.619	21.109	52.728	82.47	1.035	17:35:06.421	
7 -	31.782	20.787	52.569 (3)	82.72	0.876	17:35:58.990	
8 -	31.057	20.636	51.693 (1)	84.12		17:36:50.683	
9 -	31.969	20.637	52.606	82.66	0.913	17:37:43.289	
10 -	31.486	20.553	52.039 (2)	83.56	0.346	17:38:35.328	

P10 82 U		Matt HINNELLS		Yamaha R1 - BD Racing			
IDEAL LAP TIME : 52.256		BEST LAP TIME : 52.315		DIFFERENCE : 0.059			
LAP	SECTOR 1	SECTOR 2	LAP TIME	MPH	DIFF	TIME OF DAY	
1 -		21.145	59.688	72.85	7.373	17:30:41.701	
2 -	32.489	21.172	53.661	81.03	1.346	17:31:35.362	
3 -	32.387	20.910	53.297	81.59	0.982	17:32:28.659	
4 -	31.996	20.948	52.944	82.13	0.629	17:33:21.603	
5 -	32.044	20.772	52.816	82.33	0.501	17:34:14.419	
6 -	31.703	20.796	52.499 (3)	82.83	0.184	17:35:06.918	
7 -	31.843	20.612	52.455 (2)	82.90	0.140	17:35:59.373	
8 -	31.762	20.553	52.315 (1)	83.12		17:36:51.688	
9 -	32.000	20.773	52.773	82.40	0.458	17:37:44.461	
10 -	32.221	20.797	53.018	82.02	0.703	17:38:37.479	

P11 20 U		Connor SWYER		Suzuki GSXR 1000 K6 - WSC Performace & lleithyr farm			
IDEAL LAP TIME : 51.877		BEST LAP TIME : 51.968		DIFFERENCE : 0.091			
LAP	SECTOR 1	SECTOR 2	LAP TIME	MPH	DIFF	TIME OF DAY	
1 -		21.918	1:01.535	70.66	9.567	17:30:43.548	
2 -	33.122	21.869	54.991	79.07	3.023	17:31:38.539	
3 -	32.235	21.337	53.572	81.17	1.604	17:32:32.111	
4 -	31.815	21.340	53.155	81.80	1.187	17:33:25.266	
5 -	31.953	21.019	52.972	82.09	1.004	17:34:18.238	
6 -	31.598	21.128	52.726	82.47	0.758	17:35:10.964	
7 -	31.671	20.974	52.645	82.60	0.677	17:36:03.609	
8 -	31.249	21.091	52.340 (2)	83.08	0.372	17:36:55.949	
9 -	31.669	20.786	52.455 (3)	82.90	0.487	17:37:48.404	
10 -	31.340	20.628	51.968 (1)	83.67		17:38:40.372	

P12 258 U		Ande FRIEND		Kawasaki ZX10R - Flying colours Motorcycle Training			
IDEAL LAP TIME : 52.107		BEST LAP TIME : 52.215		DIFFERENCE : 0.108			
LAP	SECTOR 1	SECTOR 2	LAP TIME	MPH	DIFF	TIME OF DAY	
1 -		21.919	1:02.854	69.18	10.639	17:30:44.867	
2 -	33.136	21.330	54.466	79.84	2.251	17:31:39.333	
3 -	32.200	21.007	53.207	81.72	0.992	17:32:32.540	
4 -	31.884	20.954	52.838	82.30	0.623	17:33:25.378	
5 -	31.989	20.968	52.957	82.11	0.742	17:34:18.335	
6 -	31.983	20.899	52.882	82.23	0.667	17:35:11.217	
7 -	31.547	20.820	52.367 (2)	83.04	0.152	17:36:03.584	
8 -	31.533	20.884	52.417 (3)	82.96	0.202	17:36:56.001	
9 -	31.810	20.744	52.554	82.74	0.339	17:37:48.555	
10 -	31.641	20.574	52.215 (1)	83.28		17:38:40.770	

BMCRC - MRO Championships 2022 - Rnd 1 @ Brands Hatch Indy

Thunderbike Extreme & Ultra

RACE 17 - SECTOR ANALYSIS



SECTOR 1 = FL to I1, SECTOR 2 = I1 to FL, DIFF = Difference To Personal Best Lap, P = Crossed Finish Line in Pit Lane, D = Time Disallowed

P13 138 E		James REVELEY		Yamaha R6 - PCN Racing			
IDEAL LAP TIME : 52.419		BEST LAP TIME : 52.764		DIFFERENCE : 0.345			
LAP	SECTOR 1	SECTOR 2	LAP TIME	MPH	DIFF	TIME OF DAY	
1 -		21.304	1:00.609	71.74	7.845	17:30:42.622	
2 -	32.781	21.170	53.951	80.60	1.187	17:31:36.573	
3 -	32.442	21.010	53.452	81.35	0.688	17:32:30.025	
4 -	32.253	20.960	53.213	81.72	0.449	17:33:23.238	
5 -	32.385	20.877	53.262	81.64	0.498	17:34:16.500	
6 -	32.057	20.982	53.039	81.98	0.275	17:35:09.539	
7 -	31.916	20.877	52.793 (2)	82.37	0.029	17:36:02.332	
8 -	31.756	21.008	52.764 (1)	82.41		17:36:55.096	
9 -	32.120	20.884	53.004 (3)	82.04	0.240	17:37:48.100	
10 -	32.475	20.663	53.138	81.83	0.374	17:38:41.238	

P14 240 E		Andy SCANLON		Ducati 996 - helmet city, hel, Continental			
IDEAL LAP TIME : 53.332		BEST LAP TIME : 53.459		DIFFERENCE : 0.127			
LAP	SECTOR 1	SECTOR 2	LAP TIME	MPH	DIFF	TIME OF DAY	
1 -		21.575	1:00.312	72.10	6.853	17:30:42.325	
2 -	32.623	21.461	54.084	80.40	0.625	17:31:36.409	
3 -	32.290	21.169	53.459 (1)	81.34		17:32:29.868	
4 -	32.170	21.395	53.565 (2)	81.18	0.106	17:33:23.433	
5 -	32.839	21.162	54.001	80.52	0.542	17:34:17.434	
6 -	32.999	21.435	54.434	79.88	0.975	17:35:11.868	
7 -	32.360	21.417	53.777 (3)	80.86	0.318	17:36:05.645	
8 -	32.591	21.329	53.920	80.64	0.461	17:36:59.565	
9 -	32.418	21.503	53.921	80.64	0.462	17:37:53.486	
10 -	32.642	21.712	54.354	80.00	0.895	17:38:47.840	

P15 651 U		Andrew MOXON		Yamaha R1 - Vanguard motorsport Uckfield + DART Motorsport			
IDEAL LAP TIME : 53.019		BEST LAP TIME : 53.019		DIFFERENCE : 0.000			
LAP	SECTOR 1	SECTOR 2	LAP TIME	MPH	DIFF	TIME OF DAY	
1 -		22.111	1:03.275	68.72	10.256	17:30:45.288	
2 -	33.411	21.461	54.872	79.24	1.853	17:31:40.160	
3 -	33.345	21.428	54.773	79.39	1.754	17:32:34.933	
4 -	32.606	21.272	53.878	80.71	0.859	17:33:28.811	
5 -	33.070	21.720	54.790	79.36	1.771	17:34:23.601	
6 -	31.989	21.030	53.019 (1)	82.01		17:35:16.620	
7 -	32.106	21.081	53.187 (2)	81.76	0.168	17:36:09.807	
8 -	32.486	21.248	53.734	80.92	0.715	17:37:03.541	
9 -	32.406	21.305	53.711 (3)	80.96	0.692	17:37:57.252	
10 -	32.270	21.592	53.862	80.73	0.843	17:38:51.114	

P16 51 E		Michael HOGARTH		Honda SP1 RC-51 - WHR Racing			
IDEAL LAP TIME : 53.614		BEST LAP TIME : 53.614		DIFFERENCE : 0.000			
LAP	SECTOR 1	SECTOR 2	LAP TIME	MPH	DIFF	TIME OF DAY	
1 -		21.909	1:01.785	70.38	8.171	17:30:43.798	
2 -	33.357	21.722	55.079	78.95	1.465	17:31:38.877	
3 -	33.305	21.610	54.915	79.18	1.301	17:32:33.792	
4 -	32.733	21.590	54.323	80.05	0.709	17:33:28.115	
5 -	32.733	21.724	54.457	79.85	0.843	17:34:22.572	
6 -	32.392	21.567	53.959 (3)	80.59	0.345	17:35:16.531	
7 -	32.523	21.384	53.907 (2)	80.66	0.293	17:36:10.438	
8 -	32.587	21.509	54.096	80.38	0.482	17:37:04.534	
9 -	32.299	21.315	53.614 (1)	81.10		17:37:58.148	
10 -	32.576	21.414	53.990	80.54	0.376	17:38:52.138	

BMCRC - MRO Championships 2022 - Rnd 1 @ Brands Hatch Indy

Thunderbike Extreme & Ultra

RACE 17 - SECTOR ANALYSIS



SECTOR 1 = FL to I1, SECTOR 2 = I1 to FL, DIFF = Difference To Personal Best Lap, P = Crossed Finish Line in Pit Lane, D = Time Disallowed

P17 60 U		Liam McCARTER		Suzuki GSXR1000 - Katie McCarter			
IDEAL LAP TIME : 53.441		BEST LAP TIME : 53.781		DIFFERENCE : 0.340			
LAP	SECTOR 1	SECTOR 2	LAP TIME	MPH	DIFF	TIME OF DAY	
1 -		22.209	1:02.714	69.34	8.933	17:30:44.727	
2 -	33.529	21.451	54.980	79.09	1.199	17:31:39.707	
3 -	33.439	21.160	54.599	79.64	0.818	17:32:34.306	
4 -	33.133	21.243	54.376	79.97	0.595	17:33:28.682	
5 -	33.437	21.777	55.214	78.75	1.433	17:34:23.896	
6 -	32.801	21.077	53.878 (2)	80.71	0.097	17:35:17.774	
7 -	32.541	21.493	54.034	80.47	0.253	17:36:11.808	
8 -	32.775	21.212	53.987 (3)	80.54	0.206	17:37:05.795	
9 -	32.364	21.417	53.781 (1)	80.85		17:37:59.576	
10 -	32.952	21.360	54.312	80.06	0.531	17:38:53.888	

P18 112 U		Scott WEST		Suzuki GSXR1000 -			
IDEAL LAP TIME : 53.595		BEST LAP TIME : 53.595		DIFFERENCE : 0.000			
LAP	SECTOR 1	SECTOR 2	LAP TIME	MPH	DIFF	TIME OF DAY	
1 -		22.008	1:03.728	68.23	10.133	17:30:45.741	
2 -	33.540	21.773	55.313	78.61	1.718	17:31:41.054	
3 -	33.321	21.464	54.785	79.37	1.190	17:32:35.839	
4 -	33.244	21.407	54.651	79.57	1.056	17:33:30.490	
5 -	33.227	21.212	54.439	79.88	0.844	17:34:24.929	
6 -	33.132	21.158	54.290	80.09	0.695	17:35:19.219	
7 -	32.482	21.113	53.595 (1)	81.13		17:36:12.814	
8 -	32.756	21.269	54.025	80.49	0.430	17:37:06.839	
9 -	32.615	21.405	54.020 (3)	80.49	0.425	17:38:00.859	
10 -	32.634	21.351	53.985 (2)	80.55	0.390	17:38:54.844	

P19 460 U		Simon GATES		Yamaha YZF R1 - No Tallentino Racing Team FATI			
IDEAL LAP TIME : 53.784		BEST LAP TIME : 53.811		DIFFERENCE : 0.027			
LAP	SECTOR 1	SECTOR 2	LAP TIME	MPH	DIFF	TIME OF DAY	
1 -		22.096	1:03.951	67.99	10.140	17:30:45.964	
2 -	33.949	21.385	55.334	78.58	1.523	17:31:41.298	
3 -	33.497	21.157	54.654	79.56	0.843	17:32:35.952	
4 -	33.506	21.315	54.821	79.32	1.010	17:33:30.773	
5 -	33.244	21.030	54.274	80.12	0.463	17:34:25.047	
6 -	33.548	21.382	54.930	79.16	1.119	17:35:19.977	
7 -	32.833	21.113	53.946 (2)	80.61	0.135	17:36:13.923	
8 -	32.863	21.097	53.960 (3)	80.58	0.149	17:37:07.883	
9 -	33.300	21.155	54.455	79.85	0.644	17:38:02.338	
10 -	32.860	20.951	53.811 (1)	80.81		17:38:56.149	

P20 17 U		Jordan KILLWORTH		Kawasaki ZX-10R - Skyline			
IDEAL LAP TIME : 53.694		BEST LAP TIME : 53.972		DIFFERENCE : 0.278			
LAP	SECTOR 1	SECTOR 2	LAP TIME	MPH	DIFF	TIME OF DAY	
1 -		22.314	1:02.560	69.51	8.588	17:30:44.573	
2 -	32.989	21.701	54.690	79.51	0.718	17:31:39.263	
3 -	33.469	21.361	54.830	79.31	0.858	17:32:34.093	
4 -	32.781	21.468	54.249 (3)	80.16	0.277	17:33:28.342	
5 -	33.194	22.013	55.207	78.76	1.235	17:34:23.549	
6 -	33.292	21.430	54.722	79.46	0.750	17:35:18.271	
7 -	32.945	21.150	54.095 (2)	80.38	0.123	17:36:12.366	
8 -	33.470	21.892	55.362	78.54	1.390	17:37:07.728	
9 -	33.189	21.341	54.530	79.74	0.558	17:38:02.258	
10 -	32.544	21.428	53.972 (1)	80.57		17:38:56.230	

BMCRC - MRO Championships 2022 - Rnd 1 @ Brands Hatch Indy

Thunderbike Extreme & Ultra

RACE 17 - SECTOR ANALYSIS



SECTOR 1 = FL to I1, SECTOR 2 = I1 to FL, DIFF = Difference To Personal Best Lap, P = Crossed Finish Line in Pit Lane, D = Time Disallowed

P21 28 E		David SPENCER		Suzuki GSXR 600 -			
IDEAL LAP TIME : 53.677		BEST LAP TIME : 53.751		DIFFERENCE : 0.074			
LAP	SECTOR 1	SECTOR 2	LAP TIME	MPH	DIFF	TIME OF DAY	
1 -		22.304	1:05.303	66.59	11.552	17:30:47.316	
2 -	34.041	21.640	55.681	78.09	1.930	17:31:42.997	
3 -	33.437	21.317	54.754	79.42	1.003	17:32:37.751	
4 -	33.097	21.441	54.538	79.73	0.787	17:33:32.289	
5 -	32.646	21.105	53.751 (1)	80.90		17:34:26.040	
6 -	33.271	21.278	54.549	79.71	0.798	17:35:20.589	
7 -	33.804	21.665	55.469	78.39	1.718	17:36:16.058	
8 -	33.561	21.324	54.885	79.23	1.134	17:37:10.943	
9 -	32.941	21.232	54.173 (3)	80.27	0.422	17:38:05.116	
10 -	32.572	21.436	54.008 (2)	80.51	0.257	17:38:59.124	

P22 80 U		Mark OVEL		Yamaha R1 - I NEED A SPONSOR			
IDEAL LAP TIME : 54.354		BEST LAP TIME : 54.354		DIFFERENCE : 0.000			
LAP	SECTOR 1	SECTOR 2	LAP TIME	MPH	DIFF	TIME OF DAY	
1 -		22.094	1:03.429	68.55	9.075	17:30:45.442	
2 -	33.517	21.679	55.196	78.78	0.842	17:31:40.638	
3 -	33.302	21.618	54.920	79.18	0.566	17:32:35.558	
4 -	33.271	21.434	54.705 (2)	79.49	0.351	17:33:30.263	
5 -	32.965	21.389	54.354 (1)	80.00		17:34:24.617	
6 -	33.587	21.857	55.444	78.43	1.090	17:35:20.061	
7 -	33.818	21.752	55.570	78.25	1.216	17:36:15.631	
8 -	33.525	21.867	55.392	78.50	1.038	17:37:11.023	
9 -	33.618	21.400	55.018	79.03	0.664	17:38:06.041	
10 -	33.058	21.844	54.902 (3)	79.20	0.548	17:39:00.943	

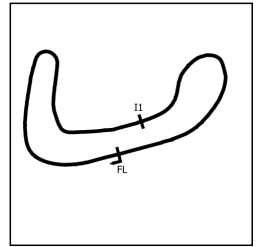
P23 48 E		Shaun WALLIS		Yamaha R6 - MBC Despatch Racing			
IDEAL LAP TIME : 54.332		BEST LAP TIME : 54.444		DIFFERENCE : 0.112			
LAP	SECTOR 1	SECTOR 2	LAP TIME	MPH	DIFF	TIME OF DAY	
1 -		22.369	1:05.032	66.86	10.588	17:30:47.045	
2 -	33.383	21.577	54.960	79.12	0.516	17:31:42.005	
3 -	33.258	21.382	54.640 (3)	79.58	0.196	17:32:36.645	
4 -	33.273	21.585	54.858	79.27	0.414	17:33:31.503	
5 -	32.950	21.494	54.444 (1)	79.87		17:34:25.947	
6 -	33.014	21.553	54.567 (2)	79.69	0.123	17:35:20.514	
7 -	33.838	21.633	55.471	78.39	1.027	17:36:15.985	
8 -	33.898	21.512	55.410	78.48	0.966	17:37:11.395	
9 -	33.570	21.539	55.109	78.90	0.665	17:38:06.504	
10 -	33.008	21.820	54.828	79.31	0.384	17:39:01.332	

P24 119 E		Simon HEALEY		Yamaha R1 - Popular Tyres Ltd / Pro Parts Ltd			
IDEAL LAP TIME : 54.973		BEST LAP TIME : 55.000		DIFFERENCE : 0.027			
LAP	SECTOR 1	SECTOR 2	LAP TIME	MPH	DIFF	TIME OF DAY	
1 -		23.053	1:06.424	65.46	11.424	17:30:48.437	
2 -	33.971	22.214	56.185	77.39	1.185	17:31:44.622	
3 -	33.599	21.802	55.401	78.49	0.401	17:32:40.023	
4 -	33.392	21.753	55.145 (3)	78.85	0.145	17:33:35.168	
5 -	33.242	21.790	55.032 (2)	79.01	0.032	17:34:30.200	
6 -	33.220	21.780	55.000 (1)	79.06		17:35:25.200	
7 -	33.377	21.818	55.195	78.78	0.195	17:36:20.395	
8 -	33.708	22.091	55.799	77.93	0.799	17:37:16.194	
9 -	33.677	22.044	55.721	78.04	0.721	17:38:11.915	
10 -	33.679	22.049	55.728	78.03	0.728	17:39:07.643	

BMCRC - MRO Championships 2022 - Rnd 1 @ Brands Hatch Indy

Thunderbike Extreme & Ultra

RACE 17 - SECTOR ANALYSIS



SECTOR 1 = FL to I1, SECTOR 2 = I1 to FL, DIFF = Difference To Personal Best Lap, P = Crossed Finish Line in Pit Lane, D = Time Disallowed

P25 84 E		Ricardo BRANCO		Yamaha R1 - IMP Racing		
IDEAL LAP TIME : 55.258		BEST LAP TIME : 55.580		DIFFERENCE : 0.322		
LAP	SECTOR 1	SECTOR 2	LAP TIME	MPH	DIFF	TIME OF DAY
1 -		22.562	1:05.406	66.48	9.826	17:30:47.419
2 -	34.197	21.852	56.049	77.58	0.469	17:31:43.468
3 -	34.132	22.230	56.362	77.15	0.782	17:32:39.830
4 -	34.390	22.205	56.595	76.83	1.015	17:33:36.425
5 -	34.043	22.379	56.422	77.07	0.842	17:34:32.847
6 -	33.456	22.124	55.580 (1)	78.24		17:35:28.427
7 -	33.406	22.254	55.660 (3)	78.12	0.080	17:36:24.087
8 -	33.692	22.232	55.924	77.75	0.344	17:37:20.011
9 -	33.658	21.986	55.644 (2)	78.15	0.064	17:38:15.655

P26 46 E		Adrian DRAPER		Suzuki GSXR 750 - droopy racing uk		
IDEAL LAP TIME : 55.079		BEST LAP TIME : 55.096		DIFFERENCE : 0.017		
LAP	SECTOR 1	SECTOR 2	LAP TIME	MPH	DIFF	TIME OF DAY
1 -		23.056	1:06.350	65.54	11.254	17:30:48.363
2 -	34.441	22.463	56.904	76.42	1.808	17:31:45.267
3 -	34.157	22.307	56.464	77.01	1.368	17:32:41.731
4 -	33.692	21.987	55.679 (3)	78.10	0.583	17:33:37.410
5 -	34.297	22.416	56.713	76.67	1.617	17:34:34.123
6 -	33.501	22.243	55.744	78.01	0.648	17:35:29.867
7 -	33.321	22.198	55.519 (2)	78.32	0.423	17:36:25.386
8 -	33.092	22.004	55.096 (1)	78.92		17:37:20.482
9 -	33.469	22.258	55.727	78.03	0.631	17:38:16.209

P27 168 E		Ian ASHBY		Triumph DAYTONA 955i -		
IDEAL LAP TIME : 55.169		BEST LAP TIME : 55.398		DIFFERENCE : 0.229		
LAP	SECTOR 1	SECTOR 2	LAP TIME	MPH	DIFF	TIME OF DAY
1 -		22.589	1:04.915	66.98	9.517	17:30:46.928
2 -	35.206	22.394	57.600	75.49	2.202	17:31:44.528
3 -	34.406	22.063	56.469	77.00	1.071	17:32:40.997
4 -	33.818	21.838	55.656 (2)	78.13	0.258	17:33:36.653
5 -	34.101	22.448	56.549	76.89	1.151	17:34:33.202
6 -	34.334	22.750	57.084	76.17	1.686	17:35:30.286
7 -	33.382	22.383	55.765 (3)	77.98	0.367	17:36:26.051
8 -	33.611	21.787	55.398 (1)	78.49		17:37:21.449
9 -	33.901	21.973	55.874	77.82	0.476	17:38:17.323

P28 21 U		Danny BRENNAN		Yamaha R1 -		
IDEAL LAP TIME : 55.219		BEST LAP TIME : 55.338		DIFFERENCE : 0.119		
LAP	SECTOR 1	SECTOR 2	LAP TIME	MPH	DIFF	TIME OF DAY
1 -		22.742	1:06.483	65.40	11.145	17:30:48.496
2 -	34.974	22.021	56.995	76.29	1.657	17:31:45.491
3 -	34.742	22.297	57.039	76.23	1.701	17:32:42.530
4 -	33.748	21.590	55.338 (1)	78.58		17:33:37.868
5 -	33.629	21.961	55.590 (2)	78.22	0.252	17:34:33.458
6 -	33.862	21.905	55.767 (3)	77.97	0.429	17:35:29.225
7 -	33.932	22.367	56.299	77.24	0.961	17:36:25.524
8 -	34.315	22.244	56.559	76.88	1.221	17:37:22.083
9 -	34.359	22.134	56.493	76.97	1.155	17:38:18.576

BMCRC - MRO Championships 2022 - Rnd 1 @ Brands Hatch Indy

Thunderbike Extreme & Ultra

RACE 17 - SECTOR ANALYSIS



SECTOR 1 = FL to I1, SECTOR 2 = I1 to FL, DIFF = Difference To Personal Best Lap, P = Crossed Finish Line in Pit Lane, D = Time Disallowed

P29		4 U		Hayden KILLWORTH		Honda SK BLADE 954 - Stacey Killworth	
IDEAL LAP TIME : 55.493		BEST LAP TIME : 55.493		DIFFERENCE : 0.000			
LAP	SECTOR 1	SECTOR 2	LAP TIME	MPH	DIFF	TIME OF DAY	
1 -		23.367	1:08.620	63.37	13.127	17:30:50.633	
2 -	35.356	22.806	58.162	74.76	2.669	17:31:48.795	
3 -	34.944	23.102	58.046	74.91	2.553	17:32:46.841	
4 -	34.648	22.699	57.347	75.82	1.854	17:33:44.188	
5 -	34.471	22.583	57.054	76.21	1.561	17:34:41.242	
6 -	33.964	22.216	56.180	77.40	0.687	17:35:37.422	
7 -	33.747	22.148	55.895 (3)	77.79	0.402	17:36:33.317	
8 -	33.428	22.212	55.640 (2)	78.15	0.147	17:37:28.957	
9 -	33.383	22.110	55.493 (1)	78.36		17:38:24.450	

P30		24 E		Mark REYNOLDS		Aprilia MILLE -	
IDEAL LAP TIME : 55.025		BEST LAP TIME : 55.081		DIFFERENCE : 0.056			
LAP	SECTOR 1	SECTOR 2	LAP TIME	MPH	DIFF	TIME OF DAY	
1 -		23.958	1:09.369	62.68	14.288	17:30:51.382	
2 -	36.336	22.804	59.140	73.53	4.059	17:31:50.522	
3 -	34.717	22.295	57.012	76.27	1.931	17:32:47.534	
4 -	34.142	22.646	56.788 (3)	76.57	1.707	17:33:44.322	
5 -	34.969	22.614	57.583	75.51	2.502	17:34:41.905	
6 -	34.380	22.424	56.804	76.55	1.723	17:35:38.709	
7 -	34.890	22.363	57.253	75.95	2.172	17:36:35.962	
8 -	33.246	21.835	55.081 (1)	78.94		17:37:31.043	
9 -	33.866	21.779	55.645 (2)	78.14	0.564	17:38:26.688	

P31		23 U		Justin ROSE		Yamaha R1 -	
IDEAL LAP TIME : 56.786		BEST LAP TIME : 56.786		DIFFERENCE : 0.000			
LAP	SECTOR 1	SECTOR 2	LAP TIME	MPH	DIFF	TIME OF DAY	
1 -		23.030	1:06.981	64.92	10.195	17:30:48.994	
2 -	35.342	22.942	58.284	74.61	1.498	17:31:47.278	
3 -	35.330	22.547	57.877	75.13	1.091	17:32:45.155	
4 -	35.019	22.808	57.827	75.20	1.041	17:33:42.982	
5 -	35.305	22.639	57.944	75.04	1.158	17:34:40.926	
6 -	34.945	22.534	57.479 (3)	75.65	0.693	17:35:38.405	
7 -	34.908	22.255	57.163 (2)	76.07	0.377	17:36:35.568	
8 -	34.828	22.660	57.488	75.64	0.702	17:37:33.056	
9 -	34.667	22.119	56.786 (1)	76.57		17:38:29.842	

P32		6 E		Andrew FIRTH		Yamaha YZF-R1 - LTRmotorcycles.co.uk / Palmer Race Skool /	
IDEAL LAP TIME : 56.767		BEST LAP TIME : 56.822		DIFFERENCE : 0.055			
LAP	SECTOR 1	SECTOR 2	LAP TIME	MPH	DIFF	TIME OF DAY	
1 -		23.499	1:08.270	63.69	11.448	17:30:50.283	
2 -	35.290	22.774	58.064	74.89	1.242	17:31:48.347	
3 -	34.951	23.066	58.017	74.95	1.195	17:32:46.364	
4 -	34.674	22.598	57.272 (2)	75.92	0.450	17:33:43.636	
5 -	35.398	22.627	58.025	74.94	1.203	17:34:41.661	
6 -	35.054	22.634	57.688	75.38	0.866	17:35:39.349	
7 -	34.945	22.414	57.359 (3)	75.81	0.537	17:36:36.708	
8 -	34.576	23.621	58.197	74.72	1.375	17:37:34.905	
9 -	34.353	22.469	56.822 (1)	76.53		17:38:31.727	

BMCRC - MRO Championships 2022 - Rnd 1 @ Brands Hatch Indy

Thunderbike Extreme & Ultra

RACE 17 - SECTOR ANALYSIS



SECTOR 1 = FL to I1, SECTOR 2 = I1 to FL, DIFF = Difference To Personal Best Lap, P = Crossed Finish Line in Pit Lane, D = Time Disallowed

P33 103 U		Craig GOFFORD		Yamaha R1 4XV - Meala Racing Development BIKEMOTO			
IDEAL LAP TIME : 55.973		BEST LAP TIME : 55.973		DIFFERENCE : 0.000			
LAP	SECTOR 1	SECTOR 2	LAP TIME	MPH	DIFF	TIME OF DAY	
1 -		23.765	1:09.536	62.53	13.563	17:30:51.549	
2 -	35.945	22.830	58.775	73.98	2.802	17:31:50.324	
3 -	35.008	23.369	58.377	74.49	2.404	17:32:48.701	
4 -	35.215	22.817	58.032	74.93	2.059	17:33:46.733	
5 -	34.135	21.838	55.973 (1)	77.69		17:34:42.706	
6 -	34.517	22.416	56.933 (3)	76.38	0.960	17:35:39.639	
7 -	34.888	22.443	57.331	75.85	1.358	17:36:36.970	
8 -	34.552	23.730	58.282	74.61	2.309	17:37:35.252	
9 -	34.322	22.228	56.550 (2)	76.89	0.577	17:38:31.802	

P34 81 E		Kevin Van De WORP		Aprilia RSV 1000 -			
IDEAL LAP TIME : 57.972		BEST LAP TIME : 58.024		DIFFERENCE : 0.052			
LAP	SECTOR 1	SECTOR 2	LAP TIME	MPH	DIFF	TIME OF DAY	
1 -		23.723	1:08.169	63.79	10.145	17:30:50.182	
2 -	37.039	22.717	59.756 (3)	72.77	1.732	17:31:49.938	
3 -	35.261	23.289	58.550 (2)	74.27	0.526	17:32:48.488	
4 -	35.313	22.711	58.024 (1)	74.94		17:33:46.512	

P35 41 U		Paul PRICE		Suzuki GSXR1000 -			
IDEAL LAP TIME : 54.456		BEST LAP TIME : 54.757		DIFFERENCE : 0.301			
LAP	SECTOR 1	SECTOR 2	LAP TIME	MPH	DIFF	TIME OF DAY	
1 -		21.260	1:01.847	70.31	7.090	17:30:43.860	
2 -	33.196	21.561	54.757 (1)	79.41		17:31:38.617	

BMCRC - MRO Championships 2022 - Rnd 1 @ Brands Hatch Indy

Thunderbike Extreme & Ultra

RACE 17 - BEST SECTORS

SECTOR 1			SECTOR 2			IDEAL / BEST COMPARISON						
POS	NO	NAME	TIME	NO	NAME	TIME	POS	NO	NAME	IDEAL	BEST	DIFF
									PERFECT LAP	49.797		
1	275	WILBY	29.900	275	WILBY	19.897	1	275	WILBY	49.797	49.970	0.173
2	13	EDMONDSON	30.609	47	DANCE	20.208	2	13	EDMONDSON	50.866	50.963	0.097
3	5	KILLWORTH	30.692	13	EDMONDSON	20.257	3	47	DANCE	50.963	51.075	0.112
4	47	DANCE	30.755	5	KILLWORTH	20.356	4	5	KILLWORTH	51.048	51.219	0.171
5	45	HASHMI	30.763	102	FEARN	20.386	5	45	HASHMI	51.154	51.296	0.142
6	102	FEARN	30.892	45	HASHMI	20.391	6	102	FEARN	51.278	51.355	0.077
7	58	SHEEHAN	31.057	63	WREN	20.481	7	63	WREN	51.577	51.743	0.166
8	63	WREN	31.096	58	SHEEHAN	20.553	8	58	SHEEHAN	51.610	51.693	0.083
9	20	SWYER	31.249	82	HINNELLS	20.553	9	20	SWYER	51.877	51.968	0.091
10	77	MAY	31.522	258	FRIEND	20.574	10	258	FRIEND	52.107	52.215	0.108
11	258	FRIEND	31.533	20	SWYER	20.628	11	77	MAY	52.163	52.169	0.006
12	82	HINNELLS	31.703	77	MAY	20.641	12	82	HINNELLS	52.256	52.315	0.059
13	138	REVELEY	31.756	138	REVELEY	20.663	13	138	REVELEY	52.419	52.764	0.345
14	651	MOXON	31.989	460	GATES	20.951	14	651	MOXON	53.019	53.019	0.000
15	240	SCANLON	32.170	651	MOXON	21.030	15	240	SCANLON	53.332	53.459	0.127
16	51	HOGARTH	32.299	60	McCARTER	21.077	16	60	McCARTER	53.441	53.781	0.340
17	60	McCARTER	32.364	28	SPENCER	21.105	17	112	WEST	53.595	53.595	0.000
18	112	WEST	32.482	112	WEST	21.113	18	51	HOGARTH	53.614	53.614	0.000
19	17	KILLWORTH	32.544	17	KILLWORTH	21.150	19	28	SPENCER	53.677	53.751	0.074
20	28	SPENCER	32.572	240	SCANLON	21.162	20	17	KILLWORTH	53.694	53.972	0.278
21	460	GATES	32.833	41	PRICE	21.260	21	460	GATES	53.784	53.811	0.027
22	48	WALLIS	32.950	51	HOGARTH	21.315	22	48	WALLIS	54.332	54.444	0.112
23	80	OVEL	32.965	48	WALLIS	21.382	23	80	OVEL	54.354	54.354	0.000
24	46	DRAPER	33.092	80	OVEL	21.389	24	41	PRICE	54.456	54.757	0.301
25	41	PRICE	33.196	21	BRENNAN	21.590	25	119	HEALEY	54.973	55.000	0.027
26	119	HEALEY	33.220	119	HEALEY	21.753	26	24	REYNOLDS	55.025	55.081	0.056
27	24	REYNOLDS	33.246	24	REYNOLDS	21.779	27	46	DRAPER	55.079	55.096	0.017
28	168	ASHBY	33.382	168	ASHBY	21.787	28	168	ASHBY	55.169	55.398	0.229
29	4	KILLWORTH	33.383	103	GOFFORD	21.838	29	21	BRENNAN	55.219	55.338	0.119
30	84	BRANCO	33.406	84	BRANCO	21.852	30	84	BRANCO	55.258	55.580	0.322
31	21	BRENNAN	33.629	46	DRAPER	21.987	31	4	KILLWORTH	55.493	55.493	0.000
32	103	GOFFORD	34.135	4	KILLWORTH	22.110	32	103	GOFFORD	55.973	55.973	0.000
33	6	FIRTH	34.353	23	ROSE	22.119	33	6	FIRTH	56.767	56.822	0.055
34	23	ROSE	34.667	6	FIRTH	22.414	34	23	ROSE	56.786	56.786	0.000
35	81	WORP	35.261	81	WORP	22.711	35	81	WORP	57.972	58.024	0.052

BMCRC - MRO Championships 2022 - Rnd 1 @ Brands Hatch Indy

Thunderbike Extreme & Ultra

RACE 17 - STATISTICS

Competitors Started 35
Planned Start 2022-03-12 @ 17:12:00.000
Actual Start 2022-03-12 @ 17:29:42.012
Finish Time 2022-03-12 @ 17:38:15.513
Track Length 1.2079mi.
Total Laps 327
Total Distance Covered 394.9982mi.

Session Fastest Lap History

NO	CL	NAME	LAP TIME	TIME OF DAY	LAP	VEHICLE
47	U	Daryl DANCE	51.515	17:31:30.208	2	Yamaha YZF R1
45	U	Chad HASHMI	51.487	17:31:30.707	2	Suzuki GSXR1000
13	U	Doug EDMONDSON	51.237	17:31:31.118	2	Yamaha R1
275	U	Mark WILBY	50.528	17:32:20.864	3	Suzuki GSXR1000
275	U	Mark WILBY	50.009	17:33:10.872	4	Suzuki GSXR1000
275	U	Mark WILBY	49.970	17:34:00.842	5	Suzuki GSXR1000

Session Leader History

NO	CL	NAME	FROM LAP	LAPS LED	DISTANCE	VEHICLE
275	U	Mark WILBY	1	1	1.20 miles	Suzuki GSXR1000
47	U	Daryl DANCE	2	1	1.20 miles	Yamaha YZF R1
275	U	Mark WILBY	3	8	9.66 miles	Suzuki GSXR1000

Flag History

TYPE	TIME OF DAY
GREEN	17:29:42.012
FINISH	17:38:15.513

Flag Statistics

TYPE	COUNT	TOTAL LAPS	TOTAL TIME
Green	1	10	9:38.647
Red	0	0	0.000
Safety Car	0	0	0.000
FCY	0	0	0.000

BMCRC - MRO Championships 2022 - Rnd 1 @ Brands Hatch Indy

Thunderbike Extreme & Ultra

RACE 17 - STATISTICS

CLASS : U

22 Starters

Fastest Lap History

NO	NAME	LAP TIME	TIME OF DAY	LAP	VEHICLE
47	Daryl DANCE	51.515	17:31:30.208	2	Yamaha YZF R1
45	Chad HASHMI	51.487	17:31:30.707	2	Suzuki GSXR1000
13	Doug EDMONDSON	51.237	17:31:31.118	2	Yamaha R1
275	Mark WILBY	50.528	17:32:20.864	3	Suzuki GSXR1000
275	Mark WILBY	50.009	17:33:10.872	4	Suzuki GSXR1000
275	Mark WILBY	49.970	17:34:00.842	5	Suzuki GSXR1000

Leader History

NO	NAME	FROM LAP	LAPS LED	DISTANCE	VEHICLE
275	Mark WILBY	1	1	1.20 miles	Suzuki GSXR1000
47	Daryl DANCE	2	1	1.20 miles	Yamaha YZF R1
275	Mark WILBY	3	8	9.66 miles	Suzuki GSXR1000

BMCRC - MRO Championships 2022 - Rnd 1 @ Brands Hatch Indy

Thunderbike Extreme & Ultra

RACE 17 - STATISTICS

CLASS : E

13 Starters

Fastest Lap History

NO	NAME	LAP TIME	TIME OF DAY	LAP	VEHICLE
77	David MAY	52.778	17:31:32.592	2	Suzuki GSXR 750 K1
77	David MAY	52.663	17:32:25.254	3	Suzuki GSXR 750 K1
77	David MAY	52.415	17:33:17.670	4	Suzuki GSXR 750 K1
77	David MAY	52.169	17:34:09.838	5	Suzuki GSXR 750 K1

Leader History

NO	NAME	FROM LAP	LAPS LED	DISTANCE	VEHICLE
77	David MAY	1	10	12.07 miles	Suzuki GSXR 750 K1

BMCRC - MRO Championships 2022 - Rnd 1 @ Brands Hatch Indy



Thunderbike Extreme & Ultra

RACE 8 - GRID (12 Laps)



ROW 13	39		38		37	219 Tony COE
ROW 12	36	7 Seb JENKINS	35	81 Kevin Van De WORP	34	6 Andrew FIRTH
ROW 11		56.786		55.973		55.580
ROW 10	33	23 Justin ROSE	32	103 Craig GOFFORD	31	84 Ricardo BRANCO
ROW 9		55.493		55.398		55.338
ROW 8	30	4 Hayden KILLWORTH	29	168 Ian ASHBY	28	21 Danny BRENNAN
ROW 7		55.096		55.081		55.000
ROW 6	27	46 Adrian DRAPER	26	24 Mark REYNOLDS	25	119 Simon HEALEY
ROW 5		54.757		54.444		54.354
ROW 4	24	41 Paul PRICE	23	48 Shaun WALLIS	22	80 Mark OVEL
ROW 3		53.972		53.811		53.781
ROW 2	21	17 Jordan KILLWORTH	20	460 Simon GATES	19	60 Liam McCARTER
ROW 1		53.751		53.614		53.595
ROW 0	18	28 David SPENCER	17	51 Michael HOGARTH	16	112 Scott WEST
ROW 13		53.459		53.019		52.764
ROW 12	15	240 Andy SCANLON	14	651 Andrew MOXON	13	138 James REVELEY
ROW 11		52.315		52.215		52.169
ROW 10	12	82 Matt HINNELLS	11	258 Ande FRIEND	10	77 David MAY
ROW 9		51.968		51.743		51.693
ROW 8	9	20 Connor SWYER	8	63 Matthew WREN	7	58 James SHEEHAN
ROW 7		51.355		51.296		51.219
ROW 6	6	102 James FEARN	5	45 Chad HASHMI	4	5 Stacey KILLWORTH
ROW 5		51.075		50.963		49.970
ROW 4	3	47 Daryl DANCE	2	13 Doug EDMONDSON	1	275 Mark WILBY
ROW 3						Pole

Brands Hatch Indy: 1.2079 miles

These results are provisional until the conclusion of any judicial and technical matters.

Clerk Of Course :	Stewards :	Timekeeper : Craig Smith
-------------------	------------	--------------------------

Results can be found at www.tsl-timing.com

Printed - 17:42 Saturday, 12 March 2022



BMCRC - MRO Championships 2022 - Rnd 1 @ Brands Hatch Indy

Thunderbike Extreme & Ultra RACE 8 - CLASSIFICATION



POS	NO	CL	PIC NAME	ENTRY	LAPS	TIME	GAP	DIFF	MPH	BEST	ON
1	275	U	1 Mark WILBY	Suzuki GSXR1000 - Bandido Beer	5	4:41.005			77.37	54.897	4
2	47	U	2 Daryl DANCE	Yamaha YZF R1 - 2 brothers scaffolding	5	4:41.415	0.410	0.410	77.26	55.113	5
3	5	U	3 Stacey KILLWORTH	Suzuki GSXR 1000 - Greenplant/Everns	5	4:54.943	13.938	13.528	73.71	57.848	4
4	77	E	1 David MAY	Suzuki GSXR 750 K1 - ELP Racing	5	5:13.942	32.937	18.999	69.25	1:00.687	4
5	138	E	2 James REVELEY	Yamaha R6 - PCN Racing	5	5:14.340	33.335	0.398	69.17	59.946	5
6	258	U	4 Ande FRIEND	Kawasaki ZX10R - Flying colours Motorcycle Training	5	5:18.274	37.269	3.934	68.31	1:01.348	4
7	45	U	5 Chad HASHMI	Suzuki GSXR1000 -	5	5:23.280	42.275	5.006	67.25	1:02.672	5
8	51	E	3 Michael HOGARTH	Honda SP1 RC-51 - WHR Racing	5	5:24.050	43.045	0.770	67.09	1:03.038	3
9	103	U	6 Craig GOFFORD	Yamaha R1 4XV - Meala Racing Development BIKI	5	5:29.323	48.318	5.273	66.02	1:01.746	5
10	651	U	7 Andrew MOXON	Yamaha R1 - Vanguard motorsport Uckfield + DART	5	5:29.543	48.538	0.220	65.97	1:03.535	3
11	17	U	8 Jordan KILLWORTH	Kawasaki ZX-10R - Skyline	5	5:29.594	48.589	0.051	65.96	1:03.876	3
12	80	U	9 Mark OVEL	Yamaha R1 - I NEED A SPONSOR	5	5:29.988	48.983	0.394	65.89	1:03.842	3
13	60	U	10 Liam McCARTER	Suzuki GSXR1000 - Katie McCarter	5	5:33.854	52.849	3.866	65.12	1:03.816	3
14	112	U	11 Scott WEST	Suzuki GSXR1000 -	5	5:34.807	53.802	0.953	64.94	1:04.929	2
15	63	U	12 Matthew WREN	Suzuki GSXR1000 - TBR performance	5	5:34.849	53.844	0.042	64.93	1:03.855	2
16	119	E	4 Simon HEALEY	Yamaha R1 - Popular Tyres Ltd / Pro Parts Ltd	5	5:35.183	54.178	0.334	64.86	1:03.537	5
17	460	U	13 Simon GATES	Yamaha YZF R1 - No Tallentino Racing Team FATI	5	5:37.210	56.205	2.027	64.47	1:05.548	3
18	6	E	5 Andrew FIRTH	Yamaha YZF-R1 - LTRmotorcycles.co.uk / Palmer F	5	5:38.733	57.728	1.523	64.18	1:05.249	5
19	84	E	6 Ricardo BRANCO	Yamaha R1 - IMP Racing	4	4:44.073	1 Lap	1 Lap	61.23	1:08.121	3
20	23	U	14 Justin ROSE	Yamaha R1 -	4	4:44.609	1 Lap	0.536	61.11	1:07.914	3
21	46	E	7 Adrian DRAPER	Suzuki GSXR 750 - droopy racing uk	4	5:10.975	1 Lap	26.366	55.93	1:15.006	3

NOT CLASSIFIED

DNF	13	U	Doug EDMONDSON	Yamaha R1 - Stan Stephens Tuning	4	4:04.419	1 Lap		71.16	59.449	4
DNF	168	E	Ian ASHBY	Triumph DAYTONA 955I -	4	4:34.345	1 Lap	29.926	63.40	1:05.407	4
DNF	102	U	James FEARN	Suzuki GSXR1000 - Jwf tiling, palmer race skool, th	0						

FASTEST LAP

275	U	Mark WILBY	Suzuki GSXR1000 - Bandido Beer	4	54.897	79.21 mph	127.48 kph
138	E	James REVELEY	Yamaha R6 - PCN Racing	5	59.946	72.54 mph	116.74 kph

Class U - 92.5% of Race Speed = 71.56 mph

Class E - 92.5% of Race Speed = 64.05 mph

Weather / Track : Cloudy / Wet

These results are provisional until the conclusion of any judicial and technical matters.

Race Distance: 5 Laps / 6.03 miles

Brands Hatch Indy: 1.2079 miles

Date: 13/03/2022 Start: 13:37 Finish: 13:41

Clerk Of Course :

Stewards :

Timekeeper : Craig Smith

Results can be found at www.tsl-timing.com

Printed - 13:44 Sunday, 13 March 2022



BMCRC - MRO Championships 2022 - Rnd 1 @ Brands Hatch Indy

Thunderbike Extreme & Ultra

RACE 8 - LAP CHART

LAP 1 @ 13:38:05.657

NO	BEHIND	LAP TIME
47		1:00.108
275	0.696	1:00.804
5	2.136	1:02.244
13	4.781	1:04.889
45	6.529	1:06.637
77	6.761	1:06.869
138	7.046	1:07.154
63	7.942	1:08.050
258	8.095	1:08.203
51	8.740	1:08.848
651	11.633	1:11.741
80	11.969	1:12.077
17	12.677	1:12.785
112	12.900	1:13.008
460	13.344	1:13.452
60	13.945	1:14.053
119	14.333	1:14.441
103	14.573	1:14.681
168	15.547	1:15.655
6	15.915	1:16.023
84	18.277	1:18.385
23	18.680	1:18.788
46	24.687	1:24.795

LAP 2 @ 13:39:01.025

NO	BEHIND	LAP TIME
47		55.368
275	0.335	55.007
5	5.333	58.565
13	9.705	1:00.292
45	15.410	1:04.249
138	15.570	1:03.892
77	15.841	1:04.448
258	16.357	1:03.630
63	16.429	1:03.855
51	17.029	1:03.657
651	20.934	1:04.669
80	21.584	1:04.983
17	21.868	1:04.559
112	22.461	1:04.929
103	24.269	1:05.064
460	24.703	1:06.727
60	25.608	1:07.031
119	26.151	1:07.186
6	27.113	1:06.566
168	27.669	1:07.490
84	31.784	1:08.875
23	32.379	1:09.067
46	44.637	1:15.318

LAP 3 @ 13:39:56.518

NO	BEHIND	LAP TIME
275		55.158
47	0.059	55.552
5	7.748	57.908
13	14.001	59.789
77	21.182	1:00.834
138	23.115	1:03.038
45	23.627	1:03.710
258	23.657	1:02.793
51	24.574	1:03.038
63	27.696	1:06.760

651	28.976	1:03.535
80	29.933	1:03.842
17	30.251	1:03.876
103	31.635	1:02.859
112	31.953	1:04.985
60	33.931	1:03.816
460	34.758	1:05.548
119	35.760	1:05.102
6	37.224	1:05.604
168	37.969	1:05.793
84	44.412	1:08.121
23	44.800	1:07.914

LAP 4 @ 13:40:51.415

NO	BEHIND	LAP TIME
275		54.897
47	0.436	55.274
46	1 Lap	1:15.006
5	10.699	57.848
13	18.553	59.449
77	26.972	1:00.687
138	28.528	1:00.310
258	30.108	1:01.348
51	33.684	1:04.007
45	34.742	1:06.012
651	38.795	1:04.716
80	39.227	1:04.191
17	39.463	1:04.109
103	41.711	1:04.973
63	42.601	1:09.802
112	43.083	1:06.027
60	43.381	1:04.347
460	45.523	1:05.662
119	45.780	1:04.917
6	47.618	1:05.291
168	48.479	1:05.407

LAP 5 @ 13:41:46.554

NO	BEHIND	LAP TIME
275		55.139
47	0.410	55.113
84	1 Lap	1:08.692
23	1 Lap	1:08.840
5	13.938	58.378
46	1 Lap	1:15.856
77	32.937	1:01.104
138	33.335	59.946
258	37.269	1:02.300
45	42.275	1:02.672
51	43.045	1:04.500
103	48.318	1:01.746
651	48.538	1:04.882
17	48.589	1:04.265
80	48.983	1:04.895
60	52.849	1:04.607
112	53.802	1:05.858
63	53.844	1:06.382
119	54.178	1:03.537
460	56.205	1:05.821
6	57.728	1:05.249

BMCRC - MRO Championships 2022 - Rnd 1 @ Brands Hatch Indy

Thunderbike Extreme & Ultra

RACE 8 - SECTOR ANALYSIS



SECTOR 1 = FL to I1, SECTOR 2 = I1 to FL, DIFF = Difference To Personal Best Lap, P = Crossed Finish Line in Pit Lane, D = Time Disallowed

P1 275 U		Mark WILBY		Suzuki GSXR1000 - Bandido Beer		
IDEAL LAP TIME : 54.614		BEST LAP TIME : 54.897		DIFFERENCE : 0.283		
LAP	SECTOR 1	SECTOR 2	LAP TIME	MPH	DIFF	TIME OF DAY
1 -		22.387	1:00.804	71.51	5.907	13:38:06.353
2 -	32.993	22.014	55.007 (2)	79.05	0.110	13:39:01.360
3 -	33.162	21.996	55.158	78.83	0.261	13:39:56.518
4 -	32.768	22.129	54.897 (1)	79.21		13:40:51.415
5 -	32.618	22.521	55.139 (3)	78.86	0.242	13:41:46.554

P2 47 U		Daryl DANCE		Yamaha YZF R1 - 2 brothers scaffolding		
IDEAL LAP TIME : 54.790		BEST LAP TIME : 55.113		DIFFERENCE : 0.323		
LAP	SECTOR 1	SECTOR 2	LAP TIME	MPH	DIFF	TIME OF DAY
1 -		22.193	1:00.108	72.34	4.995	13:38:05.657
2 -	33.051	22.317	55.368 (3)	78.54	0.255	13:39:01.025
3 -	33.300	22.252	55.552	78.27	0.439	13:39:56.577
4 -	33.203	22.071	55.274 (2)	78.67	0.161	13:40:51.851
5 -	32.719	22.394	55.113 (1)	78.90		13:41:46.964

P3 5 U		Stacey KILLWORTH		Suzuki GSXR 1000 - Greenplant/Everns		
IDEAL LAP TIME : 57.664		BEST LAP TIME : 57.848		DIFFERENCE : 0.184		
LAP	SECTOR 1	SECTOR 2	LAP TIME	MPH	DIFF	TIME OF DAY
1 -		23.058	1:02.244	69.86	4.396	13:38:07.793
2 -	35.005	23.560	58.565	74.25	0.717	13:39:06.358
3 -	34.716	23.192	57.908 (2)	75.09	0.060	13:40:04.266
4 -	34.606	23.242	57.848 (1)	75.17		13:41:02.114
5 -	34.863	23.515	58.378 (3)	74.49	0.530	13:42:00.492

P4 77 E		David MAY		Suzuki GSXR 750 K1 - ELP Racing		
IDEAL LAP TIME : 1:00.630		BEST LAP TIME : 1:00.687		DIFFERENCE : 0.057		
LAP	SECTOR 1	SECTOR 2	LAP TIME	MPH	DIFF	TIME OF DAY
1 -		25.265	1:06.869	65.03	6.182	13:38:12.418
2 -	38.494	25.954	1:04.448	67.47	3.761	13:39:16.866
3 -	36.701	24.133	1:00.834 (2)	71.48	0.147	13:40:17.700
4 -	36.497	24.190	1:00.687 (1)	71.65		13:41:18.387
5 -	36.781	24.323	1:01.104 (3)	71.16	0.417	13:42:19.491

P5 138 E		James REVELEY		Yamaha R6 - PCN Racing		
IDEAL LAP TIME : 59.741		BEST LAP TIME : 59.946		DIFFERENCE : 0.205		
LAP	SECTOR 1	SECTOR 2	LAP TIME	MPH	DIFF	TIME OF DAY
1 -		24.664	1:07.154	64.75	7.208	13:38:12.703
2 -	38.606	25.286	1:03.892	68.06	3.946	13:39:16.595
3 -	38.470	24.568	1:03.038 (3)	68.98	3.092	13:40:19.633
4 -	36.672	23.638	1:00.310 (2)	72.10	0.364	13:41:19.943
5 -	36.103	23.843	59.946 (1)	72.54		13:42:19.889

P6 258 U		Ande FRIEND		Kawasaki ZX10R - Flying colours Motorcycle Training		
IDEAL LAP TIME : 1:01.348		BEST LAP TIME : 1:01.348		DIFFERENCE : 0.000		
LAP	SECTOR 1	SECTOR 2	LAP TIME	MPH	DIFF	TIME OF DAY
1 -		24.973	1:08.203	63.75	6.855	13:38:13.752
2 -	38.592	25.038	1:03.630	68.34	2.282	13:39:17.382
3 -	37.671	25.122	1:02.793 (3)	69.25	1.445	13:40:20.175
4 -	37.283	24.065	1:01.348 (1)	70.88		13:41:21.523
5 -	37.657	24.643	1:02.300 (2)	69.80	0.952	13:42:23.823

BMCRC - MRO Championships 2022 - Rnd 1 @ Brands Hatch Indy

Thunderbike Extreme & Ultra

RACE 8 - SECTOR ANALYSIS



SECTOR 1 = FL to I1, SECTOR 2 = I1 to FL, DIFF = Difference To Personal Best Lap, P = Crossed Finish Line in Pit Lane, D = Time Disallowed

P7 45 U		Chad HASHMI		Suzuki GSXR1000 -		
IDEAL LAP TIME : 1:02.672		BEST LAP TIME : 1:02.672		DIFFERENCE : 0.000		
LAP	SECTOR 1	SECTOR 2	LAP TIME	MPH	DIFF	TIME OF DAY
1 -		25.411	1:06.637	65.25	3.965	13:38:12.186
2 -	38.531	25.718	1:04.249 (3)	67.68	1.577	13:39:16.435
3 -	38.300	25.410	1:03.710 (2)	68.25	1.038	13:40:20.145
4 -	39.855	26.157	1:06.012	65.87	3.340	13:41:26.157
5 -	37.351	25.321	1:02.672 (1)	69.38		13:42:28.829

P8 51 E		Michael HOGARTH		Honda SP1 RC-51 - WHR Racing		
IDEAL LAP TIME : 1:03.038		BEST LAP TIME : 1:03.038		DIFFERENCE : 0.000		
LAP	SECTOR 1	SECTOR 2	LAP TIME	MPH	DIFF	TIME OF DAY
1 -		24.956	1:08.848	63.16	5.810	13:38:14.397
2 -	38.594	25.063	1:03.657 (2)	68.31	0.619	13:39:18.054
3 -	38.288	24.750	1:03.038 (1)	68.98		13:40:21.092
4 -	38.506	25.501	1:04.007 (3)	67.93	0.969	13:41:25.099
5 -	39.016	25.484	1:04.500	67.42	1.462	13:42:29.599

P9 103 U		Craig GOFFORD		Yamaha R1 4XV - Meala Racing Development BIKEMOTO		
IDEAL LAP TIME : 1:01.746		BEST LAP TIME : 1:01.746		DIFFERENCE : 0.000		
LAP	SECTOR 1	SECTOR 2	LAP TIME	MPH	DIFF	TIME OF DAY
1 -		25.872	1:14.681	58.22	12.935	13:38:20.230
2 -	39.991	25.073	1:05.064	66.83	3.318	13:39:25.294
3 -	38.106	24.753	1:02.859 (2)	69.18	1.113	13:40:28.153
4 -	39.893	25.080	1:04.973 (3)	66.92	3.227	13:41:33.126
5 -	37.123	24.623	1:01.746 (1)	70.42		13:42:34.872

P10 651 U		Andrew MOXON		Yamaha R1 - Vanguard motorsport Uckfield + DART Motorsport		
IDEAL LAP TIME : 1:03.535		BEST LAP TIME : 1:03.535		DIFFERENCE : 0.000		
LAP	SECTOR 1	SECTOR 2	LAP TIME	MPH	DIFF	TIME OF DAY
1 -		26.696	1:11.741	60.61	8.206	13:38:17.290
2 -	38.765	25.904	1:04.669 (2)	67.24	1.134	13:39:21.959
3 -	37.649	25.886	1:03.535 (1)	68.44		13:40:25.494
4 -	38.442	26.274	1:04.716 (3)	67.19	1.181	13:41:30.210
5 -	38.523	26.359	1:04.882	67.02	1.347	13:42:35.092

P11 17 U		Jordan KILLWORTH		Kawasaki ZX-10R - Skyline		
IDEAL LAP TIME : 1:03.267		BEST LAP TIME : 1:03.876		DIFFERENCE : 0.609		
LAP	SECTOR 1	SECTOR 2	LAP TIME	MPH	DIFF	TIME OF DAY
1 -		26.068	1:12.785	59.74	8.909	13:38:18.334
2 -	39.162	25.397	1:04.559	67.35	0.683	13:39:22.893
3 -	38.799	25.077	1:03.876 (1)	68.07		13:40:26.769
4 -	39.241	24.868	1:04.109 (2)	67.83	0.233	13:41:30.878
5 -	38.399	25.866	1:04.265 (3)	67.66	0.389	13:42:35.143

P12 80 U		Mark OVEL		Yamaha R1 - I NEED A SPONSOR		
IDEAL LAP TIME : 1:03.787		BEST LAP TIME : 1:03.842		DIFFERENCE : 0.055		
LAP	SECTOR 1	SECTOR 2	LAP TIME	MPH	DIFF	TIME OF DAY
1 -		26.174	1:12.077	60.33	8.235	13:38:17.626
2 -	39.517	25.466	1:04.983	66.91	1.141	13:39:22.609
3 -	38.556	25.286	1:03.842 (1)	68.11		13:40:26.451
4 -	38.960	25.231	1:04.191 (2)	67.74	0.349	13:41:30.642
5 -	39.013	25.882	1:04.895 (3)	67.00	1.053	13:42:35.537

BMCRC - MRO Championships 2022 - Rnd 1 @ Brands Hatch Indy

Thunderbike Extreme & Ultra

RACE 8 - SECTOR ANALYSIS



SECTOR 1 = FL to I1, SECTOR 2 = I1 to FL, DIFF = Difference To Personal Best Lap, P = Crossed Finish Line in Pit Lane, D = Time Disallowed

P13 60 U		Liam McCARTER		Suzuki GSXR1000 - Katie McCarter		
IDEAL LAP TIME : 1:03.730		BEST LAP TIME : 1:03.816		DIFFERENCE : 0.086		
LAP	SECTOR 1	SECTOR 2	LAP TIME	MPH	DIFF	TIME OF DAY
1 -		26.281	1:14.053	58.72	10.237	13:38:19.602
2 -	40.805	26.226	1:07.031	64.87	3.215	13:39:26.633
3 -	39.048	24.768	1:03.816 (1)	68.14		13:40:30.449
4 -	39.059	25.288	1:04.347 (2)	67.58	0.531	13:41:34.796
5 -	38.962	25.645	1:04.607 (3)	67.30	0.791	13:42:39.403

P14 112 U		Scott WEST		Suzuki GSXR1000 -		
IDEAL LAP TIME : 1:04.732		BEST LAP TIME : 1:04.929		DIFFERENCE : 0.197		
LAP	SECTOR 1	SECTOR 2	LAP TIME	MPH	DIFF	TIME OF DAY
1 -		26.724	1:13.008	59.56	8.079	13:38:18.557
2 -	39.558	25.371	1:04.929 (1)	66.97		13:39:23.486
3 -	39.361	25.624	1:04.985 (2)	66.91	0.056	13:40:28.471
4 -	39.870	26.157	1:06.027	65.86	1.098	13:41:34.498
5 -	40.129	25.729	1:05.858 (3)	66.03	0.929	13:42:40.356

P15 63 U		Matthew WREN		Suzuki GSXR1000 - TBR performance		
IDEAL LAP TIME : 1:03.795		BEST LAP TIME : 1:03.855		DIFFERENCE : 0.060		
LAP	SECTOR 1	SECTOR 2	LAP TIME	MPH	DIFF	TIME OF DAY
1 -		25.255	1:08.050	63.90	4.195	13:38:13.599
2 -	38.540	25.315	1:03.855 (1)	68.10		13:39:17.454
3 -	39.452	27.308	1:06.760 (3)	65.13	2.905	13:40:24.214
4 -	43.539	26.263	1:09.802	62.29	5.947	13:41:34.016
5 -	39.979	26.403	1:06.382 (2)	65.50	2.527	13:42:40.398

P16 119 E		Simon HEALEY		Yamaha R1 - Popular Tyres Ltd / Pro Parts Ltd		
IDEAL LAP TIME : 1:03.537		BEST LAP TIME : 1:03.537		DIFFERENCE : 0.000		
LAP	SECTOR 1	SECTOR 2	LAP TIME	MPH	DIFF	TIME OF DAY
1 -		26.244	1:14.441	58.41	10.904	13:38:19.990
2 -	41.160	26.026	1:07.186	64.72	3.649	13:39:27.176
3 -	39.626	25.476	1:05.102 (3)	66.79	1.565	13:40:32.278
4 -	39.577	25.340	1:04.917 (2)	66.98	1.380	13:41:37.195
5 -	38.684	24.853	1:03.537 (1)	68.44		13:42:40.732

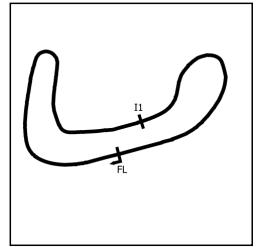
P17 460 U		Simon GATES		Yamaha YZF R1 - No Tallentino Racing Team FATI		
IDEAL LAP TIME : 1:05.291		BEST LAP TIME : 1:05.548		DIFFERENCE : 0.257		
LAP	SECTOR 1	SECTOR 2	LAP TIME	MPH	DIFF	TIME OF DAY
1 -		26.258	1:13.452	59.20	7.904	13:38:19.001
2 -	40.470	26.257	1:06.727	65.17	1.179	13:39:25.728
3 -	39.488	26.060	1:05.548 (1)	66.34		13:40:31.276
4 -	39.859	25.803	1:05.662 (2)	66.22	0.114	13:41:36.938
5 -	39.537	26.284	1:05.821 (3)	66.06	0.273	13:42:42.759

P18 6 E		Andrew FIRTH		Yamaha YZF-R1 - LTRmotorcycles.co.uk / Palmer Race Skool /		
IDEAL LAP TIME : 1:05.197		BEST LAP TIME : 1:05.249		DIFFERENCE : 0.052		
LAP	SECTOR 1	SECTOR 2	LAP TIME	MPH	DIFF	TIME OF DAY
1 -		26.710	1:16.023	57.20	10.774	13:38:21.572
2 -	40.100	26.466	1:06.566	65.32	1.317	13:39:28.138
3 -	39.747	25.857	1:05.604 (3)	66.28	0.355	13:40:33.742
4 -	39.359	25.932	1:05.291 (2)	66.60	0.042	13:41:39.033
5 -	39.340	25.909	1:05.249 (1)	66.64		13:42:44.282

BMCRC - MRO Championships 2022 - Rnd 1 @ Brands Hatch Indy

Thunderbike Extreme & Ultra

RACE 8 - SECTOR ANALYSIS



SECTOR 1 = FL to I1, SECTOR 2 = I1 to FL, DIFF = Difference To Personal Best Lap, P = Crossed Finish Line in Pit Lane, D = Time Disallowed

P19		84 E		Ricardo BRANCO		Yamaha R1 - IMP Racing	
IDEAL LAP TIME : 1:07.959		BEST LAP TIME : 1:08.121		DIFFERENCE : 0.162			
LAP	SECTOR 1	SECTOR 2	LAP TIME	MPH	DIFF	TIME OF DAY	
1 -		27.627	1:18.385	55.47	10.264	13:38:23.934	
2 -	41.775	27.100	1:08.875 (3)	63.13	0.754	13:39:32.809	
3 -	40.859	27.262	1:08.121 (1)	63.83		13:40:40.930	
4 -	41.109	27.583	1:08.692 (2)	63.30	0.571	13:41:49.622	

P20		23 U		Justin ROSE		Yamaha R1 -	
IDEAL LAP TIME : 1:07.914		BEST LAP TIME : 1:07.914		DIFFERENCE : 0.000			
LAP	SECTOR 1	SECTOR 2	LAP TIME	MPH	DIFF	TIME OF DAY	
1 -		27.925	1:18.788	55.19	10.874	13:38:24.337	
2 -	41.408	27.659	1:09.067 (3)	62.96	1.153	13:39:33.404	
3 -	40.974	26.940	1:07.914 (1)	64.03		13:40:41.318	
4 -	41.044	27.796	1:08.840 (2)	63.16	0.926	13:41:50.158	

P21		46 E		Adrian DRAPER		Suzuki GSXR 750 - droopy racing uk	
IDEAL LAP TIME : 1:14.956		BEST LAP TIME : 1:15.006		DIFFERENCE : 0.050			
LAP	SECTOR 1	SECTOR 2	LAP TIME	MPH	DIFF	TIME OF DAY	
1 -		30.592	1:24.795	51.28	9.789	13:38:30.344	
2 -	44.819	30.499	1:15.318 (2)	57.73	0.312	13:39:45.662	
3 -	44.869	30.137	1:15.006 (1)	57.97		13:41:00.668	
4 -	45.567	30.289	1:15.856 (3)	57.32	0.850	13:42:16.524	

P22		13 U		Doug EDMONDSON		Yamaha R1 - Stan Stephens Tuning	
IDEAL LAP TIME : 59.449		BEST LAP TIME : 59.449		DIFFERENCE : 0.000			
LAP	SECTOR 1	SECTOR 2	LAP TIME	MPH	DIFF	TIME OF DAY	
1 -		24.570	1:04.889	67.01	5.440	13:38:10.438	
2 -	36.156	24.136	1:00.292 (3)	72.12	0.843	13:39:10.730	
3 -	35.929	23.860	59.789 (2)	72.73	0.340	13:40:10.519	
4 -	35.667	23.782	59.449 (1)	73.14		13:41:09.968	

P23		168 E		Ian ASHBY		Triumph DAYTONA 955I -	
IDEAL LAP TIME : 1:05.230		BEST LAP TIME : 1:05.407		DIFFERENCE : 0.177			
LAP	SECTOR 1	SECTOR 2	LAP TIME	MPH	DIFF	TIME OF DAY	
1 -		27.240	1:15.655	57.47	10.248	13:38:21.204	
2 -	41.314	26.176	1:07.490 (3)	64.43	2.083	13:39:28.694	
3 -	39.734	26.059	1:05.793 (2)	66.09	0.386	13:40:34.487	
4 -	39.911	25.496	1:05.407 (1)	66.48		13:41:39.894	

BMCRC - MRO Championships 2022 - Rnd 1 @ Brands Hatch Indy

Thunderbike Extreme & Ultra

RACE 8 - BEST SECTORS

SECTOR 1			SECTOR 2			IDEAL / BEST COMPARISON						
POS	NO	NAME	TIME	NO	NAME	TIME	POS	NO	NAME	IDEAL	BEST	DIFF
									PERFECT LAP	54.614		
1	275	WILBY	32.618	275	WILBY	21.996	1	275	WILBY	54.614	54.897	0.283
2	47	DANCE	32.719	47	DANCE	22.071	2	47	DANCE	54.790	55.113	0.323
3	5	KILLWORTH	34.606	5	KILLWORTH	23.058	3	5	KILLWORTH	57.664	57.848	0.184
4	13	EDMONDSON	35.667	138	REVELEY	23.638	4	13	EDMONDSON	59.449	59.449	0.000
5	138	REVELEY	36.103	13	EDMONDSON	23.782	5	138	REVELEY	59.741	59.946	0.205
6	77	MAY	36.497	258	FRIEND	24.065	6	77	MAY	1:00.630	1:00.687	0.057
7	103	GOFFORD	37.123	77	MAY	24.133	7	258	FRIEND	1:01.348	1:01.348	0.000
8	258	FRIEND	37.283	103	GOFFORD	24.623	8	103	GOFFORD	1:01.746	1:01.746	0.000
9	45	HASHMI	37.351	51	HOGARTH	24.750	9	45	HASHMI	1:02.672	1:02.672	0.000
10	651	MOXON	37.649	60	McCARTER	24.768	10	51	HOGARTH	1:03.038	1:03.038	0.000
11	51	HOGARTH	38.288	119	HEALEY	24.853	11	17	KILLWORTH	1:03.267	1:03.876	0.609
12	17	KILLWORTH	38.399	17	KILLWORTH	24.868	12	651	MOXON	1:03.535	1:03.535	0.000
13	63	WREN	38.540	80	OVEL	25.231	13	119	HEALEY	1:03.537	1:03.537	0.000
14	80	OVEL	38.556	63	WREN	25.255	14	60	McCARTER	1:03.730	1:03.816	0.086
15	119	HEALEY	38.684	45	HASHMI	25.321	15	80	OVEL	1:03.787	1:03.842	0.055
16	60	McCARTER	38.962	112	WEST	25.371	16	63	WREN	1:03.795	1:03.855	0.060
17	6	FIRTH	39.340	168	ASHBY	25.496	17	112	WEST	1:04.732	1:04.929	0.197
18	112	WEST	39.361	460	GATES	25.803	18	6	FIRTH	1:05.197	1:05.249	0.052
19	460	GATES	39.488	6	FIRTH	25.857	19	168	ASHBY	1:05.230	1:05.407	0.177
20	168	ASHBY	39.734	651	MOXON	25.886	20	460	GATES	1:05.291	1:05.548	0.257
21	84	BRANCO	40.859	23	ROSE	26.940	21	23	ROSE	1:07.914	1:07.914	0.000
22	23	ROSE	40.974	84	BRANCO	27.100	22	84	BRANCO	1:07.959	1:08.121	0.162
23	46	DRAPER	44.819	46	DRAPER	30.137	23	46	DRAPER	1:14.956	1:15.006	0.050
24												

BMCRC - MRO Championships 2022 - Rnd 1 @ Brands Hatch Indy

Thunderbike Extreme & Ultra

RACE 8 - STATISTICS

Competitors Started 24
Planned Start 2022-03-13 @ 13:21:00.000
Actual Start 2022-03-13 @ 13:37:05.548
Finish Time 2022-03-13 @ 13:41:46.553
Track Length 1.2079mi.
Total Laps 110
Total Distance Covered 132.8740mi.

Session Fastest Lap History

NO	CL	NAME	LAP TIME	TIME OF DAY	LAP	VEHICLE
47	U	Daryl DANCE	55.368	13:39:01.058	2	Yamaha YZF R1
275	U	Mark WILBY	55.007	13:39:01.375	2	Suzuki GSXR1000
275	U	Mark WILBY	54.897	13:40:51.429	4	Suzuki GSXR1000

Session Leader History

NO	CL	NAME	FROM LAP	LAPS LED	DISTANCE	VEHICLE
47	U	Daryl DANCE	1	2	2.41 miles	Yamaha YZF R1
275	U	Mark WILBY	3	3	3.62 miles	Suzuki GSXR1000

Flag History

TYPE	TIME OF DAY
GREEN	13:37:05.548
FINISH	13:41:46.553

Flag Statistics

TYPE	COUNT	TOTAL LAPS	TOTAL TIME
Green	1	5	6:04.366
Red	0	0	0.000
Safety Car	0	0	0.000
FCY	0	0	0.000

BMCRC - MRO Championships 2022 - Rnd 1 @ Brands Hatch Indy

Thunderbike Extreme & Ultra

RACE 8 - STATISTICS

CLASS : U

16 Starters

Fastest Lap History

NO	NAME	LAP TIME	TIME OF DAY	LAP	VEHICLE
47	Daryl DANCE	55.368	13:39:01.058	2	Yamaha YZF R1
275	Mark WILBY	55.007	13:39:01.375	2	Suzuki GSXR1000
275	Mark WILBY	54.897	13:40:51.429	4	Suzuki GSXR1000

Leader History

NO	NAME	FROM LAP	LAPS LED	DISTANCE	VEHICLE
47	Daryl DANCE	1	2	2.41 miles	Yamaha YZF R1
275	Mark WILBY	3	3	3.62 miles	Suzuki GSXR1000

BMCRC - MRO Championships 2022 - Rnd 1 @ Brands Hatch Indy

Thunderbike Extreme & Ultra

RACE 8 - STATISTICS

CLASS : E

8 Starters

Fastest Lap History

NO	NAME	LAP TIME	TIME OF DAY	LAP	VEHICLE
138	James REVELEY	1:03.892	13:39:16.605	2	Yamaha R6
51	Michael HOGARTH	1:03.657	13:39:18.065	2	Honda SP1 RC-51
77	David MAY	1:00.834	13:40:17.713	3	Suzuki GSXR 750 K1
77	David MAY	1:00.687	13:41:18.400	4	Suzuki GSXR 750 K1
138	James REVELEY	1:00.310	13:41:19.952	4	Yamaha R6
138	James REVELEY	59.946	13:42:19.899	5	Yamaha R6

Leader History

NO	NAME	FROM LAP	LAPS LED	DISTANCE	VEHICLE
77	David MAY	1	1	1.20 miles	Suzuki GSXR 750 K1
138	James REVELEY	2	1	1.20 miles	Yamaha R6
77	David MAY	3	3	3.62 miles	Suzuki GSXR 750 K1

BMCRC - MRO Championships 2022 - Rnd 1 @ Brands Hatch Indy

Thunderbike Extreme & Ultra

RACE 18 - GRID (12 Laps)



ROW 12	35	81 Kevin Van De Worp	34	4 Hayden KILLWORTH		
ROW 11	33	21 Danny BRENNAN	32	24 Mark REYNOLDS	31	41 Paul PRICE
ROW 10	30	48 Shaun WALLIS	29	28 David SPENCER	28	240 Andy SCANLON
ROW 9	27	82 Matt HINNELLS	26	20 Connor SWYER	25	58 James SHEEHAN
ROW 8	24	1:15.006 46 Adrian DRAPER	23	1:08.121 84 Ricardo BRANCO	22	1:07.914 23 Justin ROSE
ROW 7	21	1:05.548 460 Simon GATES	20	1:05.407 168 Ian ASHBY	19	1:05.249 6 Andrew FIRTH
ROW 6	18	1:04.929 112 Scott WEST	17	1:03.876 17 Jordan KILLWORTH	16	1:03.855 63 Matthew WREN
ROW 5	15	1:03.842 80 Mark OVEL	14	1:03.816 60 Liam McCARTER	13	1:03.537 119 Simon HEALEY
ROW 4	12	102 James FEARN	11	1:03.535 651 Andrew MOXON	10	1:03.038 51 Michael HOGARTH
ROW 3	9	1:02.672 45 Chad HASHMI	8	1:01.746 103 Craig GOFFORD	7	1:01.348 258 Ande FRIEND
ROW 2	6	1:00.687 77 David MAY	5	59.946 138 James REVELEY	4	59.449 13 Doug EDMONDSON
ROW 1	3	57.848 5 Stacey KILLWORTH	2	55.113 47 Daryl DANCE	1	54.897 275 Mark WILBY
Pole						

Brands Hatch Indy: 1.2079 miles

These results are provisional until the conclusion of any judicial and technical matters.

Clerk Of Course :	Stewards :	Timekeeper : Craig Smith
-------------------	------------	--------------------------

Results can be found at www.tsl-timing.com

Printed - 13:47 Sunday, 13 March 2022



BMCRC - MRO Championships 2022 - Rnd 1 @ Brands Hatch Indy

Thunderbike Extreme & Ultra RACE 18 - CLASSIFICATION



POS	NO	CL	PIC NAME	ENTRY	LAPS	TIME	GAP	DIFF	MPH	BEST	ON
1	275	U	1 Mark WILBY	Suzuki GSXR1000 - Bandido Beer	6	5:24.457			80.41	52.884	3
2	47	U	2 Daryl DANCE	Yamaha YZF R1 - 2 brothers scaffolding	6	5:32.164	7.707	7.707	78.55	53.869	2
3	5	U	3 Stacey KILLWORTH	Suzuki GSXR 1000 - Greenplant/Everns	6	5:36.244	11.787	4.080	77.59	54.878	2
4	258	U	4 Ande FRIEND	Kawasaki ZX10R - Flying colours Motorcycle Traini	6	5:43.533	19.076	7.289	75.95	54.177	6
5	63	U	5 Matthew WREN	Suzuki GSXR1000 - TBR performance	6	5:43.542	19.085	0.009	75.94	54.627	5
6	77	E	1 David MAY	Suzuki GSXR 750 K1 - ELP Racing	6	5:56.173	31.716	12.631	73.25	57.692	6
7	20	U	6 Connor SWYER	Suzuki GSXR 1000 K6 - WSC Performace & lleithyr t	6	5:57.911	33.454	1.738	72.89	55.605	6
8	651	U	7 Andrew MOXON	Yamaha R1 - Vanguard motorsport Uckfield + DART	6	6:03.234	38.777	5.323	71.83	57.948	5
9	17	U	8 Jordan KILLWORTH	Kawasaki ZX-10R - Skyline	6	6:03.253	38.796	0.019	71.82	57.587	5
10	51	E	2 Michael HOGARTH	Honda SP1 RC-51 - WHR Racing	6	6:04.280	39.823	1.027	71.62	57.925	5
11	103	U	9 Craig GOFFORD	Yamaha R1 4XV - Meala Racing Development BIKI	6	6:05.238	40.781	0.958	71.43	58.272	6
12	240	E	3 Andy SCANLON	Ducati 996 - helmet city, hel, Continental	6	6:11.549	47.092	6.311	70.22	59.266	5
13	460	U	10 Simon GATES	Yamaha YZF R1 - No Tallentino Racing Team FATI	6	6:12.574	48.117	1.025	70.03	59.770	6
14	168	E	4 Ian ASHBY	Triumph DAYTONA 955I -	6	6:13.102	48.645	0.528	69.93	59.330	6
15	84	E	5 Ricardo BRANCO	Yamaha R1 - IMP Racing	6	6:13.393	48.936	0.291	69.87	59.054	6
16	6	E	6 Andrew FIRTH	Yamaha YZF-R1 - LTRmotorcycles.co.uk / Palmer F	6	6:13.476	49.019	0.083	69.86	59.095	4
17	23	U	11 Justin ROSE	Yamaha R1 -	6	6:13.679	49.222	0.203	69.82	57.922	6
18	4	U	12 Hayden KILLWORTH	Honda SK BLADE 954 - Stacey Killworth	6	6:14.979	50.522	1.300	69.58	59.101	6
19	60	U	13 Liam McCARTER	Suzuki GSXR1000 - Katie McCarter	6	6:22.137	57.680	7.158	68.27	1:00.694	5
20	80*	U	14 Mark OVEL	Yamaha R1 - I NEED A SPONSOR	6	6:24.610	1:00.153	2.473	67.83	58.566	6
21	45*	U	15 Chad HASHMI	Suzuki GSXR1000 -	5	5:35.295	1 Lap	1 Lap	64.84	1:02.994	2

NOT CLASSIFIED

DNF 13 U Doug EDMONDSON Yamaha R1 - Stan Stephens Tuning 0

FASTEST LAP

275	U	Mark WILBY	Suzuki GSXR1000 - Bandido Beer	3	52.884	82.22 mph	132.33 kph
77	E	David MAY	Suzuki GSXR 750 K1 - ELP Racing	6	57.692	75.37 mph	121.30 kph

* Bikes 45 & 80 - 10 second penalty - jump start
Class U - 92.5% of Race Speed = 74.37 mph
Class E - 92.5% of Race Speed = 67.75 mph

Weather / Track : Cloudy / Drying

These results are provisional until the conclusion of any judicial and technical matters.

Race Distance: 6 Laps / 7.24 miles

Brands Hatch Indy: 1.2079 miles

Date: 13/03/2022 Start: 16:57 Finish: 17:02

Clerk Of Course :	Stewards :	Timekeeper : Craig Smith
-------------------	------------	--------------------------

Results can be found at www.tsl-timing.com

Printed - 17:03 Sunday, 13 March 2022



BMCRC - MRO Championships 2022 - Rnd 1 @ Brands Hatch Indy

Thunderbike Extreme & Ultra

RACE 18 - LAP CHART

LAP 1 @ 16:57:59.220

NO	BEHIND	LAP TIME
275		58.136
47	0.568	58.704
5	1.412	59.548
258	6.145	1:04.281
63	6.857	1:04.993
77	7.715	1:05.851
45	7.845	1:05.981
103	8.037	1:06.173
651	8.210	1:06.346
17	8.732	1:06.868
51	8.764	1:06.900
460	9.956	1:08.092
20	11.631	1:09.767
168	11.963	1:10.099
6	12.224	1:10.360
60	12.589	1:10.725
80	12.689	1:10.825
84	12.822	1:10.958
240	12.917	1:11.053
4	13.076	1:11.212
23	13.332	1:11.468

LAP 2 @ 16:58:52.310

NO	BEHIND	LAP TIME
275		53.090
47	1.347	53.869
5	3.200	54.878
258	10.083	57.028
63	11.007	57.240
77	13.138	58.513
651	15.897	1:00.777
45	17.749	1:02.994
103	17.864	1:02.917
17	17.875	1:02.233
51	18.086	1:02.412
460	18.148	1:01.282
20	18.480	59.939
6	18.949	59.815
168	19.374	1:00.501
240	20.466	1:00.639
84	22.635	1:02.903
60	23.388	1:03.889
23	23.667	1:03.425
4	23.770	1:03.784
80	23.866	1:04.267

LAP 3 @ 16:59:45.194

NO	BEHIND	LAP TIME
275		52.884
47	2.871	54.408
5	5.392	55.076
258	13.976	56.777
63	14.133	56.010
77	18.079	57.825
651	23.210	1:00.197
17	24.522	59.531
20	24.861	59.265
51	25.446	1:00.244
103	25.818	1:00.838
460	27.778	1:02.514
240	28.886	1:01.304
168	29.795	1:03.305

6	30.051	1:03.986
84	30.511	1:00.760
45	30.817	1:05.952
4	31.298	1:00.412
23	31.616	1:00.833
80	32.010	1:01.028
60	34.433	1:03.929

LAP 4 @ 17:00:38.271

NO	BEHIND	LAP TIME
275		53.077
47	4.722	54.928
5	7.652	55.337
63	16.919	55.863
258	17.027	56.128
77	23.146	58.144
20	28.639	56.855
651	29.429	59.296
17	29.953	58.508
51	31.120	58.751
103	31.488	58.747
460	35.063	1:00.362
240	35.646	59.837
6	36.069	59.095
168	36.792	1:00.074
84	37.409	59.975
4	39.285	1:01.064
23	39.325	1:00.786
80	39.561	1:00.628
45	43.502	1:05.762
60	43.562	1:02.206

LAP 5 @ 17:01:31.714

NO	BEHIND	LAP TIME
275		53.443
47	6.398	55.119
5	9.796	55.587
63	18.103	54.627
258	18.726	55.142
77	27.851	58.148
20	31.676	56.480
651	33.934	57.948
17	34.097	57.587
51	35.602	57.925
103	36.336	58.291
240	41.469	59.266
460	42.174	1:00.554
6	42.739	1:00.113
168	43.142	59.793
84	43.709	59.743
23	45.127	59.245
4	45.248	59.406
80	45.414	59.296
60	50.813	1:00.694

LAP 6 @ 17:02:25.541

NO	BEHIND	LAP TIME
275		53.827
45	1 Lap	1:04.606
47	7.707	55.136
5	11.787	55.818
258	19.076	54.177
63	19.085	54.809
77	31.716	57.692

20	33.454	55.605
651	38.777	58.670
17	38.796	58.526
51	39.823	58.048
103	40.781	58.272
240	47.092	59.450
460	48.117	59.770
168	48.645	59.330
84	48.936	59.054
6	49.019	1:00.107
23	49.222	57.922
80	50.153	58.566
4	50.522	59.101
60	57.680	1:00.694

BMCRC - MRO Championships 2022 - Rnd 1 @ Brands Hatch Indy

Thunderbike Extreme & Ultra

RACE 18 - SECTOR ANALYSIS



SECTOR 1 = FL to I1, SECTOR 2 = I1 to FL, DIFF = Difference To Personal Best Lap, P = Crossed Finish Line in Pit Lane, D = Time Disallowed

P1 275 U		Mark WILBY		Suzuki GSXR1000 - Bandido Beer		
IDEAL LAP TIME : 52.834		BEST LAP TIME : 52.884		DIFFERENCE : 0.050		
LAP	SECTOR 1	SECTOR 2	LAP TIME	MPH	DIFF	TIME OF DAY
1 -		21.354	58.136	74.79	5.252	16:57:59.220
2 -	31.919	21.171	53.090 (3)	81.91	0.206	16:58:52.310
3 -	31.811	21.073	52.884 (1)	82.22		16:59:45.194
4 -	31.761	21.316	53.077 (2)	81.93	0.193	17:00:38.271
5 -	32.005	21.438	53.443	81.36	0.559	17:01:31.714
6 -	31.881	21.946	53.827	80.78	0.943	17:02:25.541

P2 47 U		Daryl DANCE		Yamaha YZF R1 - 2 brothers scaffolding		
IDEAL LAP TIME : 53.869		BEST LAP TIME : 53.869		DIFFERENCE : 0.000		
LAP	SECTOR 1	SECTOR 2	LAP TIME	MPH	DIFF	TIME OF DAY
1 -		21.537	58.704	74.07	4.835	16:57:59.788
2 -	32.497	21.372	53.869 (1)	80.72		16:58:53.657
3 -	32.671	21.737	54.408 (2)	79.92	0.539	16:59:48.065
4 -	33.002	21.926	54.928 (3)	79.16	1.059	17:00:42.993
5 -	33.006	22.113	55.119	78.89	1.250	17:01:38.112
6 -	33.026	22.110	55.136	78.87	1.267	17:02:33.248

P3 5 U		Stacey KILLWORTH		Suzuki GSXR 1000 - Greenplant/Everns		
IDEAL LAP TIME : 54.778		BEST LAP TIME : 54.878		DIFFERENCE : 0.100		
LAP	SECTOR 1	SECTOR 2	LAP TIME	MPH	DIFF	TIME OF DAY
1 -		21.780	59.548	73.02	4.670	16:58:00.632
2 -	32.998	21.880	54.878 (1)	79.24		16:58:55.510
3 -	33.039	22.037	55.076 (2)	78.95	0.198	16:59:50.586
4 -	33.096	22.241	55.337 (3)	78.58	0.459	17:00:45.923
5 -	33.350	22.237	55.587	78.23	0.709	17:01:41.510
6 -	33.433	22.385	55.818	77.90	0.940	17:02:37.328

P4 258 U		Ande FRIEND		Kawasaki ZX10R - Flying colours Motorcycle Training		
IDEAL LAP TIME : 54.177		BEST LAP TIME : 54.177		DIFFERENCE : 0.000		
LAP	SECTOR 1	SECTOR 2	LAP TIME	MPH	DIFF	TIME OF DAY
1 -		23.934	1:04.281	67.64	10.104	16:58:05.365
2 -	34.607	22.421	57.028	76.25	2.851	16:59:02.393
3 -	34.453	22.324	56.777	76.59	2.600	16:59:59.170
4 -	33.933	22.195	56.128 (3)	77.47	1.951	17:00:55.298
5 -	33.580	21.562	55.142 (2)	78.86	0.965	17:01:50.440
6 -	32.931	21.246	54.177 (1)	80.26		17:02:44.617

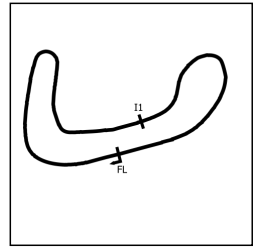
P5 63 U		Matthew WREN		Suzuki GSXR1000 - TBR performance		
IDEAL LAP TIME : 54.627		BEST LAP TIME : 54.627		DIFFERENCE : 0.000		
LAP	SECTOR 1	SECTOR 2	LAP TIME	MPH	DIFF	TIME OF DAY
1 -		24.861	1:04.993	66.90	10.366	16:58:06.077
2 -	35.186	22.054	57.240	75.97	2.613	16:59:03.317
3 -	33.744	22.266	56.010	77.63	1.383	16:59:59.327
4 -	33.793	22.070	55.863 (3)	77.84	1.236	17:00:55.190
5 -	32.767	21.860	54.627 (1)	79.60		17:01:49.817
6 -	32.834	21.975	54.809 (2)	79.34	0.182	17:02:44.626

P6 77 E		David MAY		Suzuki GSXR 750 K1 - ELP Racing		
IDEAL LAP TIME : 57.692		BEST LAP TIME : 57.692		DIFFERENCE : 0.000		
LAP	SECTOR 1	SECTOR 2	LAP TIME	MPH	DIFF	TIME OF DAY
1 -		24.908	1:05.851	66.03	8.159	16:58:06.935
2 -	35.332	23.181	58.513	74.31	0.821	16:59:05.448
3 -	34.778	23.047	57.825 (2)	75.20	0.133	17:00:03.273
4 -	35.166	22.978	58.144 (3)	74.79	0.452	17:01:01.417
5 -	35.213	22.935	58.148	74.78	0.456	17:01:59.565
6 -	34.764	22.928	57.692 (1)	75.37		17:02:57.257

BMCRC - MRO Championships 2022 - Rnd 1 @ Brands Hatch Indy

Thunderbike Extreme & Ultra

RACE 18 - SECTOR ANALYSIS



SECTOR 1 = FL to I1, SECTOR 2 = I1 to FL, DIFF = Difference To Personal Best Lap, P = Crossed Finish Line in Pit Lane, D = Time Disallowed

P7 20 U		Connor SWYER		Suzuki GSXR 1000 K6 - WSC Performace & lleithyr farm			
IDEAL LAP TIME : 55.605		BEST LAP TIME : 55.605		DIFFERENCE : 0.000			
LAP	SECTOR 1	SECTOR 2	LAP TIME	MPH	DIFF	TIME OF DAY	
1 -		25.202	1:09.767	62.32	14.162	16:58:10.851	
2 -	36.068	23.871	59.939	72.55	4.334	16:59:10.790	
3 -	35.964	23.301	59.265	73.37	3.660	17:00:10.055	
4 -	34.108	22.747	56.855 (3)	76.48	1.250	17:01:06.910	
5 -	33.706	22.774	56.480 (2)	76.99	0.875	17:02:03.390	
6 -	33.168	22.437	55.605 (1)	78.20		17:02:58.995	

P8 651 U		Andrew MOXON		Yamaha R1 - Vanguard motorsport Uckfield + DART Motorsport			
IDEAL LAP TIME : 57.790		BEST LAP TIME : 57.948		DIFFERENCE : 0.158			
LAP	SECTOR 1	SECTOR 2	LAP TIME	MPH	DIFF	TIME OF DAY	
1 -		24.026	1:06.346	65.54	8.398	16:58:07.430	
2 -	36.878	23.899	1:00.777	71.55	2.829	16:59:08.207	
3 -	35.981	24.216	1:00.197	72.23	2.249	17:00:08.404	
4 -	36.160	23.136	59.296 (3)	73.33	1.348	17:01:07.700	
5 -	34.654	23.294	57.948 (1)	75.04		17:02:05.648	
6 -	35.466	23.204	58.670 (2)	74.11	0.722	17:03:04.318	

P9 17 U		Jordan KILLWORTH		Kawasaki ZX-10R - Skyline			
IDEAL LAP TIME : 57.587		BEST LAP TIME : 57.587		DIFFERENCE : 0.000			
LAP	SECTOR 1	SECTOR 2	LAP TIME	MPH	DIFF	TIME OF DAY	
1 -		24.125	1:06.868	65.03	9.281	16:58:07.952	
2 -	37.321	24.912	1:02.233	69.87	4.646	16:59:10.185	
3 -	36.138	23.393	59.531	73.04	1.944	17:00:09.716	
4 -	35.607	22.901	58.508 (2)	74.32	0.921	17:01:08.224	
5 -	35.002	22.585	57.587 (1)	75.51		17:02:05.811	
6 -	35.556	22.970	58.526 (3)	74.30	0.939	17:03:04.337	

P10 51 E		Michael HOGARTH		Honda SP1 RC-51 - WHR Racing			
IDEAL LAP TIME : 57.751		BEST LAP TIME : 57.925		DIFFERENCE : 0.174			
LAP	SECTOR 1	SECTOR 2	LAP TIME	MPH	DIFF	TIME OF DAY	
1 -		24.487	1:06.900	65.00	8.975	16:58:07.984	
2 -	38.301	24.111	1:02.412	69.67	4.487	16:59:10.396	
3 -	36.991	23.253	1:00.244	72.18	2.319	17:00:10.640	
4 -	35.677	23.074	58.751 (3)	74.01	0.826	17:01:09.391	
5 -	35.001	22.924	57.925 (1)	75.07		17:02:07.316	
6 -	35.298	22.750	58.048 (2)	74.91	0.123	17:03:05.364	

P11 103 U		Craig GOFFORD		Yamaha R1 4XV - Meala Racing Development BIKEMOTO			
IDEAL LAP TIME : 58.120		BEST LAP TIME : 58.272		DIFFERENCE : 0.152			
LAP	SECTOR 1	SECTOR 2	LAP TIME	MPH	DIFF	TIME OF DAY	
1 -		24.615	1:06.173	65.71	7.901	16:58:07.257	
2 -	38.312	24.605	1:02.917	69.11	4.645	16:59:10.174	
3 -	37.778	23.060	1:00.838	71.47	2.566	17:00:11.012	
4 -	35.932	22.815	58.747 (3)	74.02	0.475	17:01:09.759	
5 -	35.520	22.771	58.291 (2)	74.60	0.019	17:02:08.050	
6 -	35.349	22.923	58.272 (1)	74.62		17:03:06.322	

P12 240 E		Andy SCANLON		Ducati 996 - helmet city, hel, Continental			
IDEAL LAP TIME : 59.195		BEST LAP TIME : 59.266		DIFFERENCE : 0.071			
LAP	SECTOR 1	SECTOR 2	LAP TIME	MPH	DIFF	TIME OF DAY	
1 -		25.384	1:11.053	61.20	11.787	16:58:12.137	
2 -	36.974	23.665	1:00.639	71.71	1.373	16:59:12.776	
3 -	37.157	24.147	1:01.304	70.93	2.038	17:00:14.080	
4 -	35.756	24.081	59.837 (3)	72.67	0.571	17:01:13.917	
5 -	35.530	23.736	59.266 (1)	73.37		17:02:13.183	
6 -	35.551	23.899	59.450 (2)	73.14	0.184	17:03:12.633	

BMCRC - MRO Championships 2022 - Rnd 1 @ Brands Hatch Indy

Thunderbike Extreme & Ultra

RACE 18 - SECTOR ANALYSIS



SECTOR 1 = FL to I1, SECTOR 2 = I1 to FL, DIFF = Difference To Personal Best Lap, P = Crossed Finish Line in Pit Lane, D = Time Disallowed

P13 460 U		Simon GATES		Yamaha YZF R1 - No Tallentino Racing Team FATI			
IDEAL LAP TIME : 59.770		BEST LAP TIME : 59.770		DIFFERENCE : 0.000			
LAP	SECTOR 1	SECTOR 2	LAP TIME	MPH	DIFF	TIME OF DAY	
1 -		23.993	1:08.092	63.86	8.322	16:58:09.176	
2 -	37.399	23.883	1:01.282	70.96	1.512	16:59:10.458	
3 -	38.783	23.731	1:02.514	69.56	2.744	17:00:12.972	
4 -	36.482	23.880	1:00.362 (2)	72.04	0.592	17:01:13.334	
5 -	36.954	23.600	1:00.554 (3)	71.81	0.784	17:02:13.888	
6 -	36.304	23.466	59.770 (1)	72.75		17:03:13.658	

P14 168 E		Ian ASHBY		Triumph DAYTONA 955I -			
IDEAL LAP TIME : 59.330		BEST LAP TIME : 59.330		DIFFERENCE : 0.000			
LAP	SECTOR 1	SECTOR 2	LAP TIME	MPH	DIFF	TIME OF DAY	
1 -		25.508	1:10.099	62.03	10.769	16:58:11.183	
2 -	37.061	23.440	1:00.501	71.87	1.171	16:59:11.684	
3 -	38.513	24.792	1:03.305	68.69	3.975	17:00:14.989	
4 -	36.796	23.278	1:00.074 (3)	72.38	0.744	17:01:15.063	
5 -	36.322	23.471	59.793 (2)	72.72	0.463	17:02:14.856	
6 -	36.186	23.144	59.330 (1)	73.29		17:03:14.186	

P15 84 E		Ricardo BRANCO		Yamaha R1 - IMP Racing			
IDEAL LAP TIME : 59.054		BEST LAP TIME : 59.054		DIFFERENCE : 0.000			
LAP	SECTOR 1	SECTOR 2	LAP TIME	MPH	DIFF	TIME OF DAY	
1 -		25.169	1:10.958	61.28	11.904	16:58:12.042	
2 -	38.393	24.510	1:02.903	69.13	3.849	16:59:14.945	
3 -	37.174	23.586	1:00.760	71.57	1.706	17:00:15.705	
4 -	36.628	23.347	59.975 (3)	72.50	0.921	17:01:15.680	
5 -	36.410	23.333	59.743 (2)	72.78	0.689	17:02:15.423	
6 -	35.960	23.094	59.054 (1)	73.63		17:03:14.477	

P16 6 E		Andrew FIRTH		Yamaha YZF-R1 - LTRmotorcycles.co.uk / Palmer Race Skool /			
IDEAL LAP TIME : 59.095		BEST LAP TIME : 59.095		DIFFERENCE : 0.000			
LAP	SECTOR 1	SECTOR 2	LAP TIME	MPH	DIFF	TIME OF DAY	
1 -		25.491	1:10.360	61.80	11.265	16:58:11.444	
2 -	36.340	23.475	59.815 (2)	72.70	0.720	16:59:11.259	
3 -	38.514	25.472	1:03.986	67.96	4.891	17:00:15.245	
4 -	35.772	23.323	59.095 (1)	73.58		17:01:14.340	
5 -	36.405	23.708	1:00.113	72.34	1.018	17:02:14.453	
6 -	36.286	23.821	1:00.107 (3)	72.34	1.012	17:03:14.560	

P17 23 U		Justin ROSE		Yamaha R1 -			
IDEAL LAP TIME : 57.922		BEST LAP TIME : 57.922		DIFFERENCE : 0.000			
LAP	SECTOR 1	SECTOR 2	LAP TIME	MPH	DIFF	TIME OF DAY	
1 -		25.206	1:11.468	60.84	13.546	16:58:12.552	
2 -	38.540	24.885	1:03.425	68.56	5.503	16:59:15.977	
3 -	37.115	23.718	1:00.833	71.48	2.911	17:00:16.810	
4 -	37.264	23.522	1:00.786 (3)	71.53	2.864	17:01:17.596	
5 -	35.974	23.271	59.245 (2)	73.40	1.323	17:02:16.841	
6 -	35.253	22.669	57.922 (1)	75.07		17:03:14.763	

P18 4 U		Hayden KILLWORTH		Honda SK BLADE 954 - Stacey Killworth			
IDEAL LAP TIME : 58.935		BEST LAP TIME : 59.101		DIFFERENCE : 0.166			
LAP	SECTOR 1	SECTOR 2	LAP TIME	MPH	DIFF	TIME OF DAY	
1 -		24.901	1:11.212	61.06	12.111	16:58:12.296	
2 -	38.368	25.416	1:03.784	68.17	4.683	16:59:16.080	
3 -	36.420	23.992	1:00.412 (3)	71.98	1.311	17:00:16.492	
4 -	37.368	23.696	1:01.064	71.21	1.963	17:01:17.556	
5 -	35.794	23.612	59.406 (2)	73.20	0.305	17:02:16.962	
6 -	35.960	23.141	59.101 (1)	73.57		17:03:16.063	

BMCRC - MRO Championships 2022 - Rnd 1 @ Brands Hatch Indy

Thunderbike Extreme & Ultra

RACE 18 - SECTOR ANALYSIS



SECTOR 1 = FL to I1, SECTOR 2 = I1 to FL, DIFF = Difference To Personal Best Lap, P = Crossed Finish Line in Pit Lane, D = Time Disallowed

P19 60 U		Liam McCARTER		Suzuki GSXR1000 - Katie McCarter			
IDEAL LAP TIME : 1:00.469		BEST LAP TIME : 1:00.694		DIFFERENCE : 0.225			
LAP	SECTOR 1	SECTOR 2	LAP TIME	MPH	DIFF	TIME OF DAY	
1 -		26.441	1:10.725	61.48	10.031	16:58:11.809	
2 -	38.525	25.364	1:03.889	68.06	3.195	16:59:15.698	
3 -	39.187	24.742	1:03.929	68.02	3.235	17:00:19.627	
4 -	37.419	24.787	1:02.206 (3)	69.90	1.512	17:01:21.833	
5 -	36.908	23.786	1:00.694 (1)	71.64		17:02:22.527	
6 -	36.683	24.011	1:00.694 (1)	71.64		17:03:23.221	

P20 80 U		Mark OVEL		Yamaha R1 - I NEED A SPONSOR			
IDEAL LAP TIME : 58.566		BEST LAP TIME : 58.566		DIFFERENCE : 0.000			
LAP	SECTOR 1	SECTOR 2	LAP TIME	MPH	DIFF	TIME OF DAY	
1 -		25.632	1:10.825	61.39	12.259	16:58:11.909	
2 -	38.956	25.311	1:04.267	67.66	5.701	16:59:16.176	
3 -	37.187	23.841	1:01.028	71.25	2.462	17:00:17.204	
4 -	37.075	23.553	1:00.628 (3)	71.72	2.062	17:01:17.832	
5 -	36.104	23.192	59.296 (2)	73.33	0.730	17:02:17.128	
6 -	35.781	22.785	58.566 (1)	74.25		17:03:15.694	

P21 45 U		Chad HASHMI		Suzuki GSXR1000 -			
IDEAL LAP TIME : 1:02.994		BEST LAP TIME : 1:02.994		DIFFERENCE : 0.000			
LAP	SECTOR 1	SECTOR 2	LAP TIME	MPH	DIFF	TIME OF DAY	
1 -		25.968	1:05.981	65.90	2.987	16:58:07.065	
2 -	38.028	24.966	1:02.994 (1)	69.03		16:59:10.059	
3 -	39.547	26.405	1:05.952	65.93	2.958	17:00:16.011	
4 -	39.872	25.890	1:05.762 (3)	66.12	2.768	17:01:21.773	
5 -	38.825	25.781	1:04.606 (2)	67.30	1.612	17:02:26.379	

BMCRC - MRO Championships 2022 - Rnd 1 @ Brands Hatch Indy

Thunderbike Extreme & Ultra

RACE 18 - BEST SECTORS

SECTOR 1			SECTOR 2			IDEAL / BEST COMPARISON						
POS	NO	NAME	TIME	NO	NAME	TIME	POS	NO	NAME	IDEAL	BEST	DIFF
									PERFECT LAP	52.834		
1	275	WILBY	31.761	275	WILBY	21.073	1	275	WILBY	52.834	52.884	0.050
2	47	DANCE	32.497	258	FRIEND	21.246	2	47	DANCE	53.869	53.869	0.000
3	63	WREN	32.767	47	DANCE	21.372	3	258	FRIEND	54.177	54.177	0.000
4	258	FRIEND	32.931	5	KILLWORTH	21.780	4	63	WREN	54.627	54.627	0.000
5	5	KILLWORTH	32.998	63	WREN	21.860	5	5	KILLWORTH	54.778	54.878	0.100
6	20	SWYER	33.168	20	SWYER	22.437	6	20	SWYER	55.605	55.605	0.000
7	651	MOXON	34.654	17	KILLWORTH	22.585	7	17	KILLWORTH	57.587	57.587	0.000
8	77	MAY	34.764	23	ROSE	22.669	8	77	MAY	57.692	57.692	0.000
9	51	HOGARTH	35.001	51	HOGARTH	22.750	9	51	HOGARTH	57.751	57.925	0.174
10	17	KILLWORTH	35.002	103	GOFFORD	22.771	10	651	MOXON	57.790	57.948	0.158
11	23	ROSE	35.253	80	OVEL	22.785	11	23	ROSE	57.922	57.922	0.000
12	103	GOFFORD	35.349	77	MAY	22.928	12	103	GOFFORD	58.120	58.272	0.152
13	240	SCANLON	35.530	84	BRANCO	23.094	13	80	OVEL	58.566	58.566	0.000
14	6	FIRTH	35.772	651	MOXON	23.136	14	4	KILLWORTH	58.935	59.101	0.166
15	80	OVEL	35.781	4	KILLWORTH	23.141	15	84	BRANCO	59.054	59.054	0.000
16	4	KILLWORTH	35.794	168	ASHBY	23.144	16	6	FIRTH	59.095	59.095	0.000
17	84	BRANCO	35.960	6	FIRTH	23.323	17	240	SCANLON	59.195	59.266	0.071
18	168	ASHBY	36.186	460	GATES	23.466	18	168	ASHBY	59.330	59.330	0.000
19	460	GATES	36.304	240	SCANLON	23.665	19	460	GATES	59.770	59.770	0.000
20	60	McCARTER	36.683	60	McCARTER	23.786	20	60	McCARTER	1:00.469	1:00.694	0.225
21	45	HASHMI	38.028	45	HASHMI	24.966	21	45	HASHMI	1:02.994	1:02.994	0.000
22												

BMCRC - MRO Championships 2022 - Rnd 1 @ Brands Hatch Indy

Thunderbike Extreme & Ultra

RACE 18 - STATISTICS

Competitors Started 21
Planned Start 2022-03-13 @ 16:40:00.000
Actual Start 2022-03-13 @ 16:57:01.083
Finish Time 2022-03-13 @ 17:02:25.540
Track Length 1.2079mi.
Total Laps 125
Total Distance Covered 150.9931mi.

Session Fastest Lap History

NO	CL	NAME	LAP TIME	TIME OF DAY	LAP	VEHICLE
275	U	Mark WILBY	53.090	16:58:52.324	2	Suzuki GSXR1000
275	U	Mark WILBY	52.884	16:59:45.208	3	Suzuki GSXR1000

Session Leader History

NO	CL	NAME	FROM LAP	LAPS LED	DISTANCE	VEHICLE
275	U	Mark WILBY	1	6	7.24 miles	Suzuki GSXR1000

Flag History

TYPE	TIME OF DAY
GREEN	16:57:01.083
FINISH	17:02:25.540

Flag Statistics

TYPE	COUNT	TOTAL LAPS	TOTAL TIME
Green	1	6	6:32.277
Red	0	0	0.000
Safety Car	0	0	0.000
FCY	0	0	0.000

BMCRC - MRO Championships 2022 - Rnd 1 @ Brands Hatch Indy

Thunderbike Extreme & Ultra

RACE 18 - STATISTICS

CLASS : U

15 Starters

Fastest Lap History

NO	NAME	LAP TIME	TIME OF DAY	LAP	VEHICLE
275	Mark WILBY	53.090	16:58:52.324	2	Suzuki GSXR1000
275	Mark WILBY	52.884	16:59:45.208	3	Suzuki GSXR1000

Leader History

NO	NAME	FROM LAP	LAPS LED	DISTANCE	VEHICLE
275	Mark WILBY	1	6	7.24 miles	Suzuki GSXR1000

BMCRC - MRO Championships 2022 - Rnd 1 @ Brands Hatch Indy

Thunderbike Extreme & Ultra

RACE 18 - STATISTICS

CLASS : E

6 Starters

Fastest Lap History

NO	NAME	LAP TIME	TIME OF DAY	LAP	VEHICLE
77	David MAY	58.513	16:59:05.460	2	Suzuki GSXR 750 K1
77	David MAY	57.825	17:00:03.281	3	Suzuki GSXR 750 K1
77	David MAY	57.692	17:02:57.269	6	Suzuki GSXR 750 K1

Leader History

NO	NAME	FROM LAP	LAPS LED	DISTANCE	VEHICLE
77	David MAY	1	6	7.24 miles	Suzuki GSXR 750 K1



BMCRC THUNDERBIKE SPORT & BMCRC ROOKIE MINITWINS

Supported by Steve Jordan Motorcycles



BMCRC-MRO Championships - Round 1

Brands Hatch Indy

12th / 13th March 2022



Timing & Results Provided by Timing Solutions Ltd

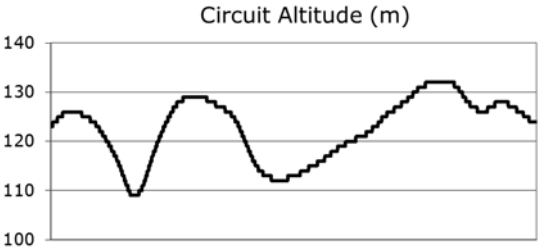
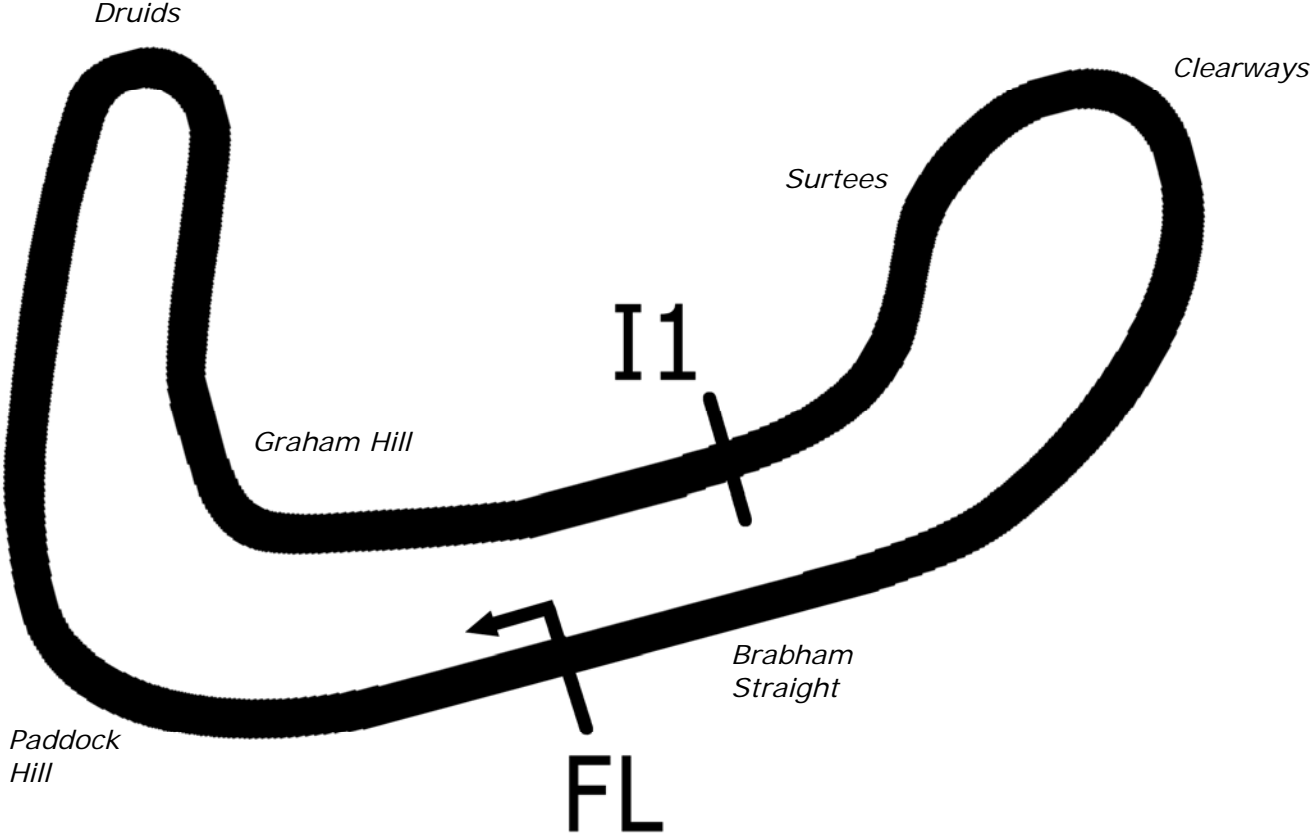
www.tsl-timing.com

Brands Hatch Indy



SPORTS TIMING

TIMING SOLUTIONS LTD



Length	1.2079 miles	1944.0 m	
FL		51.36032 N	0.26032 E
I1	1112m	51.35934 N	0.25955 E
Pit Entry	1669m	51.35911 N	0.25743 E
Pit Exit	26m after FL	51.36027 N	0.26078 E
Pit Entry–Pit Exit 277m, 16.6s @60kph, 12.4s @80kph			

All results available at www.tsl-timing.com

BMCRC - MRO Championships 2022 - Rnd 1 @ Brands Hatch Indy



BMCRC Thunderbike Sport & Rookie Minitwins

QUALIFYING - CLASSIFICATION

POS	NO	CL	PIC NAME	ENTRY	TIME	ON	LAPS	GAP	DIFF	MPH
1	109		1 Chris CAYFORD	Honda CB500 - Multi-Tech Coachworks	1:00.711	10	11			71.62
2	54		2 Adam JAMISON	Yamaha R6 - Team AJR	1:00.928	10	11	0.217	0.217	71.37
3	78	RMT	1 Tim FRAMPTON	Suzuki SV650 - K66	1:01.718	11	11	1.007	0.790	70.45
4	69		3 Tony RUSSO	Yamaha R6 - Wymark Lubricants	1:01.973	11	11	1.262	0.255	70.16
5	292	R	1 Tommi CALDWELL	Yamaha YZF-R6 - DART Motorsport	1:02.000	6	9	1.289	0.027	70.13
6	33	RMT	2 Luke BLACKFORD	Suzuki SV650 - Tyres4bikes	1:02.828	4	4	2.117	0.828	69.21
7	77	RMT	3 Antony BAKER	Suzuki SV650 - GTS Financial	1:03.754	7	9	3.043	0.926	68.20
8	39	RMT	4 Daniel COVILL	Suzuki SV650 - Pirtek	1:04.090	8	10	3.379	0.336	67.85
9	48		4 Shaun WALLIS	Yamaha R6 - MBC Despatch Racing	1:04.222	11	11	3.511	0.132	67.71
10	624		5 Matthew FEDRICK	Yamaha R6 - M.Fedrck Farriers Ltd/Palmer Race Skoo	1:04.521	11	11	3.810	0.299	67.39
11	81		6 Malvern MAY	Honda CBR600RR - IMP racing	1:04.950	4	6	4.239	0.429	66.95
12	627	RMT	5 Aaron MONK	Suzuki SV650 - flyaspitfire.co.uk	1:04.989	8	9	4.278	0.039	66.91
13	130	RMT	6 Vince JONES	Suzuki SV650 - Centurion Electrical	1:06.098	8	10	5.387	1.109	65.79
14	117	RMT	7 Brandon WRIGHT	Suzuki SV650 - OneEliquids.com	1:06.128	10	10	5.417	0.030	65.76
15	139		7 Rob MARLEY	Honda CBR600F3 - PearTree Racing	1:06.317	7	9	5.606	0.189	65.57
16	52	RMT	8 Stephen BAYLEY	Suzuki SV650 - Mander Organ Builders Racing	1:06.639	7	8	5.928	0.322	65.25
17	84		8 Ricardo BRANCO	Yamaha R6 - IMP Racing	1:07.168	9	10	6.457	0.529	64.74
18	68		9 Andrew Finlay HOWE	Kawasaki ZXR400L - Finlay Howe Ltd	1:07.327	9	9	6.616	0.159	64.58
19	58		10 Mark LAWSON	Honda CBR - Crawfords metal detectors	1:08.074	9	9	7.363	0.747	63.88
20	710	RMT	9 Ian FOSTER	Suzuki SV650 - Quantum Kitchens	1:09.254	5	7	8.543	1.180	62.79
21	45	RMT	10 Terence QUINCE	Suzuki SV650 -	1:09.477	9	10	8.766	0.223	62.59
22	30		11 Connor WADE	Suzuki SV650 - WELD CARE INDUSTRIES	1:09.628	1	6	8.917	0.151	62.45
23	191*	RMT	11 Justin GRACE	Suzuki SV650 - G-Race Motorsports	1:09.639	1	2	8.928	0.011	62.44
24	152	RMT	12 Samuel DOWNES	Suzuki SV650 -	1:11.436	8	9	10.725	1.797	60.87
25	91	RMT	13 Ben WEST	Suzuki SV650 - RV2 power	1:11.526	3	9	10.815	0.090	60.79
26	13	RMT	14 Kurt KENT	Suzuki SV650 -	1:12.277	9	9	11.566	0.751	60.16
27	99	RMT	15 Roger PARKES	Suzuki SV650 - Simply Owners Ltd	1:14.216	9	9	13.505	1.939	58.59
28	138		12 Craig JARMIN	Suzuki SV650 - SK PreP	1:14.422	1	1	13.711	0.206	58.43
29	271		13 Andrew BUTTERS	Honda CBR 600 FY -	1:15.571	5	6	14.860	1.149	57.54
30	828		14 David SPENCER	Suzuki GSXR 600 -	1:20.347	2	2	19.636	4.776	54.12
31	689		15 David TREVEIL	Yamaha YZF-R6 -			0			

* Bike 191 - Please fit a working transponder

Weather / Track : Cloudy / Damp

These results are provisional until the conclusion of any judicial and technical matters.

Brands Hatch Indy: 1.2079 miles
Date: 12/03/2022 Start: 09:15 Finish: 09:27

Clerk Of Course :	Stewards :	Timekeeper : Craig Smith
-------------------	------------	--------------------------

Results can be found at www.tsl-timing.com

Printed - 09:28 Saturday, 12 March 2022



BMCRC - MRO Championships 2022 - Rnd 1 @ Brands Hatch Indy

BMCRC Thunderbike Sport & Rookie Minitwins

QUALIFYING - SECTOR ANALYSIS



SECTOR 1 = FL to I1, SECTOR 2 = I1 to FL, DIFF = Difference To Personal Best Lap, P = Crossed Finish Line in Pit Lane, D = Time Disallowed

P1 109		Chris CAYFORD		Honda CB500 - Multi-Tech Coachworks			
IDEAL LAP TIME : 59.855		BEST LAP TIME : 1:00.711		DIFFERENCE : 0.856			
LAP	SECTOR 1	SECTOR 2	LAP TIME	MPH	DIFF	TIME OF DAY	
1 -	43.850	27.476	1:11.326	60.96	10.615	09:17:30.551	
2 -	40.436	25.998	1:06.434	65.45	5.723	09:18:36.985	
3 -	39.987	25.202	1:05.189	66.70	4.478	09:19:42.174	
4 -	38.877	26.262	1:05.139	66.75	4.428	09:20:47.313	
5 -	38.323	24.988	1:03.311	68.68	2.600	09:21:50.624	
6 -	38.094	24.707	1:02.801	69.24	2.090	09:22:53.425	
7 -	38.864	26.866	1:05.730	66.15	5.019	09:23:59.155	
8 -	37.635	24.350	1:01.985 (3)	70.15	1.274	09:25:01.140	
9 -	36.843	25.491	1:02.334	69.76	1.623	09:26:03.474	
10 -	36.526	24.185	1:00.711 (1)	71.62		09:27:04.185	
11 -	35.670	25.433	1:01.103 (2)	71.16	0.392	09:28:05.288	

P2 54		Adam JAMISON		Yamaha R6 - Team AJR			
IDEAL LAP TIME : 1:00.270		BEST LAP TIME : 1:00.928		DIFFERENCE : 0.658			
LAP	SECTOR 1	SECTOR 2	LAP TIME	MPH	DIFF	TIME OF DAY	
1 -	40.272	25.642	1:05.914	65.97	4.986	09:17:12.412	
2 -	40.184	25.122	1:05.306	66.58	4.378	09:18:17.718	
3 -	39.346	24.683	1:04.029	67.91	3.101	09:19:21.747	
4 -	38.584	25.040	1:03.624	68.34	2.696	09:20:25.371	
5 -	38.112	25.483	1:03.595	68.37	2.667	09:21:28.966	
6 -	37.910	26.441	1:04.351	67.57	3.423	09:22:33.317	
7 -	38.260	24.549	1:02.809	69.23	1.881	09:23:36.126	
8 -	37.750	24.113	1:01.863 (3)	70.29	0.935	09:24:37.989	
9 -	38.364	24.571	1:02.935	69.09	2.007	09:25:40.924	
10 -	37.327	23.601	1:00.928 (1)	71.37		09:26:41.852	
11 -	36.669	24.373	1:01.042 (2)	71.23	0.114	09:27:42.894	

P3 78 RMT		Tim FRAMPTON		Suzuki SV650 - K66			
IDEAL LAP TIME : 1:01.269		BEST LAP TIME : 1:01.718		DIFFERENCE : 0.449			
LAP	SECTOR 1	SECTOR 2	LAP TIME	MPH	DIFF	TIME OF DAY	
1 -	42.784	26.493	1:09.277	62.77	7.559	09:17:30.529	
2 -	39.435	26.520	1:05.955	65.93	4.237	09:18:36.484	
3 -	39.910	25.651	1:05.561	66.32	3.843	09:19:42.045	
4 -	38.632	27.330	1:05.962	65.92	4.244	09:20:48.007	
5 -	39.104	24.838	1:03.942	68.00	2.224	09:21:51.949	
6 -	37.631	24.440	1:02.071 (3)	70.05	0.353	09:22:54.020	
7 -	39.694	26.211	1:05.905	65.98	4.187	09:23:59.925	
8 -	38.071	24.364	1:02.435	69.65	0.717	09:25:02.360	
9 -	37.229	25.068	1:02.297	69.80	0.579	09:26:04.657	
10 -	37.169	24.804	1:01.973 (2)	70.16	0.255	09:27:06.630	
11 -	36.905	24.813	1:01.718 (1)	70.45		09:28:08.348	

P4 69		Tony RUSSO		Yamaha R6 - Wymark Lubricants			
IDEAL LAP TIME : 1:01.812		BEST LAP TIME : 1:01.973		DIFFERENCE : 0.161			
LAP	SECTOR 1	SECTOR 2	LAP TIME	MPH	DIFF	TIME OF DAY	
1 -	45.121	26.724	1:11.845	60.52	9.872	09:17:25.766	
2 -	42.045	26.405	1:08.450	63.52	6.477	09:18:34.216	
3 -	40.147	25.426	1:05.573	66.31	3.600	09:19:39.789	
4 -	39.381	26.893	1:06.274	65.61	4.301	09:20:46.063	
5 -	38.441	24.264	1:02.705 (3)	69.35	0.732	09:21:48.768	
6 -	38.132	24.359	1:02.491 (2)	69.58	0.518	09:22:51.259	
7 -	39.880	24.799	1:04.679	67.23	2.706	09:23:55.938	
8 -	38.353	24.949	1:03.302	68.69	1.329	09:24:59.240	
9 -	38.674	26.662	1:05.336	66.55	3.363	09:26:04.576	
10 -	38.542	24.310	1:02.852	69.18	0.879	09:27:07.428	
11 -	37.548	24.425	1:01.973 (1)	70.16		09:28:09.401	

BMCRC - MRO Championships 2022 - Rnd 1 @ Brands Hatch Indy

BMCRC Thunderbike Sport & Rookie Minitwins

QUALIFYING - SECTOR ANALYSIS



SECTOR 1 = FL to I1, SECTOR 2 = I1 to FL, DIFF = Difference To Personal Best Lap, P = Crossed Finish Line in Pit Lane, D = Time Disallowed

P5 292 R		Tommi CALDWELL		Yamaha YZF-R6 - DART Motorsport			
IDEAL LAP TIME : 1:00.977		BEST LAP TIME : 1:02.000		DIFFERENCE : 1.023			
LAP	SECTOR 1	SECTOR 2	LAP TIME	MPH	DIFF	TIME OF DAY	
1 -	44.954	27.369	1:12.323	60.12	10.323	09:17:31.720	
2 -	41.629	26.162	1:07.791	64.14	5.791	09:18:39.511	
3 -	39.473	26.093	1:05.566	66.32	3.566	09:19:45.077	
4 -	37.958	25.031	1:02.989	69.03	0.989	09:20:48.066	
5 -	38.254	24.169	1:02.423 (3)	69.66	0.423	09:21:50.489	
6 -	37.671	24.329	1:02.000 (1)	70.13		09:22:52.489	
7 -	39.144	27.097	1:06.241	65.64	4.241	09:23:58.730	
8 -	38.461	24.424	1:02.885	69.15	0.885	09:25:01.615	
9 -	36.808	25.271	1:02.079 (2)	70.04	0.079	09:26:03.694	

P6 33 RMT		Luke BLACKFORD		Suzuki SV650 - Tyres4bikes			
IDEAL LAP TIME : 1:02.828		BEST LAP TIME : 1:02.828		DIFFERENCE : 0.000			
LAP	SECTOR 1	SECTOR 2	LAP TIME	MPH	DIFF	TIME OF DAY	
1 -	43.046	27.869	1:10.915	61.32	8.087	09:17:48.120	
2 -	39.995	25.419	1:05.414 (3)	66.47	2.586	09:18:53.534	
3 -	38.423	24.740	1:03.163 (2)	68.84	0.335	09:19:56.697	
4 -	38.323	24.505	1:02.828 (1)	69.21		09:20:59.525	

P7 77 RMT		Antony BAKER		Suzuki SV650 - GTS Financial			
IDEAL LAP TIME : 1:03.638		BEST LAP TIME : 1:03.754		DIFFERENCE : 0.116			
LAP	SECTOR 1	SECTOR 2	LAP TIME	MPH	DIFF	TIME OF DAY	
1 -	45.267	26.800	1:12.067	60.34	8.313	09:17:33.575	
2 -	41.948	26.402	1:08.350	63.62	4.596	09:18:41.925	
3 -	40.674	25.458	1:06.132	65.75	2.378	09:19:48.057	
4 -	40.161	26.593	1:06.754	65.14	3.000	09:20:54.811	
5 -	39.329	25.395	1:04.724 (2)	67.18	0.970	09:21:59.535	
6 -	39.430	25.482	1:04.912	66.99	1.158	09:23:04.447	
7 -	39.102	24.652	1:03.754 (1)	68.20		09:24:08.201	
8 -	38.986	25.837	1:04.823 (3)	67.08	1.069	09:25:13.024	
9 -	41.353	26.136	1:07.489	64.43	3.735	09:26:20.513	

P8 39 RMT		Daniel COVILL		Suzuki SV650 - Pirtek			
IDEAL LAP TIME : 1:03.853		BEST LAP TIME : 1:04.090		DIFFERENCE : 0.237			
LAP	SECTOR 1	SECTOR 2	LAP TIME	MPH	DIFF	TIME OF DAY	
1 -	46.035	29.590	1:15.625	57.50	11.535	09:17:49.276	
2 -	43.886	27.117	1:11.003	61.24	6.913	09:19:00.279	
3 -	42.040	28.216	1:10.256	61.89	6.166	09:20:10.535	
4 -	41.203	28.483	1:09.686	62.40	5.596	09:21:20.221	
5 -	40.990	25.442	1:06.432	65.45	2.342	09:22:26.653	
6 -	40.753	25.553	1:06.306	65.58	2.216	09:23:32.959	
7 -	39.787	24.884	1:04.671 (2)	67.24	0.581	09:24:37.630	
8 -	38.969	25.121	1:04.090 (1)	67.85		09:25:41.720	
9 -	41.761	25.424	1:07.185	64.72	3.095	09:26:48.905	
10 -	39.912	25.893	1:05.805 (3)	66.08	1.715	09:27:54.710	

BMCRC - MRO Championships 2022 - Rnd 1 @ Brands Hatch Indy

BMCRC Thunderbike Sport & Rookie Minitwins

QUALIFYING - SECTOR ANALYSIS



SECTOR 1 = FL to I1, SECTOR 2 = I1 to FL, DIFF = Difference To Personal Best Lap, P = Crossed Finish Line in Pit Lane, D = Time Disallowed

P9 48		Shaun WALLIS		Yamaha R6 - MBC Despatch Racing			
IDEAL LAP TIME : 1:04.193		BEST LAP TIME : 1:04.222		DIFFERENCE : 0.029			
LAP	SECTOR 1	SECTOR 2	LAP TIME	MPH	DIFF	TIME OF DAY	
1 -	42.475	26.285	1:08.760	63.24	4.538	09:17:27.528	
2 -	41.783	26.733	1:08.516	63.46	4.294	09:18:36.044	
3 -	39.872	25.585	1:05.457	66.43	1.235	09:19:41.501	
4 -	40.121	26.661	1:06.782	65.11	2.560	09:20:48.283	
5 -	40.407	25.436	1:05.843	66.04	1.621	09:21:54.126	
6 -	40.125	26.903	1:07.028	64.87	2.806	09:23:01.154	
7 -	39.147	25.500	1:04.647 (3)	67.26	0.425	09:24:05.801	
8 -	40.495	26.664	1:07.159	64.75	2.937	09:25:12.960	
9 -	40.297	25.654	1:05.951	65.93	1.729	09:26:18.911	
10 -	39.264	25.158	1:04.422 (2)	67.50	0.200	09:27:23.333	
11 -	39.035	25.187	1:04.222 (1)	67.71		09:28:27.555	

P10 624		Matthew FEDRICK		Yamaha R6 - M.Fedrck Farriers Ltd/Palmer Race Skool			
IDEAL LAP TIME : 1:04.521		BEST LAP TIME : 1:04.521		DIFFERENCE : 0.000			
LAP	SECTOR 1	SECTOR 2	LAP TIME	MPH	DIFF	TIME OF DAY	
1 -	44.749	27.662	1:12.411	60.05	7.890	09:17:23.209	
2 -	44.101	26.708	1:10.809	61.41	6.288	09:18:34.018	
3 -	40.056	25.544	1:05.600	66.28	1.079	09:19:39.618	
4 -	40.815	26.945	1:07.760	64.17	3.239	09:20:47.378	
5 -	40.402	25.461	1:05.863	66.02	1.342	09:21:53.241	
6 -	40.376	25.332	1:05.708	66.18	1.187	09:22:58.949	
7 -	39.897	25.583	1:05.480 (3)	66.41	0.959	09:24:04.429	
8 -	41.221	25.881	1:07.102	64.80	2.581	09:25:11.531	
9 -	40.706	25.380	1:06.086	65.80	1.565	09:26:17.617	
10 -	39.711	25.348	1:05.059 (2)	66.84	0.538	09:27:22.676	
11 -	39.382	25.139	1:04.521 (1)	67.39		09:28:27.197	

P11 81		Malvern MAY		Honda CBR600RR - IMP racing			
IDEAL LAP TIME : 1:04.950		BEST LAP TIME : 1:04.950		DIFFERENCE : 0.000			
LAP	SECTOR 1	SECTOR 2	LAP TIME	MPH	DIFF	TIME OF DAY	
1 -	44.091	27.995	1:12.086	60.32	7.136	09:17:33.049	
2 -	41.410	26.824	1:08.234	63.73	3.284	09:18:41.283	
3 -	39.554	26.819	1:06.373	65.51	1.423	09:19:47.656	
4 -	39.098	25.852	1:04.950 (1)	66.95		09:20:52.606	
5 -	39.131	26.384	1:05.515 (2)	66.37	0.565	09:21:58.121	
6 -	39.382	26.442	1:05.824 (3)	66.06	0.874	09:23:03.945	

P12 627 RMT		Aaron MONK		Suzuki SV650 - flyaspitfire.co.uk			
IDEAL LAP TIME : 1:04.891		BEST LAP TIME : 1:04.989		DIFFERENCE : 0.098			
LAP	SECTOR 1	SECTOR 2	LAP TIME	MPH	DIFF	TIME OF DAY	
1 -	OUTLAP	27.980	1:18.133	55.65	13.144	09:19:06.004	
2 -	42.376	27.325	1:09.701	62.38	4.712	09:20:15.705	
3 -	42.497	26.126	1:08.623	63.36	3.634	09:21:24.328	
4 -	42.073	27.971	1:10.044	62.08	5.055	09:22:34.372	
5 -	40.187	25.563	1:05.750	66.13	0.761	09:23:40.122	
6 -	39.658	25.386	1:05.044 (2)	66.85	0.055	09:24:45.166	
7 -	39.903	25.377	1:05.280 (3)	66.61	0.291	09:25:50.446	
8 -	39.514	25.475	1:04.989 (1)	66.91		09:26:55.435	
9 -	39.575	26.371	1:05.946	65.94	0.957	09:28:01.381	

BMCRC - MRO Championships 2022 - Rnd 1 @ Brands Hatch Indy

BMCRC Thunderbike Sport & Rookie Minitwins

QUALIFYING - SECTOR ANALYSIS



SECTOR 1 = FL to I1, SECTOR 2 = I1 to FL, DIFF = Difference To Personal Best Lap, P = Crossed Finish Line in Pit Lane, D = Time Disallowed

P13 130 RMT		Vince JONES		Suzuki SV650 - Centurion Electrical			
IDEAL LAP TIME : 1:05.857		BEST LAP TIME : 1:06.098		DIFFERENCE : 0.241			
LAP	SECTOR 1	SECTOR 2	LAP TIME	MPH	DIFF	TIME OF DAY	
1 -	46.271	30.607	1:16.878	56.56	10.780	09:17:50.033	
2 -	45.282	26.809	1:12.091	60.32	5.993	09:19:02.124	
3 -	41.064	28.254	1:09.318	62.73	3.220	09:20:11.442	
4 -	43.298	28.019	1:11.317	60.97	5.219	09:21:22.759	
5 -	40.396	26.345	1:06.741	65.15	0.643	09:22:29.500	
6 -	40.197	26.329	1:06.526 (2)	65.36	0.428	09:23:36.026	
7 -	40.651	25.918	1:06.569 (3)	65.32	0.471	09:24:42.595	
8 -	40.438	25.660	1:06.098 (1)	65.79		09:25:48.693	
9 -	40.571	26.103	1:06.674	65.22	0.576	09:26:55.367	
10 -	41.238	27.813	1:09.051	62.97	2.953	09:28:04.418	

P14 117 RMT		Brandon WRIGHT		Suzuki SV650 - OneEliquids.com			
IDEAL LAP TIME : 1:06.128		BEST LAP TIME : 1:06.128		DIFFERENCE : 0.000			
LAP	SECTOR 1	SECTOR 2	LAP TIME	MPH	DIFF	TIME OF DAY	
1 -	45.869	27.840	1:13.709	58.99	7.581	09:17:54.852	
2 -	45.191	28.218	1:13.409	59.23	7.281	09:19:08.261	
3 -	42.741	27.258	1:09.999	62.12	3.871	09:20:18.260	
4 -	41.524	26.677	1:08.201	63.76	2.073	09:21:26.461	
5 -	41.315	27.308	1:08.623	63.36	2.495	09:22:35.084	
6 -	40.735	26.614	1:07.349	64.56	1.221	09:23:42.433	
7 -	41.128	26.295	1:07.423	64.49	1.295	09:24:49.856	
8 -	40.719	26.434	1:07.153 (3)	64.75	1.025	09:25:57.009	
9 -	40.819	26.102	1:06.921 (2)	64.98	0.793	09:27:03.930	
10 -	40.164	25.964	1:06.128 (1)	65.76		09:28:10.058	

P15 139		Rob MARLEY		Honda CBR600F3 - PearTree Racing			
IDEAL LAP TIME : 1:05.607		BEST LAP TIME : 1:06.317		DIFFERENCE : 0.710			
LAP	SECTOR 1	SECTOR 2	LAP TIME	MPH	DIFF	TIME OF DAY	
1 -	49.107	29.783	1:18.890	55.12	12.573	09:17:41.197	
2 -	45.294	28.243	1:13.537	59.13	7.220	09:18:54.734	
3 -	43.693	27.263	1:10.956	61.28	4.639	09:20:05.690	
4 -	41.798	26.580	1:08.378	63.59	2.061	09:21:14.068	
5 -	41.496	26.320	1:07.816	64.12	1.499	09:22:21.884	
6 -	40.549	26.176	1:06.725 (3)	65.17	0.408	09:23:28.609	
7 -	40.508	25.809	1:06.317 (1)	65.57		09:24:34.926	
8 -	39.798	26.580	1:06.378 (2)	65.51	0.061	09:25:41.304	
9 -	40.318	27.036	1:07.354	64.56	1.037	09:26:48.658	

P16 52 RMT		Stephen BAYLEY		Suzuki SV650 - Mander Organ Builders Racing			
IDEAL LAP TIME : 1:06.639		BEST LAP TIME : 1:06.639		DIFFERENCE : 0.000			
LAP	SECTOR 1	SECTOR 2	LAP TIME	MPH	DIFF	TIME OF DAY	
1 -	48.486	28.950	1:17.436	56.15	10.797	09:17:39.970	
2 -	43.433	27.504	1:10.937	61.30	4.298	09:18:50.907	
3 -	42.337	27.416	1:09.753	62.34	3.114	09:20:00.660	
4 -	41.833	26.951	1:08.784 (3)	63.22	2.145	09:21:09.444	
5 -	41.645	27.196	1:08.841	63.16	2.202	09:22:18.285	
6 -	41.043	26.459	1:07.502 (2)	64.42	0.863	09:23:25.787	
7 -	40.272	26.367	1:06.639 (1)	65.25		09:24:32.426	
8 -	40.928	28.182	1:09.110	62.92	2.471	09:25:41.536	

BMCRC - MRO Championships 2022 - Rnd 1 @ Brands Hatch Indy

BMCRC Thunderbike Sport & Rookie Minitwins

QUALIFYING - SECTOR ANALYSIS



SECTOR 1 = FL to I1, SECTOR 2 = I1 to FL, DIFF = Difference To Personal Best Lap, P = Crossed Finish Line in Pit Lane, D = Time Disallowed

P17 84		Ricardo BRANCO		Yamaha R6 - IMP Racing			
IDEAL LAP TIME : 1:07.168		BEST LAP TIME : 1:07.168		DIFFERENCE : 0.000			
LAP	SECTOR 1	SECTOR 2	LAP TIME	MPH	DIFF	TIME OF DAY	
1 -	48.708	29.224	1:17.932	55.79	10.764	09:18:08.834	
2 -	45.109	27.236	1:12.345	60.10	5.177	09:19:21.179	
3 -	43.120	26.951	1:10.071	62.05	2.903	09:20:31.250	
4 -	42.588	26.934	1:09.522	62.55	2.354	09:21:40.772	
5 -	42.311	27.238	1:09.549	62.52	2.381	09:22:50.321	
6 -	43.487	27.678	1:11.165	61.10	3.997	09:24:01.486	
7 -	43.165	26.772	1:09.937	62.17	2.769	09:25:11.423	
8 -	42.064	26.899	1:08.963 (3)	63.05	1.795	09:26:20.386	
9 -	41.178	25.990	1:07.168 (1)	64.74		09:27:27.554	
10 -	41.230	26.305	1:07.535 (2)	64.39	0.367	09:28:35.089	

P18 68		Andrew Finlay HOWE		Kawasaki ZXR400L - Finlay Howe Ltd			
IDEAL LAP TIME : 1:07.327		BEST LAP TIME : 1:07.327		DIFFERENCE : 0.000			
LAP	SECTOR 1	SECTOR 2	LAP TIME	MPH	DIFF	TIME OF DAY	
1 -	50.508	29.244	1:19.752	54.52	12.425	09:17:43.676	
2 -	44.825	27.943	1:12.768	59.75	5.441	09:18:56.444	
3 -	45.174	28.784	1:13.958	58.79	6.631	09:20:10.402	
4 -	44.430	28.169	1:12.599	59.89	5.272	09:21:23.001	
5 -	43.114	28.684	1:11.798	60.56	4.471	09:22:34.799	
6 -	43.003	28.074	1:11.077	61.18	3.750	09:23:45.876	
7 -	42.466	26.866	1:09.332 (3)	62.72	2.005	09:24:55.208	
8 -	42.398	26.451	1:08.849 (2)	63.16	1.522	09:26:04.057	
9 -	41.026	26.301	1:07.327 (1)	64.58		09:27:11.384	

P19 58		Mark LAWSON		Honda CBR - Crawfords metal detectors			
IDEAL LAP TIME : 1:07.254		BEST LAP TIME : 1:08.074		DIFFERENCE : 0.820			
LAP	SECTOR 1	SECTOR 2	LAP TIME	MPH	DIFF	TIME OF DAY	
1 -	46.775	28.130	1:14.905	58.05	6.831	09:17:37.952	
2 -	41.328	26.957	1:08.285 (3)	63.68	0.211	09:18:46.237	
3 -	41.870	27.329	1:09.199	62.84	1.125	09:19:55.436	
4 -	41.181	27.004	1:08.185 (2)	63.77	0.111	09:21:03.621	
5 -	41.701	27.144	1:08.845	63.16	0.771	09:22:12.466	
6 -	42.280	27.397	1:09.677	62.41	1.603	09:23:22.143	
7 -	41.979	27.398	1:09.377	62.68	1.303	09:24:31.520	
8 -	41.644	26.671	1:08.315	63.65	0.241	09:25:39.835	
9 -	41.386	26.688	1:08.074 (1)	63.88		09:26:47.909	

P20 710 RMT		Ian FOSTER		Suzuki SV650 - Quantum Kitchens			
IDEAL LAP TIME : 1:08.806		BEST LAP TIME : 1:09.254		DIFFERENCE : 0.448			
LAP	SECTOR 1	SECTOR 2	LAP TIME	MPH	DIFF	TIME OF DAY	
1 -	43.745	29.402	1:13.147	59.45	3.893	09:17:25.183	
2 -	43.139	27.789	1:10.928	61.31	1.674	09:18:36.111	
3 -	42.470	27.357	1:09.827	62.27	0.573	09:19:45.938	
4 -	41.778	27.689	1:09.467 (2)	62.59	0.213	09:20:55.405	
5 -	42.226	27.028	1:09.254 (1)	62.79		09:22:04.659	
6 -	42.349	27.436	1:09.785 (3)	62.31	0.531	09:23:14.444	
7 -	43.044	27.113	1:10.157	61.98	0.903	09:24:24.601	

BMCRC - MRO Championships 2022 - Rnd 1 @ Brands Hatch Indy

BMCRC Thunderbike Sport & Rookie Minitwins

QUALIFYING - SECTOR ANALYSIS



SECTOR 1 = FL to I1, SECTOR 2 = I1 to FL, DIFF = Difference To Personal Best Lap, P = Crossed Finish Line in Pit Lane, D = Time Disallowed

P21 45 RMT		Terence QUINCE		Suzuki SV650 -		
IDEAL LAP TIME : 1:09.331		BEST LAP TIME : 1:09.477		DIFFERENCE : 0.146		
LAP	SECTOR 1	SECTOR 2	LAP TIME	MPH	DIFF	TIME OF DAY
1 -	47.779	30.373	1:18.152	55.64	8.675	09:17:44.043
2 -	46.232	30.178	1:16.410	56.91	6.933	09:19:00.453
3 -	44.896	29.601	1:14.497	58.37	5.020	09:20:14.950
4 -	44.864	29.899	1:14.763	58.16	5.286	09:21:29.713
5 -	44.762	29.124	1:13.886	58.85	4.409	09:22:43.599
6 -	43.524	28.773	1:12.297	60.14	2.820	09:23:55.896
7 -	43.542	27.921	1:11.463	60.85	1.986	09:25:07.359
8 -	42.374	28.231	1:10.605 (3)	61.59	1.128	09:26:17.964
9 -	42.034	27.443	1:09.477 (1)	62.59		09:27:27.441
10 -	42.345	27.297	1:09.642 (2)	62.44	0.165	09:28:37.083

P22 30		Connor WADE		Suzuki SV650 - WELD CARE INDUSTRIES		
IDEAL LAP TIME : 1:09.374		BEST LAP TIME : 1:09.628		DIFFERENCE : 0.254		
LAP	SECTOR 1	SECTOR 2	LAP TIME	MPH	DIFF	TIME OF DAY
1 -	41.910	27.718	1:09.628 (1)	62.45		09:17:49.024
2 -	43.253	27.464	1:10.717 (3)	61.49	1.089	09:18:59.741
3 -	42.174	28.139	1:10.313 (2)	61.84	0.685	09:20:10.054
4 -	44.011	28.280	1:12.291	60.15	2.663	09:21:22.345
5 -	43.449	28.360	1:11.809	60.55	2.181	09:22:34.154
6 -	43.497	28.042	1:11.539	60.78	1.911	09:23:45.693

P23 191 RMT		Justin GRACE		Suzuki SV650 - G-Race Motorsports		
IDEAL LAP TIME :		BEST LAP TIME : 1:09.639		DIFFERENCE :		
LAP	SECTOR 1	SECTOR 2	LAP TIME	MPH	DIFF	TIME OF DAY
1 -			1:09.639 (1)	62.44		09:26:33.964
2 -			1:10.924 (2)	61.31	1.285	09:27:44.888

P24 152 RMT		Samuel DOWNES		Suzuki SV650 -		
IDEAL LAP TIME : 1:11.323		BEST LAP TIME : 1:11.436		DIFFERENCE : 0.113		
LAP	SECTOR 1	SECTOR 2	LAP TIME	MPH	DIFF	TIME OF DAY
1 -	53.233	31.332	1:24.565	51.42	13.129	09:18:10.013
2 -	48.972	29.943	1:18.915	55.10	7.479	09:19:28.928
3 -	47.379	30.644	1:18.023	55.73	6.587	09:20:46.951
4 -	45.137	28.555	1:13.692	59.01	2.256	09:22:00.643
5 -	44.174	28.654	1:12.828 (3)	59.71	1.392	09:23:13.471
6 -	44.937	28.180	1:13.117	59.47	1.681	09:24:26.588
7 -	45.257	28.722	1:13.979	58.78	2.543	09:25:40.567
8 -	43.206	28.230	1:11.436 (1)	60.87		09:26:52.003
9 -	43.143	28.367	1:11.510 (2)	60.81	0.074	09:28:03.513

P25 91 RMT		Ben WEST		Suzuki SV650 - RV2 power		
IDEAL LAP TIME : 1:11.526		BEST LAP TIME : 1:11.526		DIFFERENCE : 0.000		
LAP	SECTOR 1	SECTOR 2	LAP TIME	MPH	DIFF	TIME OF DAY
1 -	47.333	30.419	1:17.752	55.92	6.226	09:17:49.079
2 -	48.511	28.804	1:17.315	56.24	5.789	09:19:06.394
3 -	43.671	27.855	1:11.526 (1)	60.79		09:20:17.920
4 -	43.975	28.319	1:12.294 (2)	60.15	0.768	09:21:30.214
5 -	45.842	30.256	1:16.098	57.14	4.572	09:22:46.312
6 -	45.408	29.703	1:15.111	57.89	3.585	09:24:01.423
7 -	45.328	29.393	1:14.721	58.19	3.195	09:25:16.144
8 -	45.572	28.764	1:14.336	58.49	2.810	09:26:30.480
9 -	44.458	28.630	1:13.088 (3)	59.49	1.562	09:27:43.568

BMCRC - MRO Championships 2022 - Rnd 1 @ Brands Hatch Indy

BMCRC Thunderbike Sport & Rookie Minitwins

QUALIFYING - SECTOR ANALYSIS



SECTOR 1 = FL to I1, SECTOR 2 = I1 to FL, DIFF = Difference To Personal Best Lap, P = Crossed Finish Line in Pit Lane, D = Time Disallowed

P26		13 RMT		Kurt KENT		Suzuki SV650 -	
IDEAL LAP TIME : 1:12.277		BEST LAP TIME : 1:12.277		DIFFERENCE : 0.000			
LAP	SECTOR 1	SECTOR 2	LAP TIME	MPH	DIFF	TIME OF DAY	
1 -	54.112	33.956	1:28.068	49.37	15.791	09:17:48.758	
2 -	50.977	32.252	1:23.229	52.24	10.952	09:19:11.987	
3 -	47.720	30.446	1:18.166	55.63	5.889	09:20:30.153	
4 -	46.253	31.627	1:17.880	55.83	5.603	09:21:48.033	
5 -	45.916	30.230	1:16.146	57.10	3.869	09:23:04.179	
6 -	45.781	30.720	1:16.501	56.84	4.224	09:24:20.680	
7 -	46.057	29.337	1:15.394 (3)	57.67	3.117	09:25:36.074	
8 -	44.240	29.340	1:13.580 (2)	59.10	1.303	09:26:49.654	
9 -	43.477	28.800	1:12.277 (1)	60.16		09:28:01.931	

P27		99 RMT		Roger PARKES		Suzuki SV650 - Simply Owners Ltd	
IDEAL LAP TIME : 1:13.920		BEST LAP TIME : 1:14.216		DIFFERENCE : 0.296			
LAP	SECTOR 1	SECTOR 2	LAP TIME	MPH	DIFF	TIME OF DAY	
1 -	46.289	29.370	1:15.659	57.47	1.443	09:17:38.812	
2 -	45.213	30.595	1:15.808	57.36	1.592	09:18:54.620	
3 -	46.653	30.355	1:17.008	56.46	2.792	09:20:11.628	
4 -	46.617	30.936	1:17.553	56.07	3.337	09:21:29.181	
5 -	46.435	30.309	1:16.744	56.66	2.528	09:22:45.925	
6 -	45.346	29.543	1:14.889 (3)	58.06	0.673	09:24:00.814	
7 -	45.259	29.922	1:15.181	57.84	0.965	09:25:15.995	
8 -	45.270	29.087	1:14.357 (2)	58.48	0.141	09:26:30.352	
9 -	45.509	28.707	1:14.216 (1)	58.59		09:27:44.568	

P28		138		Craig JARMIN		Suzuki SV650 - SK PreP	
IDEAL LAP TIME : 1:14.422		BEST LAP TIME : 1:14.422		DIFFERENCE : 0.000			
LAP	SECTOR 1	SECTOR 2	LAP TIME	MPH	DIFF	TIME OF DAY	
1 -	44.557	29.865	1:14.422 (1)	58.43		09:17:54.206	

P29		271		Andrew BUTTERS		Honda CBR 600 FY -	
IDEAL LAP TIME : 1:14.135		BEST LAP TIME : 1:15.571		DIFFERENCE : 1.436			
LAP	SECTOR 1	SECTOR 2	LAP TIME	MPH	DIFF	TIME OF DAY	
1 -	46.586	30.450	1:17.036	56.44	1.465	09:17:39.071	
2 -	47.739	30.914	1:18.653	55.28	3.082	09:18:57.724	
3 -	47.929	30.797	1:18.726	55.23	3.155	09:20:16.450	
4 -	46.506	30.126	1:16.632 (3)	56.74	1.061	09:21:33.082	
5 -	46.018	29.553	1:15.571 (1)	57.54		09:22:48.653	
6 -	46.340	29.371	1:15.711 (2)	57.43	0.140	09:24:04.364	

P30		828		David SPENCER		Suzuki GSXR 600 -	
IDEAL LAP TIME : 1:20.229		BEST LAP TIME : 1:20.347		DIFFERENCE : 0.118			
LAP	SECTOR 1	SECTOR 2	LAP TIME	MPH	DIFF	TIME OF DAY	
1 -	52.388	30.411	1:22.799 (2)	52.52	2.452	09:18:08.472	
2 -	49.870	30.477	1:20.347 (1)	54.12		09:19:28.819	

BMCRC - MRO Championships 2022 - Rnd 1 @ Brands Hatch Indy

BMCRC Thunderbike Sport & Rookie Minitwins

QUALIFYING - BEST SECTORS

SECTOR 1			SECTOR 2			IDEAL / BEST COMPARISON						
POS	NO	NAME	TIME	NO	NAME	TIME	POS	NO	NAME	IDEAL	BEST	DIFF
									PERFECT LAP	59.271		
1	109	CAYFORD	35.670	54	JAMISON	23.601	1	109	CAYFORD	59.855	1:00.711	0.856
2	54	JAMISON	36.669	292	CALDWELL	24.169	2	54	JAMISON	1:00.270	1:00.928	0.658
3	292	CALDWELL	36.808	109	CAYFORD	24.185	3	292	CALDWELL	1:00.977	1:02.000	1.023
4	78	FRAMPTON	36.905	69	RUSSO	24.264	4	78	FRAMPTON	1:01.269	1:01.718	0.449
5	69	RUSSO	37.548	78	FRAMPTON	24.364	5	69	RUSSO	1:01.812	1:01.973	0.161
6	33	BLACKFORD	38.323	33	BLACKFORD	24.505	6	33	BLACKFORD	1:02.828	1:02.828	0.000
7	39	COVILL	38.969	77	BAKER	24.652	7	77	BAKER	1:03.638	1:03.754	0.116
8	77	BAKER	38.986	39	COVILL	24.884	8	39	COVILL	1:03.853	1:04.090	0.237
9	48	WALLIS	39.035	624	FEDRICK	25.139	9	48	WALLIS	1:04.193	1:04.222	0.029
10	81	MAY	39.098	48	WALLIS	25.158	10	624	FEDRICK	1:04.521	1:04.521	0.000
11	624	FEDRICK	39.382	627	MONK	25.377	11	627	MONK	1:04.891	1:04.989	0.098
12	627	MONK	39.514	130	JONES	25.660	12	81	MAY	1:04.950	1:04.950	0.000
13	139	MARLEY	39.798	139	MARLEY	25.809	13	139	MARLEY	1:05.607	1:06.317	0.710
14	117	WRIGHT	40.164	81	MAY	25.852	14	130	JONES	1:05.857	1:06.098	0.241
15	130	JONES	40.197	117	WRIGHT	25.964	15	117	WRIGHT	1:06.128	1:06.128	0.000
16	52	BAYLEY	40.272	84	BRANCO	25.990	16	52	BAYLEY	1:06.639	1:06.639	0.000
17	58	LAWSON	40.583	68	HOWE	26.301	17	84	BRANCO	1:07.168	1:07.168	0.000
18	68	HOWE	41.026	52	BAYLEY	26.367	18	58	LAWSON	1:07.254	1:08.074	0.820
19	84	BRANCO	41.178	58	LAWSON	26.671	19	68	HOWE	1:07.327	1:07.327	0.000
20	710	FOSTER	41.778	710	FOSTER	27.028	20	710	FOSTER	1:08.806	1:09.254	0.448
21	30	WADE	41.910	45	QUINCE	27.297	21	45	QUINCE	1:09.331	1:09.477	0.146
22	45	QUINCE	42.034	30	WADE	27.464	22	30	WADE	1:09.374	1:09.628	0.254
23	152	DOWNES	43.143	91	WEST	27.855	23	152	DOWNES	1:11.323	1:11.436	0.113
24	13	KENT	43.477	152	DOWNES	28.180	24	91	WEST	1:11.526	1:11.526	0.000
25	91	WEST	43.671	99	PARKES	28.707	25	13	KENT	1:12.277	1:12.277	0.000
26	138	JARMIN	44.557	13	KENT	28.800	26	99	PARKES	1:13.920	1:14.216	0.296
27	271	BUTTERS	44.764	271	BUTTERS	29.371	27	271	BUTTERS	1:14.135	1:15.571	1.436
28	99	PARKES	45.213	138	JARMIN	29.865	28	138	JARMIN	1:14.422	1:14.422	0.000
29	828	SPENCER	49.818	828	SPENCER	30.411	29	828	SPENCER	1:20.229	1:20.347	0.118
30							30	191	GRACE		1:09.639	
31												

BMCRC - MRO Championships 2022 - Rnd 1 @ Brands Hatch Indy

BMCRC Thunderbike Sport & Rookie Minitwins

QUALIFYING - STATISTICS

Competitors Started	31
Planned Start	2022-03-12 @ 09:17:00.000
Actual Start	2022-03-12 @ 09:15:35.043
Finish Time	2022-03-12 @ 09:27:28.458
Track Length	1.2079mi.
Total Laps	248
Total Distance Covered	299.5705mi.

Session Fastest Lap History

NO	CL	NAME	LAP TIME	TIME OF DAY	LAP	VEHICLE
54		Adam JAMISON	1:05.914	09:17:12.421	1	Yamaha R6
54		Adam JAMISON	1:05.306	09:18:17.727	2	Yamaha R6
54		Adam JAMISON	1:04.029	09:19:21.758	3	Yamaha R6
33	RMT	Luke BLACKFORD	1:03.163	09:19:56.720	3	Suzuki SV650
292	R	Tommi CALDWELL	1:02.989	09:20:48.066	4	Yamaha YZF-R6
33	RMT	Luke BLACKFORD	1:02.828	09:20:59.549	4	Suzuki SV650
69		Tony RUSSO	1:02.705	09:21:48.784	5	Yamaha R6
292	R	Tommi CALDWELL	1:02.423	09:21:50.501	5	Yamaha YZF-R6
292	R	Tommi CALDWELL	1:02.000	09:22:52.501	6	Yamaha YZF-R6
54		Adam JAMISON	1:01.863	09:24:37.993	8	Yamaha R6
54		Adam JAMISON	1:00.928	09:26:41.860	10	Yamaha R6
109		Chris CAYFORD	1:00.711	09:27:04.206	10	Honda CB500

Flag History

TYPE	TIME OF DAY
GREEN	09:15:35.043
FINISH	09:27:28.458

Flag Statistics

TYPE	COUNT	TOTAL LAPS	TOTAL TIME
Green	1	11	13:05.957
Red	0	0	0.000
Safety Car	0	0	0.000
FCY	0	0	0.000

BMCRC - MRO Championships 2022 - Rnd 1 @ Brands Hatch Indy

BMCRC Thunderbike Sport & Rookie Minitwins

QUALIFYING - STATISTICS

CLASS :

15 Starters

Fastest Lap History

NO	NAME	LAP TIME	TIME OF DAY	LAP	VEHICLE
54	Adam JAMISON	1:05.914	09:17:12.421	1	Yamaha R6
54	Adam JAMISON	1:05.306	09:18:17.727	2	Yamaha R6
54	Adam JAMISON	1:04.029	09:19:21.758	3	Yamaha R6
54	Adam JAMISON	1:03.624	09:20:25.379	4	Yamaha R6
54	Adam JAMISON	1:03.595	09:21:28.975	5	Yamaha R6
69	Tony RUSSO	1:02.705	09:21:48.784	5	Yamaha R6
69	Tony RUSSO	1:02.491	09:22:51.274	6	Yamaha R6
54	Adam JAMISON	1:01.863	09:24:37.993	8	Yamaha R6
54	Adam JAMISON	1:00.928	09:26:41.860	10	Yamaha R6
109	Chris CAYFORD	1:00.711	09:27:04.206	10	Honda CB500

BMCRC - MRO Championships 2022 - Rnd 1 @ Brands Hatch Indy

BMCRC Thunderbike Sport & Rookie Minitwins

QUALIFYING - STATISTICS

CLASS : R

1 Starters

Fastest Lap History

NO	NAME	LAP TIME	TIME OF DAY	LAP	VEHICLE
292	Tommi CALDWELL	1:12.323	09:17:31.732	1	Yamaha YZF-R6
292	Tommi CALDWELL	1:07.791	09:18:39.523	2	Yamaha YZF-R6
292	Tommi CALDWELL	1:05.566	09:19:45.089	3	Yamaha YZF-R6
292	Tommi CALDWELL	1:02.989	09:20:48.066	4	Yamaha YZF-R6
292	Tommi CALDWELL	1:02.423	09:21:50.501	5	Yamaha YZF-R6
292	Tommi CALDWELL	1:02.000	09:22:52.501	6	Yamaha YZF-R6

BMCRC - MRO Championships 2022 - Rnd 1 @ Brands Hatch Indy

BMCRC Thunderbike Sport & Rookie Minitwins

QUALIFYING - STATISTICS

CLASS : RMT

15 Starters

Fastest Lap History

NO	NAME	LAP TIME	TIME OF DAY	LAP	VEHICLE
710	Ian FOSTER	1:13.147	09:17:25.198	1	Suzuki SV650
78	Tim FRAMPTON	1:09.277	09:17:30.557	1	Suzuki SV650
78	Tim FRAMPTON	1:05.955	09:18:36.505	2	Suzuki SV650
33	Luke BLACKFORD	1:05.414	09:18:53.558	2	Suzuki SV650
33	Luke BLACKFORD	1:03.163	09:19:56.720	3	Suzuki SV650
33	Luke BLACKFORD	1:02.828	09:20:59.549	4	Suzuki SV650
78	Tim FRAMPTON	1:02.071	09:22:54.041	6	Suzuki SV650
78	Tim FRAMPTON	1:01.973	09:27:06.651	10	Suzuki SV650
78	Tim FRAMPTON	1:01.718	09:28:08.371	11	Suzuki SV650

BMCRC - MRO Championships 2022 - Rnd 1 @ Brands Hatch Indy



BMCRC Thunderbike Sport & Rookie Minitwins

RACE 2 - GRID (10 Laps)

ROW 12	36	119	Kevin BURTON	35	116	Gareth FAITH	34	75	Stewart MAY				
ROW 11		33	72	Luke LAWSON	32	49	Oli CHAYTOR	31	689	David TREVEIL			
ROW 10		30	1:20.347	828	David SPENCER	29	1:15.571	271	Andrew BUTTERS	28	1:14.422	138	Craig JARMIN
ROW 9		27	1:14.216	99	Roger PARKES	26	1:12.277	13	Kurt KENT	25	1:11.526	91	Ben WEST
ROW 8		24	1:11.436	152	Samuel DOWNES	23	1:09.639	191	Justin GRACE	22	1:09.628	30	Connor WADE
ROW 7		21	1:09.477	45	Terence QUINCE	20	1:09.254	710	Ian FOSTER	19	1:08.074	58	Mark LAWSON
ROW 6		18	1:07.327	68	Andrew Finlay HOWE	17	1:07.168	84	Ricardo BRANCO	16	1:06.639	52	Stephen BAYLEY
ROW 5		15	1:06.317	139	Rob MARLEY	14	1:06.128	117	Brandon WRIGHT	13	1:06.098	130	Vince JONES
ROW 4		12	1:04.989	627	Aaron MONK	11	1:04.950	81	Malvern MAY	10	1:04.521	624	Matthew FEDRICK
ROW 3		9	1:04.222	48	Shaun WALLIS	8	1:04.090	39	Daniel COVILL	7	1:03.754	77	Antony BAKER
ROW 2		6	1:02.828	33	Luke BLACKFORD	5	1:02.000	292	Tommi CALDWELL	4	1:01.973	69	Tony RUSSO
ROW 1		3	1:01.718	78	Tim FRAMPTON	2	1:00.928	54	Adam JAMISON	1	1:00.711	109	Chris CAYFORD
Pole													

Brands Hatch Indy: 1.2079 miles

These results are provisional until the conclusion of any judicial and technical matters.

Clerk Of Course :	Stewards :	Timekeeper : Craig Smith
-------------------	------------	--------------------------

Results can be found at www.tsl-timing.com

Printed - 09:30 Saturday, 12 March 2022



BMCRC - MRO Championships 2022 - Rnd 1 @ Brands Hatch Indy



BMCRC Thunderbike Sport & Rookie Minitwins

RACE 2 - CLASSIFICATION

POS	NO	CL	PIC NAME	ENTRY	LAPS	TIME	GAP	DIFF	MPH	BEST	ON
1	54		1 Adam JAMISON	Yamaha R6 - Team AJR	10	9:02.776			80.11	52.538	7
2	624		2 Matthew FEDRICK	Yamaha R6 - M.Fedrck Farriers Ltd/Palmer Race S	10	9:09.659	6.883	6.883	79.11	53.375	10
3	48		3 Shaun WALLIS	Yamaha R6 - MBC Despatch Racing	10	9:09.846	7.070	0.187	79.08	53.475	7
4	292	R	1 Tommi CALDWELL	Yamaha YZF-R6 - DART Motorsport	10	9:17.626	14.850	7.780	77.98	53.911	8
5	81		4 Malvern MAY	Honda CBR600RR - IMP racing	10	9:18.156	15.380	0.530	77.91	53.735	8
6	69		5 Tony RUSSO	Yamaha R6 - Wymark Lubricants	10	9:18.878	16.102	0.722	77.80	53.675	8
7	109		6 Chris CAYFORD	Honda CB500 - Multi-Tech Coachworks	10	9:20.003	17.227	1.125	77.65	53.960	8
8	84		7 Ricardo BRANCO	Yamaha R6 - IMP Racing	10	9:28.050	25.274	8.047	76.55	55.387	8
9	828		8 David SPENCER	Suzuki GSXR 600 -	10	9:33.904	31.128	5.854	75.77	54.394	5
10	99	RMT	1 Roger PARKES	Suzuki SV650 - Simply Owners Ltd	10	9:35.164	32.388	1.260	75.60	55.390	9
11	30		9 Connor WADE	Suzuki SV650 - WELD CARE INDUSTRIES	10	9:35.318	32.542	0.154	75.58	56.169	9
12	33	RMT	2 Luke BLACKFORD	Suzuki SV650 - Tyres4bikes	10	9:35.350	32.574	0.032	75.58	55.602	6
13	78	RMT	3 Tim FRAMPTON	Suzuki SV650 - K66	10	9:44.206	41.430	8.856	74.43	56.813	5
14	75		10 Stewart MAY	Honda CBR600F3 - Moths in the wallet	10	9:44.724	41.948	0.518	74.37	56.518	7
15	139		11 Rob MARLEY	Honda CBR600F3 - PearTree Racing	10	9:50.160	47.384	5.436	73.68	57.089	4
16	58		12 Mark LAWSON	Honda CBR - Crawford's metal detectors	9	9:09.403	1 Lap	1 Lap	71.23	57.888	5
17	39	RMT	4 Daniel COVILL	Suzuki SV650 - Pirtek	9	9:11.627	1 Lap	2.224	70.94	59.088	6
18	49		13 Oli CHAYTOR	Yamaha R6 - PearTree Racing	9	9:15.397	1 Lap	3.770	70.46	57.811	6
19	72*	R	2 Luke LAWSON	Yamaha R6 - Lpl plastering and maintenance	9	9:15.574	1 Lap	0.177	70.44	57.745	7
20	77	RMT	5 Antony BAKER	Suzuki SV650 - GTS Financial	9	9:18.064	1 Lap	2.490	70.13	59.318	6
21	138		14 Craig JARMIN	Suzuki SV650 - SK PreP	9	9:18.536	1 Lap	0.472	70.07	1:00.255	4
22	52	RMT	6 Stephen BAYLEY	Suzuki SV650 - Mander Organ Builders Racing	9	9:19.037	1 Lap	0.501	70.00	59.134	4
23	130	RMT	7 Vince JONES	Suzuki SV650 - Centurion Electrical	9	9:20.907	1 Lap	1.870	69.77	1:00.008	7
24	116		15 Gareth FAITH	Suzuki SV650 - Sitramoto	9	9:21.615	1 Lap	0.708	69.68	59.490	7
25	68		16 Andrew Finlay HOWE	Kawasaki ZXR400L - Finlay Howe Ltd	9	9:22.582	1 Lap	0.967	69.56	59.219	7
26	627	RMT	8 Aaron MONK	Suzuki SV650 - flyaspitfire.co.uk	9	9:23.353	1 Lap	0.771	69.47	1:00.104	9
27	191	RMT	9 Justin GRACE	Suzuki SV650 - G-Race Motorsports	9	9:29.462	1 Lap	6.109	68.72	1:00.869	5
28	117*	RMT	10 Brandon WRIGHT	Suzuki SV650 - OneEl liquids.com	9	9:32.609	1 Lap	3.147	68.34	1:00.951	6
29	45*	RMT	11 Terence QUINCE	Suzuki SV650 -	9	9:38.452	1 Lap	5.843	67.65	1:00.799	6
30	152	RMT	12 Samuel DOWNES	Suzuki SV650 -	9	9:58.406	1 Lap	19.954	65.40	1:03.756	7
31	271		17 Andrew BUTTERS	Honda CBR 600 FY -	9	10:01.989	1 Lap	3.583	65.01	1:05.239	9
32	13	RMT	13 Kurt KENT	Suzuki SV650 -	8	9:18.205	2 Laps	1 Lap	62.32	1:06.473	5

NOT CLASSIFIED

DNF	710	RMT	Ian FOSTER	Suzuki SV650 - Quantum Kitchens	8	7:43.394	2 Laps		75.07	56.013	4
DNF	91	RMT	Ben WEST	Suzuki SV650 - RV2 power	7	6:59.917	3 Laps	1 Lap	72.49	58.304	6

FASTEST LAP

	54		Adam JAMISON	Yamaha R6 - Team AJR	7	52.538			82.77 mph	133.20 kph	
	292	R	Tommi CALDWELL	Yamaha YZF-R6 - DART Motorsport	8	53.911			80.66 mph	129.81 kph	
	99	RMT	Roger PARKES	Suzuki SV650 - Simply Owners Ltd	9	55.390			78.50 mph	126.34 kph	

* Bikes 45 & 117 - 10 second penalty - jump start

* Bike 72 - Please fit a working transponder

Class - 92.5% of Race Speed = 74.10 mph

Class R - 92.5% of Race Speed = 72.13 mph

Class RMT - 92.5% of Race Speed = 69.93 mph

Race Distance: 10 Laps / 12.07 miles

Brands Hatch Indy: 1.2079 miles

Date: 12/03/2022 Start: 11:54 Finish: 12:03

Weather / Track : Cloudy / Dry

These results are provisional until the conclusion of any judicial and technical matters.

Clerk Of Course :	Stewards :	Timekeeper : Craig Smith
-------------------	------------	--------------------------

Results can be found at www.tsl-timing.com

Printed - 12:07 Saturday, 12 March 2022



BMCR - MRO Championships 2022 - Rnd 1 @ Brands Hatch Indy

BMCR Thunderbike Sport & Rookie Minitwins

RACE 2 - LAP CHART

LAP 1 @ 11:55:06.079

NO	BEHIND	LAP TIME
54		1:00.972
624	0.205	1:01.177
48	0.299	1:01.271
109	1.750	1:02.722
292	2.116	1:03.088
81	2.891	1:03.863
69	3.219	1:04.191
33	3.240	1:04.212
84	3.470	1:04.442
78	4.044	1:05.016
30	4.389	1:05.361
99	5.229	1:06.201
710	5.472	1:06.444
828	6.260	1:07.232
139	6.582	1:07.554
91	6.713	1:07.685
39	7.426	1:08.398
58	8.747	1:09.719
117	8.852	1:09.824
75	9.262	1:10.234
130	10.151	1:11.123
77	10.525	1:11.497
191	10.874	1:11.846
627	11.000	1:11.972
49	11.080	1:12.052
52	11.217	1:12.189
138	11.315	1:12.287
68	11.562	1:12.534
72	11.609	1:12.582
45	12.465	1:13.437
116	12.626	1:13.598
271	14.894	1:15.866
152	15.000	1:15.972
13	19.261	1:20.233

LAP 2 @ 11:56:01.022

NO	BEHIND	LAP TIME
54		54.943
48	0.129	54.773
624	0.390	55.128
292	2.477	55.304
109	2.661	55.854
81	3.292	55.344
69	4.297	56.021
33	4.551	56.254
84	4.766	56.239
78	6.716	57.615
30	6.773	57.327
828	6.803	55.486
99	7.842	57.556
710	8.327	57.798
139	11.054	59.415
91	11.109	59.339
39	12.388	59.905
58	13.277	59.473
75	13.330	59.011
117	15.183	1:01.274
130	15.773	1:00.565
49	15.855	59.718
77	16.127	1:00.545
72	17.987	1:01.320
138	18.166	1:01.794
627	19.035	1:02.978

191	19.355	1:03.424
52	19.577	1:03.303
116	19.659	1:01.976
68	19.881	1:03.262
45	20.797	1:03.275
271	26.471	1:06.520
152	28.300	1:08.243
13	32.219	1:07.901

LAP 3 @ 11:56:54.928

NO	BEHIND	LAP TIME
48		53.777
54	0.075	53.981
624	0.471	53.987
292	3.541	54.970
81	4.429	55.043
109	4.647	55.892
69	4.878	54.487
84	6.336	55.476
33	7.023	56.378
828	9.629	56.732
30	9.802	56.935
99	10.533	56.597
710	10.968	56.547
78	11.229	58.419
139	16.138	58.990
91	16.329	59.126
75	17.121	57.697
39	18.220	59.738
58	18.277	58.906
49	21.188	59.239
117	22.800	1:01.523
130	23.002	1:01.135
72	23.167	59.086
77	23.321	1:01.100
138	24.783	1:00.523
627	27.006	1:01.877
52	27.286	1:01.615
191	27.699	1:02.250
68	27.748	1:01.773
116	27.844	1:02.091
45	29.359	1:02.468
271	37.961	1:05.396
152	41.586	1:07.192
13	46.702	1:08.389

LAP 4 @ 11:57:48.089

NO	BEHIND	LAP TIME
54		53.086
48	0.668	53.829
624	1.090	53.780
292	5.164	54.784
81	6.355	55.087
69	6.433	54.716
109	6.699	55.213
84	8.882	55.707
33	10.742	56.880
828	11.548	55.080
30	13.363	56.722
99	13.690	56.318
710	13.820	56.013
78	14.984	56.916
139	20.066	57.089
75	20.823	56.863
91	21.804	58.636

58	23.562	58.446
39	24.905	59.846
49	27.113	59.086
72	29.440	59.434
117	30.791	1:01.152
77	31.440	1:01.280
130	31.470	1:01.629
138	31.877	1:00.255
52	33.259	59.134
627	35.031	1:01.186
68	35.310	1:00.723
116	35.439	1:00.756
191	36.218	1:01.680
45	38.280	1:02.082
271	50.122	1:05.322

LAP 5 @ 11:58:41.156

NO	BEHIND	LAP TIME
54		53.067
152	1 Lap	1:06.028
48	1.505	53.904
624	1.642	53.619
292	6.430	54.333
81	7.545	54.257
69	7.932	54.566
13	1 Lap	1:07.572
109	8.539	54.907
84	11.660	55.845
828	12.875	54.394
33	13.696	56.021
30	16.815	56.519
99	16.994	56.371
710	17.071	56.318
78	18.730	56.813
139	24.406	57.407
75	24.557	56.801
91	27.047	58.310
58	28.383	57.888
39	31.378	59.540
49	32.533	58.487
72	35.543	59.170
77	37.725	59.352
117	38.708	1:00.984
138	39.188	1:00.378
130	39.692	1:01.289
52	39.914	59.722
68	43.275	1:01.032
627	43.363	1:01.399
116	43.500	1:01.128
191	44.020	1:00.869
45	46.592	1:01.379

LAP 6 @ 11:59:34.204

NO	BEHIND	LAP TIME
54		53.048
48	2.119	53.662
624	2.713	54.119
292	8.402	55.020
69	9.282	54.398
81	9.337	54.840
271	1 Lap	1:06.094
109	10.359	54.868
152	1 Lap	1:05.109
84	14.146	55.534
828	15.366	55.539

33	16.250	55.602
30	20.472	56.705
99	20.490	56.544
710	21.389	57.366
13	1 Lap	1:06.473
78	22.703	57.021
75	28.351	56.842
139	29.644	58.286
91	32.303	58.304
58	33.416	58.081
49	37.296	57.811
39	37.418	59.088
72	41.120	58.625
77	43.995	59.318
117	46.611	1:00.951
130	46.882	1:00.238
138	47.062	1:00.922
52	47.245	1:00.379
68	50.290	1:00.063
116	51.890	1:01.438
627	52.162	1:01.847
191	52.442	1:01.470

LAP 7 @ 12:00:26.742

NO	BEHIND	LAP TIME
54		52.538
45	1 Lap	1:00.799
48	3.056	53.475
624	3.662	53.487
292	10.804	54.940
81	11.609	54.810
69	11.651	54.907
109	12.366	54.545
84	17.613	56.005
828	19.556	56.728
33	20.387	56.675
271	1 Lap	1:05.488
99	24.925	56.973
30	25.004	57.070
152	1 Lap	1:04.409
710	25.349	56.498
78	27.401	57.236
75	32.331	56.518
139	34.979	57.873
13	1 Lap	1:08.250
91	38.282	58.517
58	39.040	58.162
49	43.202	58.444
39	44.620	59.740
72	46.327	57.745
77	51.337	59.880

LAP 8 @ 12:01:19.842

NO	BEHIND	LAP TIME
54		53.100
52	1 Lap	59.561
130	1 Lap	1:00.008
138	1 Lap	1:01.405
117	1 Lap	1:02.019
68	1 Lap	59.219
48	4.720	54.764
624	5.080	54.518
116	1 Lap	59.490
627	1 Lap	1:01.340
191	1 Lap	1:01.392

45	1 Lap	1:00.999
292	11.615	53.911
69	12.226	53.675
81	12.244	53.735
109	13.226	53.960
84	19.900	55.387
828	21.658	55.202
33	23.251	55.964
99	27.405	55.580
30	28.119	56.215
710	28.659	56.410
78	32.821	58.520
75	35.853	56.622
152	1 Lap	1:03.756
271	1 Lap	1:06.063
139	39.375	57.496
58	54.189	1:08.249

LAP 9 @ 12:02:14.519

NO	BEHIND	LAP TIME
54		54.677
13	2 Laps	1:12.052
39	1 Lap	1:05.826
49	1 Lap	1:08.995
72	1 Lap	1:06.088
48	6.779	56.736
624	6.872	56.469
77	1 Lap	1:04.778
52	1 Lap	1:01.948
138	1 Lap	1:00.551
130	1 Lap	1:02.569
68	1 Lap	1:01.598
116	1 Lap	59.797
117	1 Lap	1:03.025
292	11.848	54.910
81	13.168	55.601
69	13.695	56.146
627	1 Lap	1:00.650
109	13.947	55.398
45	1 Lap	1:01.391
191	1 Lap	1:05.023
84	21.191	55.968
828	26.155	59.174
33	26.791	58.217
99	28.118	55.390
30	29.611	56.169
78	36.599	58.455
75	38.516	57.340
139	42.800	58.102
152	1 Lap	1:03.878
271	1 Lap	1:06.001

LAP 10 @ 12:03:07.883

NO	BEHIND	LAP TIME
54		53.364
58	1 Lap	1:00.479
624	6.883	53.375
48	7.070	53.655
39	1 Lap	59.546
49	1 Lap	1:01.565
72	1 Lap	1:01.524
292	14.850	56.366
77	1 Lap	1:00.314
81	15.380	55.576
13	2 Laps	1:07.335

BMCRC - MRO Championships 2022 - Rnd 1 @ Brands Hatch Indy

BMCRC Thunderbike Sport & Rookie Minitwins

RACE 2 - LAP CHART

138	1 Lap	1:00.421
69	16.102	55.771
52	1 Lap	1:01.186
109	17.227	56.644
130	1 Lap	1:02.351
116	1 Lap	1:01.341
68	1 Lap	1:02.378
117	1 Lap	1:01.857
627	1 Lap	1:00.104
84	25.274	57.447
45	1 Lap	1:02.622
191	1 Lap	1:01.508
828	31.128	58.337
99	32.388	57.634
30	32.542	56.295
33	32.574	59.147
78	41.430	58.195
75	41.948	56.796
139	47.384	57.948
152	1 Lap	1:03.819
271	1 Lap	1:05.239

BMCRC - MRO Championships 2022 - Rnd 1 @ Brands Hatch Indy

BMCRC Thunderbike Sport & Rookie Minitwins

RACE 2 - SECTOR ANALYSIS



SECTOR 1 = FL to I1, SECTOR 2 = I1 to FL, DIFF = Difference To Personal Best Lap, P = Crossed Finish Line in Pit Lane, D = Time Disallowed

P1 54 Adam JAMISON		Yamaha R6 - Team AJR				
IDEAL LAP TIME : 52.383		BEST LAP TIME : 52.538		DIFFERENCE : 0.155		
LAP	SECTOR 1	SECTOR 2	LAP TIME	MPH	DIFF	TIME OF DAY
1 -		21.835	1:00.972	71.32	8.434	11:55:06.079
2 -	33.290	21.653	54.943	79.14	2.405	11:56:01.022
3 -	32.721	21.260	53.981	80.55	1.443	11:56:55.003
4 -	32.048	21.038	53.086	81.91	0.548	11:57:48.089
5 -	32.110	20.957	53.067 (3)	81.94	0.529	11:58:41.156
6 -	32.112	20.936	53.048 (2)	81.97	0.510	11:59:34.204
7 -	31.770	20.768	52.538 (1)	82.77		12:00:26.742
8 -	31.801	21.299	53.100	81.89	0.562	12:01:19.842
9 -	32.102	22.575	54.677	79.53	2.139	12:02:14.519
10 -	31.615	21.749	53.364	81.48	0.826	12:03:07.883

P2 624 Matthew FEDRICK		Yamaha R6 - M.Fedrick Farriers Ltd/Palmer Race Skool				
IDEAL LAP TIME : 53.146		BEST LAP TIME : 53.375		DIFFERENCE : 0.229		
LAP	SECTOR 1	SECTOR 2	LAP TIME	MPH	DIFF	TIME OF DAY
1 -		21.819	1:01.177	71.08	7.802	11:55:06.284
2 -	33.470	21.658	55.128	78.88	1.753	11:56:01.412
3 -	32.746	21.241	53.987	80.54	0.612	11:56:55.399
4 -	32.467	21.313	53.780	80.85	0.405	11:57:49.179
5 -	32.524	21.095	53.619 (3)	81.10	0.244	11:58:42.798
6 -	32.654	21.465	54.119	80.35	0.744	11:59:36.917
7 -	32.239	21.248	53.487 (2)	81.30	0.112	12:00:30.404
8 -	33.036	21.482	54.518	79.76	1.143	12:01:24.922
9 -	33.445	23.024	56.469	77.00	3.094	12:02:21.391
10 -	32.051	21.324	53.375 (1)	81.47		12:03:14.766

P3 48 Shaun WALLIS		Yamaha R6 - MBC Despatch Racing				
IDEAL LAP TIME : 53.316		BEST LAP TIME : 53.475		DIFFERENCE : 0.159		
LAP	SECTOR 1	SECTOR 2	LAP TIME	MPH	DIFF	TIME OF DAY
1 -		21.505	1:01.271	70.97	7.796	11:55:06.378
2 -	33.254	21.519	54.773	79.39	1.298	11:56:01.151
3 -	32.439	21.338	53.777	80.86	0.302	11:56:54.928
4 -	32.681	21.148	53.829	80.78	0.354	11:57:48.757
5 -	32.726	21.178	53.904	80.67	0.429	11:58:42.661
6 -	32.696	20.966	53.662 (3)	81.03	0.187	11:59:36.323
7 -	32.471	21.004	53.475 (1)	81.32		12:00:29.798
8 -	33.205	21.559	54.764	79.40	1.289	12:01:24.562
9 -	33.641	23.095	56.736	76.64	3.261	12:02:21.298
10 -	32.350	21.305	53.655 (2)	81.04	0.180	12:03:14.953

P4 292 R Tommi CALDWELL		Yamaha YZF-R6 - DART Motorsport				
IDEAL LAP TIME : 53.665		BEST LAP TIME : 53.911		DIFFERENCE : 0.246		
LAP	SECTOR 1	SECTOR 2	LAP TIME	MPH	DIFF	TIME OF DAY
1 -		22.312	1:03.088	68.92	9.177	11:55:08.195
2 -	33.615	21.689	55.304	78.63	1.393	11:56:03.499
3 -	33.271	21.699	54.970	79.10	1.059	11:56:58.469
4 -	33.134	21.650	54.784 (3)	79.37	0.873	11:57:53.253
5 -	32.663	21.670	54.333 (2)	80.03	0.422	11:58:47.586
6 -	33.406	21.614	55.020	79.03	1.109	11:59:42.606
7 -	33.697	21.243	54.940	79.15	1.029	12:00:37.546
8 -	32.422	21.489	53.911 (1)	80.66		12:01:31.457
9 -	33.096	21.814	54.910	79.19	0.999	12:02:26.367
10 -	33.092	23.274	56.366	77.14	2.455	12:03:22.733

BMCRC - MRO Championships 2022 - Rnd 1 @ Brands Hatch Indy

BMCRC Thunderbike Sport & Rookie Minitwins

RACE 2 - SECTOR ANALYSIS



SECTOR 1 = FL to I1, SECTOR 2 = I1 to FL, DIFF = Difference To Personal Best Lap, P = Crossed Finish Line in Pit Lane, D = Time Disallowed

P5 81 Malvern MAY		Honda CBR600RR - IMP racing				
IDEAL LAP TIME : 53.735		BEST LAP TIME : 53.735		DIFFERENCE : 0.000		
LAP	SECTOR 1	SECTOR 2	LAP TIME	MPH	DIFF	TIME OF DAY
1 -		22.763	1:03.863	68.09	10.128	11:55:08.970
2 -	33.305	22.039	55.344	78.57	1.609	11:56:04.314
3 -	33.117	21.926	55.043	79.00	1.308	11:56:59.357
4 -	33.425	21.662	55.087	78.94	1.352	11:57:54.444
5 -	32.557	21.700	54.257 (2)	80.14	0.522	11:58:48.701
6 -	32.942	21.898	54.840	79.29	1.105	11:59:43.541
7 -	33.105	21.705	54.810 (3)	79.33	1.075	12:00:38.351
8 -	32.307	21.428	53.735 (1)	80.92		12:01:32.086
9 -	32.985	22.616	55.601	78.21	1.866	12:02:27.687
10 -	32.462	23.114	55.576	78.24	1.841	12:03:23.263

P6 69 Tony RUSSO		Yamaha R6 - Wymark Lubricants				
IDEAL LAP TIME : 53.675		BEST LAP TIME : 53.675		DIFFERENCE : 0.000		
LAP	SECTOR 1	SECTOR 2	LAP TIME	MPH	DIFF	TIME OF DAY
1 -		22.361	1:04.191	67.74	10.516	11:55:09.298
2 -	34.399	21.622	56.021	77.62	2.346	11:56:05.319
3 -	33.235	21.252	54.487 (3)	79.80	0.812	11:56:59.806
4 -	33.263	21.453	54.716	79.47	1.041	11:57:54.522
5 -	33.471	21.095	54.566	79.69	0.891	11:58:49.088
6 -	33.035	21.363	54.398 (2)	79.94	0.723	11:59:43.486
7 -	33.400	21.507	54.907	79.19	1.232	12:00:38.393
8 -	32.595	21.080	53.675 (1)	81.01		12:01:32.068
9 -	33.835	22.311	56.146	77.45	2.471	12:02:28.214
10 -	33.799	21.972	55.771	77.97	2.096	12:03:23.985

P7 109 Chris CAYFORD		Honda CB500 - Multi-Tech Coachworks				
IDEAL LAP TIME : 53.960		BEST LAP TIME : 53.960		DIFFERENCE : 0.000		
LAP	SECTOR 1	SECTOR 2	LAP TIME	MPH	DIFF	TIME OF DAY
1 -		22.817	1:02.722	69.33	8.762	11:55:07.829
2 -	33.609	22.245	55.854	77.85	1.894	11:56:03.683
3 -	33.526	22.366	55.892	77.80	1.932	11:56:59.575
4 -	33.057	22.156	55.213	78.76	1.253	11:57:54.788
5 -	32.996	21.911	54.907	79.19	0.947	11:58:49.695
6 -	32.755	22.113	54.868 (3)	79.25	0.908	11:59:44.563
7 -	32.719	21.826	54.545 (2)	79.72	0.585	12:00:39.108
8 -	32.328	21.632	53.960 (1)	80.58		12:01:33.068
9 -	32.654	22.744	55.398	78.49	1.438	12:02:28.466
10 -	33.109	23.535	56.644	76.77	2.684	12:03:25.110

P8 84 Ricardo BRANCO		Yamaha R6 - IMP Racing				
IDEAL LAP TIME : 55.180		BEST LAP TIME : 55.387		DIFFERENCE : 0.207		
LAP	SECTOR 1	SECTOR 2	LAP TIME	MPH	DIFF	TIME OF DAY
1 -		22.524	1:04.442	67.47	9.055	11:55:09.549
2 -	34.249	21.990	56.239	77.32	0.852	11:56:05.788
3 -	33.505	21.971	55.476 (2)	78.38	0.089	11:57:01.264
4 -	33.476	22.231	55.707	78.06	0.320	11:57:56.971
5 -	33.511	22.334	55.845	77.86	0.458	11:58:52.816
6 -	33.530	22.004	55.534 (3)	78.30	0.147	11:59:48.350
7 -	33.945	22.060	56.005	77.64	0.618	12:00:44.355
8 -	33.344	22.043	55.387 (1)	78.51		12:01:39.742
9 -	33.209	22.759	55.968	77.69	0.581	12:02:35.710
10 -	33.711	23.736	57.447	75.69	2.060	12:03:33.157

BMCRC - MRO Championships 2022 - Rnd 1 @ Brands Hatch Indy

BMCRC Thunderbike Sport & Rookie Minitwins

RACE 2 - SECTOR ANALYSIS



SECTOR 1 = FL to I1, SECTOR 2 = I1 to FL, DIFF = Difference To Personal Best Lap, P = Crossed Finish Line in Pit Lane, D = Time Disallowed

P9 828		David SPENCER		Suzuki GSXR 600 -		
IDEAL LAP TIME : 54.394		BEST LAP TIME : 54.394		DIFFERENCE : 0.000		
LAP	SECTOR 1	SECTOR 2	LAP TIME	MPH	DIFF	TIME OF DAY
1 -		22.446	1:07.232	64.67	12.838	11:55:12.339
2 -	33.825	21.661	55.486	78.37	1.092	11:56:07.825
3 -	34.568	22.164	56.732	76.65	2.338	11:57:04.557
4 -	33.586	21.494	55.080 (2)	78.95	0.686	11:57:59.637
5 -	33.065	21.329	54.394 (1)	79.94		11:58:54.031
6 -	34.066	21.473	55.539	78.29	1.145	11:59:49.570
7 -	34.424	22.304	56.728	76.65	2.334	12:00:46.298
8 -	33.822	21.380	55.202 (3)	78.77	0.808	12:01:41.500
9 -	33.693	25.481	59.174	73.48	4.780	12:02:40.674
10 -	35.495	22.842	58.337	74.54	3.943	12:03:39.011

P10 99 RMT		Roger PARKES		Suzuki SV650 - Simply Owners Ltd		
IDEAL LAP TIME : 55.256		BEST LAP TIME : 55.390		DIFFERENCE : 0.134		
LAP	SECTOR 1	SECTOR 2	LAP TIME	MPH	DIFF	TIME OF DAY
1 -		23.400	1:06.201	65.68	10.811	11:55:11.308
2 -	34.935	22.621	57.556	75.55	2.166	11:56:08.864
3 -	33.988	22.609	56.597	76.83	1.207	11:57:05.461
4 -	33.719	22.599	56.318 (3)	77.21	0.928	11:58:01.779
5 -	33.966	22.405	56.371	77.14	0.981	11:58:58.150
6 -	34.086	22.458	56.544	76.90	1.154	11:59:54.694
7 -	34.566	22.407	56.973	76.32	1.583	12:00:51.667
8 -	33.674	21.906	55.580 (2)	78.24	0.190	12:01:47.247
9 -	33.350	22.040	55.390 (1)	78.50		12:02:42.637
10 -	34.381	23.253	57.634	75.45	2.244	12:03:40.271

P11 30		Connor WADE		Suzuki SV650 - WELD CARE INDUSTRIES		
IDEAL LAP TIME : 55.328		BEST LAP TIME : 56.169		DIFFERENCE : 0.841		
LAP	SECTOR 1	SECTOR 2	LAP TIME	MPH	DIFF	TIME OF DAY
1 -		23.044	1:05.361	66.53	9.192	11:55:10.468
2 -	34.736	22.591	57.327	75.85	1.158	11:56:07.795
3 -	34.190	22.745	56.935	76.37	0.766	11:57:04.730
4 -	34.088	22.634	56.722	76.66	0.553	11:58:01.452
5 -	34.081	22.438	56.519	76.94	0.350	11:58:57.971
6 -	34.081	22.624	56.705	76.68	0.536	11:59:54.676
7 -	34.553	22.517	57.070	76.19	0.901	12:00:51.746
8 -	34.210	22.005	56.215 (2)	77.35	0.046	12:01:47.961
9 -	33.963	22.206	56.169 (1)	77.42		12:02:44.130
10 -	33.323	22.972	56.295 (3)	77.24	0.126	12:03:40.425

P12 33 RMT		Luke BLACKFORD		Suzuki SV650 - Tyres4bikes		
IDEAL LAP TIME : 55.595		BEST LAP TIME : 55.602		DIFFERENCE : 0.007		
LAP	SECTOR 1	SECTOR 2	LAP TIME	MPH	DIFF	TIME OF DAY
1 -		22.634	1:04.212	67.72	8.610	11:55:09.319
2 -	33.885	22.369	56.254	77.30	0.652	11:56:05.573
3 -	33.753	22.625	56.378	77.13	0.776	11:57:01.951
4 -	34.186	22.694	56.880	76.45	1.278	11:57:58.831
5 -	33.891	22.130	56.021 (3)	77.62	0.419	11:58:54.852
6 -	33.592	22.010	55.602 (1)	78.20		11:59:50.454
7 -	34.330	22.345	56.675	76.72	1.073	12:00:47.129
8 -	33.585	22.379	55.964 (2)	77.70	0.362	12:01:43.093
9 -	33.838	24.379	58.217	74.69	2.615	12:02:41.310
10 -	35.689	23.458	59.147	73.52	3.545	12:03:40.457

BMCRC - MRO Championships 2022 - Rnd 1 @ Brands Hatch Indy

BMCRC Thunderbike Sport & Rookie Minitwins

RACE 2 - SECTOR ANALYSIS



SECTOR 1 = FL to I1, SECTOR 2 = I1 to FL, DIFF = Difference To Personal Best Lap, P = Crossed Finish Line in Pit Lane, D = Time Disallowed

P13 78 RMT		Tim FRAMPTON		Suzuki SV650 - K66		
IDEAL LAP TIME : 56.691		BEST LAP TIME : 56.813		DIFFERENCE : 0.122		
LAP	SECTOR 1	SECTOR 2	LAP TIME	MPH	DIFF	TIME OF DAY
1 -		23.655	1:05.016	66.88	8.203	11:55:10.123
2 -	34.810	22.805	57.615	75.47	0.802	11:56:07.738
3 -	35.169	23.250	58.419	74.43	1.606	11:57:06.157
4 -	34.504	22.412	56.916 (2)	76.40	0.103	11:58:03.073
5 -	34.626	22.187	56.813 (1)	76.54		11:58:59.886
6 -	34.640	22.381	57.021 (3)	76.26	0.208	11:59:56.907
7 -	34.546	22.690	57.236	75.97	0.423	12:00:54.143
8 -	35.709	22.811	58.520	74.30	1.707	12:01:52.663
9 -	35.211	23.244	58.455	74.39	1.642	12:02:51.118
10 -	35.004	23.191	58.195	74.72	1.382	12:03:49.313

P14 75		Stewart MAY		Honda CBR600F3 - Moths in the wallet		
IDEAL LAP TIME : 56.445		BEST LAP TIME : 56.518		DIFFERENCE : 0.073		
LAP	SECTOR 1	SECTOR 2	LAP TIME	MPH	DIFF	TIME OF DAY
1 -		24.623	1:10.234	61.91	13.716	11:55:15.341
2 -	36.051	22.960	59.011	73.69	2.493	11:56:14.352
3 -	35.128	22.569	57.697	75.36	1.179	11:57:12.049
4 -	34.468	22.395	56.863	76.47	0.345	11:58:08.912
5 -	34.208	22.593	56.801	76.55	0.283	11:59:05.713
6 -	34.474	22.368	56.842	76.50	0.324	12:00:02.555
7 -	34.120	22.398	56.518 (1)	76.94		12:00:59.073
8 -	34.212	22.410	56.622 (2)	76.80	0.104	12:01:55.695
9 -	34.269	23.071	57.340	75.83	0.822	12:02:53.035
10 -	34.471	22.325	56.796 (3)	76.56	0.278	12:03:49.831

P15 139		Rob MARLEY		Honda CBR600F3 - PearTree Racing		
IDEAL LAP TIME : 57.025		BEST LAP TIME : 57.089		DIFFERENCE : 0.064		
LAP	SECTOR 1	SECTOR 2	LAP TIME	MPH	DIFF	TIME OF DAY
1 -		25.191	1:07.554	64.37	10.465	11:55:12.661
2 -	36.210	23.205	59.415	73.19	2.326	11:56:12.076
3 -	35.882	23.108	58.990	73.71	1.901	11:57:11.066
4 -	34.382	22.707	57.089 (1)	76.17		11:58:08.155
5 -	34.764	22.643	57.407 (2)	75.75	0.318	11:59:05.562
6 -	35.602	22.684	58.286	74.60	1.197	12:00:03.848
7 -	34.874	22.999	57.873	75.14	0.784	12:01:01.721
8 -	34.802	22.694	57.496 (3)	75.63	0.407	12:01:59.217
9 -	35.117	22.985	58.102	74.84	1.013	12:02:57.319
10 -	34.863	23.085	57.948	75.04	0.859	12:03:55.267

P16 58		Mark LAWSON		Honda CBR - Crawfords metal detectors		
IDEAL LAP TIME : 57.741		BEST LAP TIME : 57.888		DIFFERENCE : 0.147		
LAP	SECTOR 1	SECTOR 2	LAP TIME	MPH	DIFF	TIME OF DAY
1 -		24.270	1:09.719	62.37	11.831	11:55:14.826
2 -	36.304	23.169	59.473	73.11	1.585	11:56:14.299
3 -	36.213	22.693	58.906	73.82	1.018	11:57:13.205
4 -	35.769	22.677	58.446	74.40	0.558	11:58:11.651
5 -	35.297	22.591	57.888 (1)	75.12		11:59:09.539
6 -	35.570	22.511	58.081 (2)	74.87	0.193	12:00:07.620
7 -	35.718	22.444	58.162 (3)	74.76	0.274	12:01:05.782
8 -	40.907	27.342	1:08.249	63.71	10.361	12:02:14.031
9 -	37.407	23.072	1:00.479	71.90	2.591	12:03:14.510

BMCRC - MRO Championships 2022 - Rnd 1 @ Brands Hatch Indy

BMCRC Thunderbike Sport & Rookie Minitwins

RACE 2 - SECTOR ANALYSIS



SECTOR 1 = FL to I1, SECTOR 2 = I1 to FL, DIFF = Difference To Personal Best Lap, P = Crossed Finish Line in Pit Lane, D = Time Disallowed

P17 39 RMT Daniel COVILL			Suzuki SV650 - Pirtek			
IDEAL LAP TIME : 58.993		BEST LAP TIME : 59.088		DIFFERENCE : 0.095		
LAP	SECTOR 1	SECTOR 2	LAP TIME	MPH	DIFF	TIME OF DAY
1 -		24.175	1:08.398	63.57	9.310	11:55:13.505
2 -	36.586	23.319	59.905	72.59	0.817	11:56:13.410
3 -	36.431	23.307	59.738	72.79	0.650	11:57:13.148
4 -	36.183	23.663	59.846	72.66	0.758	11:58:12.994
5 -	36.574	22.966	59.540 (2)	73.03	0.452	11:59:12.534
6 -	36.027	23.061	59.088 (1)	73.59		12:00:11.622
7 -	36.674	23.066	59.740	72.79	0.652	12:01:11.362
8 -	39.946	25.880	1:05.826	66.06	6.738	12:02:17.188
9 -	36.394	23.152	59.546 (3)	73.02	0.458	12:03:16.734

P18 49 Oli CHAYTOR			Yamaha R6 - PearTree Racing			
IDEAL LAP TIME : 57.811		BEST LAP TIME : 57.811		DIFFERENCE : 0.000		
LAP	SECTOR 1	SECTOR 2	LAP TIME	MPH	DIFF	TIME OF DAY
1 -		25.087	1:12.052	60.35	14.241	11:55:17.159
2 -	36.663	23.055	59.718	72.81	1.907	11:56:16.877
3 -	36.281	22.958	59.239	73.40	1.428	11:57:16.116
4 -	36.093	22.993	59.086	73.59	1.275	11:58:15.202
5 -	36.159	22.328	58.487 (3)	74.35	0.676	11:59:13.689
6 -	35.503	22.308	57.811 (1)	75.22		12:00:11.500
7 -	35.833	22.611	58.444 (2)	74.40	0.633	12:01:09.944
8 -	41.206	27.789	1:08.995	63.02	11.184	12:02:18.939
9 -	37.701	23.864	1:01.565	70.63	3.754	12:03:20.504

P19 72 R Luke LAWSON			Yamaha R6 - Lpl plastering and maintenance			
IDEAL LAP TIME :		BEST LAP TIME : 57.745		DIFFERENCE :		
LAP	SECTOR 1	SECTOR 2	LAP TIME	MPH	DIFF	TIME OF DAY
1 -			1:12.582	59.91	14.837	11:55:17.688
2 -			1:01.320	70.91	3.575	11:56:19.009
3 -			59.086 (3)	73.59	1.341	11:57:18.095
4 -			59.434	73.16	1.689	11:58:17.529
5 -			59.170	73.49	1.425	11:59:16.699
6 -			58.625 (2)	74.17	0.880	12:00:15.324
7 -			57.745 (1)	75.30		12:01:13.069
8 -			1:06.088	65.80	8.343	12:02:19.157
9 -			1:01.524	70.68	3.779	12:03:20.681

P20 77 RMT Antony BAKER			Suzuki SV650 - GTS Financial			
IDEAL LAP TIME : 59.318		BEST LAP TIME : 59.318		DIFFERENCE : 0.000		
LAP	SECTOR 1	SECTOR 2	LAP TIME	MPH	DIFF	TIME OF DAY
1 -		25.727	1:11.497	60.82	12.179	11:55:16.604
2 -	36.874	23.671	1:00.545	71.82	1.227	11:56:17.149
3 -	37.596	23.504	1:01.100	71.17	1.782	11:57:18.249
4 -	37.647	23.633	1:01.280	70.96	1.962	11:58:19.529
5 -	35.986	23.366	59.352 (2)	73.26	0.034	11:59:18.881
6 -	35.974	23.344	59.318 (1)	73.31		12:00:18.199
7 -	35.992	23.888	59.880 (3)	72.62	0.562	12:01:18.079
8 -	36.797	27.981	1:04.778	67.13	5.460	12:02:22.857
9 -	36.390	23.924	1:00.314	72.09	0.996	12:03:23.171

BMCRC - MRO Championships 2022 - Rnd 1 @ Brands Hatch Indy

BMCRC Thunderbike Sport & Rookie Minitwins

RACE 2 - SECTOR ANALYSIS



SECTOR 1 = FL to I1, SECTOR 2 = I1 to FL, DIFF = Difference To Personal Best Lap, P = Crossed Finish Line in Pit Lane, D = Time Disallowed

P21 138		Craig JARMIN		Suzuki SV650 - SK PreP		
IDEAL LAP TIME : 59.562		BEST LAP TIME : 1:00.255		DIFFERENCE : 0.693		
LAP	SECTOR 1	SECTOR 2	LAP TIME	MPH	DIFF	TIME OF DAY
1 -		25.615	1:12.287	60.15	12.032	11:55:17.394
2 -	37.630	24.164	1:01.794	70.37	1.539	11:56:19.188
3 -	36.787	23.736	1:00.523	71.85	0.268	11:57:19.711
4 -	36.197	24.058	1:00.255 (1)	72.17		11:58:19.966
5 -	36.714	23.664	1:00.378 (2)	72.02	0.123	11:59:20.344
6 -	36.863	24.059	1:00.922	71.37	0.667	12:00:21.266
7 -	37.219	24.186	1:01.405	70.81	1.150	12:01:22.671
8 -	35.898	24.653	1:00.551	71.81	0.296	12:02:23.222
9 -	36.360	24.061	1:00.421 (3)	71.97	0.166	12:03:23.643

P22 52 RMT		Stephen BAYLEY		Suzuki SV650 - Mander Organ Builders Racing		
IDEAL LAP TIME : 58.366		BEST LAP TIME : 59.134		DIFFERENCE : 0.768		
LAP	SECTOR 1	SECTOR 2	LAP TIME	MPH	DIFF	TIME OF DAY
1 -		25.930	1:12.189	60.23	13.055	11:55:17.296
2 -	38.423	24.880	1:03.303	68.69	4.169	11:56:20.599
3 -	37.609	24.006	1:01.615	70.57	2.481	11:57:22.214
4 -	35.963	23.171	59.134 (1)	73.53		11:58:21.348
5 -	35.594	24.128	59.722 (3)	72.81	0.588	11:59:21.070
6 -	36.515	23.864	1:00.379	72.02	1.245	12:00:21.449
7 -	36.676	22.885	59.561 (2)	73.01	0.427	12:01:21.010
8 -	35.481	26.467	1:01.948	70.19	2.814	12:02:22.958
9 -	37.277	23.909	1:01.186	71.07	2.052	12:03:24.144

P23 130 RMT		Vince JONES		Suzuki SV650 - Centurion Electrical		
IDEAL LAP TIME : 1:00.008		BEST LAP TIME : 1:00.008		DIFFERENCE : 0.000		
LAP	SECTOR 1	SECTOR 2	LAP TIME	MPH	DIFF	TIME OF DAY
1 -		25.659	1:11.123	61.14	11.115	11:55:16.230
2 -	36.830	23.735	1:00.565 (3)	71.80	0.557	11:56:16.795
3 -	37.435	23.700	1:01.135	71.13	1.127	11:57:17.930
4 -	37.317	24.312	1:01.629	70.56	1.621	11:58:19.559
5 -	37.380	23.909	1:01.289	70.95	1.281	11:59:20.848
6 -	36.492	23.746	1:00.238 (2)	72.19	0.230	12:00:21.086
7 -	36.482	23.526	1:00.008 (1)	72.46		12:01:21.094
8 -	36.837	25.732	1:02.569	69.50	2.561	12:02:23.663
9 -	37.084	25.267	1:02.351	69.74	2.343	12:03:26.014

P24 116		Gareth FAITH		Suzuki SV650 - Sitramoto		
IDEAL LAP TIME : 59.194		BEST LAP TIME : 59.490		DIFFERENCE : 0.296		
LAP	SECTOR 1	SECTOR 2	LAP TIME	MPH	DIFF	TIME OF DAY
1 -		25.265	1:13.598	59.08	14.108	11:55:18.705
2 -	37.780	24.196	1:01.976	70.16	2.486	11:56:20.681
3 -	38.194	23.897	1:02.091	70.03	2.601	11:57:22.772
4 -	36.995	23.761	1:00.756 (3)	71.57	1.266	11:58:23.528
5 -	36.978	24.150	1:01.128	71.13	1.638	11:59:24.656
6 -	37.674	23.764	1:01.438	70.78	1.948	12:00:26.094
7 -	36.180	23.310	59.490 (1)	73.09		12:01:25.584
8 -	35.884	23.913	59.797 (2)	72.72	0.307	12:02:25.381
9 -	37.146	24.195	1:01.341	70.89	1.851	12:03:26.722

BMCRC - MRO Championships 2022 - Rnd 1 @ Brands Hatch Indy

BMCRC Thunderbike Sport & Rookie Minitwins

RACE 2 - SECTOR ANALYSIS



SECTOR 1 = FL to I1, SECTOR 2 = I1 to FL, DIFF = Difference To Personal Best Lap, P = Crossed Finish Line in Pit Lane, D = Time Disallowed

P25 68		Andrew Finlay HOWE		Kawasaki ZXR400L - Finlay Howe Ltd			
IDEAL LAP TIME : 59.219		BEST LAP TIME : 59.219		DIFFERENCE : 0.000			
LAP	SECTOR 1	SECTOR 2	LAP TIME	MPH	DIFF	TIME OF DAY	
1 -		25.249	1:12.534	59.95	13.315	11:55:17.641	
2 -	38.507	24.755	1:03.262	68.73	4.043	11:56:20.903	
3 -	37.672	24.101	1:01.773	70.39	2.554	11:57:22.676	
4 -	36.754	23.969	1:00.723 (3)	71.61	1.504	11:58:23.399	
5 -	36.935	24.097	1:01.032	71.25	1.813	11:59:24.431	
6 -	36.662	23.401	1:00.063 (2)	72.40	0.844	12:00:24.494	
7 -	36.339	22.880	59.219 (1)	73.43		12:01:23.713	
8 -	36.599	24.999	1:01.598	70.59	2.379	12:02:25.311	
9 -	37.961	24.417	1:02.378	69.71	3.159	12:03:27.689	

P26 627 RMT		Aaron MONK		Suzuki SV650 - flyaspitfire.co.uk			
IDEAL LAP TIME : 1:00.104		BEST LAP TIME : 1:00.104		DIFFERENCE : 0.000			
LAP	SECTOR 1	SECTOR 2	LAP TIME	MPH	DIFF	TIME OF DAY	
1 -		25.717	1:11.972	60.42	11.868	11:55:17.079	
2 -	38.352	24.626	1:02.978	69.04	2.874	11:56:20.057	
3 -	37.775	24.102	1:01.877	70.27	1.773	11:57:21.934	
4 -	37.330	23.856	1:01.186 (3)	71.07	1.082	11:58:23.120	
5 -	37.135	24.264	1:01.399	70.82	1.295	11:59:24.519	
6 -	37.681	24.166	1:01.847	70.31	1.743	12:00:26.366	
7 -	37.050	24.290	1:01.340	70.89	1.236	12:01:27.706	
8 -	36.658	23.992	1:00.650 (2)	71.69	0.546	12:02:28.356	
9 -	36.624	23.480	1:00.104 (1)	72.35		12:03:28.460	

P27 191 RMT		Justin GRACE		Suzuki SV650 - G-Race Motorsports			
IDEAL LAP TIME : 1:00.795		BEST LAP TIME : 1:00.869		DIFFERENCE : 0.074			
LAP	SECTOR 1	SECTOR 2	LAP TIME	MPH	DIFF	TIME OF DAY	
1 -		25.384	1:11.846	60.52	10.977	11:55:16.953	
2 -	38.511	24.913	1:03.424	68.56	2.555	11:56:20.377	
3 -	37.817	24.433	1:02.250	69.85	1.381	11:57:22.627	
4 -	38.080	23.600	1:01.680	70.50	0.811	11:58:24.307	
5 -	37.195	23.674	1:00.869 (1)	71.44		11:59:25.176	
6 -	37.431	24.039	1:01.470 (3)	70.74	0.601	12:00:26.646	
7 -	37.263	24.129	1:01.392 (2)	70.83	0.523	12:01:28.038	
8 -	37.492	27.531	1:05.023	66.87	4.154	12:02:33.061	
9 -	37.707	23.801	1:01.508	70.69	0.639	12:03:34.569	

P28 117 RMT		Brandon WRIGHT		Suzuki SV650 - OneEliquids.com			
IDEAL LAP TIME : 1:00.764		BEST LAP TIME : 1:00.951		DIFFERENCE : 0.187			
LAP	SECTOR 1	SECTOR 2	LAP TIME	MPH	DIFF	TIME OF DAY	
1 -		24.853	1:09.824	62.27	8.873	11:55:14.931	
2 -	37.563	23.711	1:01.274	70.96	0.323	11:56:16.205	
3 -	37.432	24.091	1:01.523	70.68	0.572	11:57:17.728	
4 -	37.232	23.920	1:01.152 (3)	71.11	0.201	11:58:18.880	
5 -	37.219	23.765	1:00.984 (2)	71.30	0.033	11:59:19.864	
6 -	37.053	23.898	1:00.951 (1)	71.34		12:00:20.815	
7 -	37.657	24.362	1:02.019	70.11	1.068	12:01:22.834	
8 -	37.309	25.716	1:03.025	68.99	2.074	12:02:25.859	
9 -	37.241	24.616	1:01.857	70.30	0.906	12:03:27.716	

BMCRC - MRO Championships 2022 - Rnd 1 @ Brands Hatch Indy

BMCRC Thunderbike Sport & Rookie Minitwins

RACE 2 - SECTOR ANALYSIS



SECTOR 1 = FL to I1, SECTOR 2 = I1 to FL, DIFF = Difference To Personal Best Lap, P = Crossed Finish Line in Pit Lane, D = Time Disallowed

P29 45 RMT Terence QUINCE		Suzuki SV650 -				
IDEAL LAP TIME : 1:00.780		BEST LAP TIME : 1:00.799		DIFFERENCE : 0.019		
LAP	SECTOR 1	SECTOR 2	LAP TIME	MPH	DIFF	TIME OF DAY
1 -		25.288	1:13.437	59.21	12.638	11:55:18.544
2 -	38.766	24.509	1:03.275	68.72	2.476	11:56:21.819
3 -	38.117	24.351	1:02.468	69.61	1.669	11:57:24.287
4 -	37.505	24.577	1:02.082	70.04	1.283	11:58:26.369
5 -	36.963	24.416	1:01.379 (3)	70.84	0.580	11:59:27.748
6 -	36.729	24.070	1:00.799 (1)	71.52		12:00:28.547
7 -	36.948	24.051	1:00.999 (2)	71.28	0.200	12:01:29.546
8 -	36.758	24.633	1:01.391	70.83	0.592	12:02:30.937
9 -	37.177	25.445	1:02.622	69.44	1.823	12:03:33.559

P30 152 RMT Samuel DOWNES		Suzuki SV650 -				
IDEAL LAP TIME : 1:03.756		BEST LAP TIME : 1:03.756		DIFFERENCE : 0.000		
LAP	SECTOR 1	SECTOR 2	LAP TIME	MPH	DIFF	TIME OF DAY
1 -		26.280	1:15.972	57.23	12.216	11:55:21.079
2 -	42.187	26.056	1:08.243	63.72	4.487	11:56:29.322
3 -	41.335	25.857	1:07.192	64.71	3.436	11:57:36.514
4 -	40.510	25.518	1:06.028	65.86	2.272	11:58:42.542
5 -	39.992	25.117	1:05.109	66.78	1.353	11:59:47.651
6 -	39.440	24.969	1:04.409	67.51	0.653	12:00:52.060
7 -	38.951	24.805	1:03.756 (1)	68.20		12:01:55.816
8 -	39.045	24.833	1:03.878 (3)	68.07	0.122	12:02:59.694
9 -	38.985	24.834	1:03.819 (2)	68.13	0.063	12:04:03.513

P31 271 Andrew BUTTERS		Honda CBR 600 FY -				
IDEAL LAP TIME : 1:04.772		BEST LAP TIME : 1:05.239		DIFFERENCE : 0.467		
LAP	SECTOR 1	SECTOR 2	LAP TIME	MPH	DIFF	TIME OF DAY
1 -		26.677	1:15.866	57.31	10.627	11:55:20.973
2 -	40.503	26.017	1:06.520	65.37	1.281	11:56:27.493
3 -	39.519	25.877	1:05.396 (3)	66.49	0.157	11:57:32.889
4 -	39.052	26.270	1:05.322 (2)	66.57	0.083	11:58:38.211
5 -	39.903	26.191	1:06.094	65.79	0.855	11:59:44.305
6 -	38.895	26.593	1:05.488	66.40	0.249	12:00:49.793
7 -	39.976	26.087	1:06.063	65.82	0.824	12:01:55.856
8 -	40.072	25.929	1:06.001	65.88	0.762	12:03:01.857
9 -	38.978	26.261	1:05.239 (1)	66.65		12:04:07.096

P32 13 RMT Kurt KENT		Suzuki SV650 -				
IDEAL LAP TIME : 1:06.262		BEST LAP TIME : 1:06.473		DIFFERENCE : 0.211		
LAP	SECTOR 1	SECTOR 2	LAP TIME	MPH	DIFF	TIME OF DAY
1 -		28.159	1:20.233	54.19	13.760	11:55:25.340
2 -	40.933	26.968	1:07.901	64.04	1.428	11:56:33.241
3 -	41.392	26.997	1:08.389	63.58	1.916	11:57:41.630
4 -	40.866	26.706	1:07.572 (3)	64.35	1.099	11:58:49.202
5 -	39.556	26.917	1:06.473 (1)	65.41		11:59:55.675
6 -	41.424	26.826	1:08.250	63.71	1.777	12:01:03.925
7 -	43.320	28.732	1:12.052	60.35	5.579	12:02:15.977
8 -	40.501	26.834	1:07.335 (2)	64.58	0.862	12:03:23.312

BMCRC - MRO Championships 2022 - Rnd 1 @ Brands Hatch Indy

BMCRC Thunderbike Sport & Rookie Minitwins

RACE 2 - SECTOR ANALYSIS



SECTOR 1 = FL to I1, SECTOR 2 = I1 to FL, DIFF = Difference To Personal Best Lap, P = Crossed Finish Line in Pit Lane, D = Time Disallowed

P33 710 RMT Ian FOSTER		Suzuki SV650 - Quantum Kitchens				
IDEAL LAP TIME : 55.668		BEST LAP TIME : 56.013		DIFFERENCE : 0.345		
LAP	SECTOR 1	SECTOR 2	LAP TIME	MPH	DIFF	TIME OF DAY
1 -		23.640	1:06.444	65.44	10.431	11:55:11.551
2 -	34.861	22.937	57.798	75.23	1.785	11:56:09.349
3 -	34.127	22.420	56.547	76.90	0.534	11:57:05.896
4 -	33.888	22.125	56.013 (1)	77.63		11:58:01.909
5 -	34.011	22.307	56.318 (2)	77.21	0.305	11:58:58.227
6 -	35.043	22.323	57.366	75.80	1.353	11:59:55.593
7 -	33.894	22.604	56.498	76.96	0.485	12:00:52.091
8 -	34.293	22.117	56.410 (3)	77.08	0.397	12:01:48.501

P34 91 RMT Ben WEST		Suzuki SV650 - RV2 power				
IDEAL LAP TIME : 58.216		BEST LAP TIME : 58.304		DIFFERENCE : 0.088		
LAP	SECTOR 1	SECTOR 2	LAP TIME	MPH	DIFF	TIME OF DAY
1 -		23.562	1:07.685	64.24	9.381	11:55:12.792
2 -	35.780	23.559	59.339	73.28	1.035	11:56:12.131
3 -	35.582	23.544	59.126	73.54	0.822	11:57:11.257
4 -	35.292	23.344	58.636	74.16	0.332	11:58:09.893
5 -	35.038	23.272	58.310 (2)	74.57	0.006	11:59:08.203
6 -	35.102	23.202	58.304 (1)	74.58		12:00:06.507
7 -	35.339	23.178	58.517 (3)	74.31	0.213	12:01:05.024

BMCRC - MRO Championships 2022 - Rnd 1 @ Brands Hatch Indy

BMCRC Thunderbike Sport & Rookie Minitwins

RACE 2 - BEST SECTORS

SECTOR 1			SECTOR 2			IDEAL / BEST COMPARISON						
POS	NO	NAME	TIME	NO	NAME	TIME	POS	NO	NAME	IDEAL	BEST	DIFF
									PERFECT LAP	52.383		
1	54	JAMISON	31.615	54	JAMISON	20.768	1	54	JAMISON	52.383	52.538	0.155
2	624	FEDRICK	32.051	48	WALLIS	20.966	2	624	FEDRICK	53.146	53.375	0.229
3	81	MAY	32.307	69	RUSSO	21.080	3	48	WALLIS	53.316	53.475	0.159
4	109	CAYFORD	32.328	624	FEDRICK	21.095	4	292	CALDWELL	53.665	53.911	0.246
5	48	WALLIS	32.350	292	CALDWELL	21.243	5	69	RUSSO	53.675	53.675	0.000
6	292	CALDWELL	32.422	828	SPENCER	21.329	6	81	MAY	53.735	53.735	0.000
7	69	RUSSO	32.595	81	MAY	21.428	7	109	CAYFORD	53.960	53.960	0.000
8	828	SPENCER	33.065	109	CAYFORD	21.632	8	828	SPENCER	54.394	54.394	0.000
9	84	BRANCO	33.209	99	PARKES	21.906	9	84	BRANCO	55.180	55.387	0.207
10	30	WADE	33.323	84	BRANCO	21.971	10	99	PARKES	55.256	55.390	0.134
11	99	PARKES	33.350	30	WADE	22.005	11	30	WADE	55.328	56.169	0.841
12	710	FOSTER	33.551	33	BLACKFORD	22.010	12	33	BLACKFORD	55.595	55.602	0.007
13	33	BLACKFORD	33.585	710	FOSTER	22.117	13	710	FOSTER	55.668	56.013	0.345
14	75	MAY	34.120	78	FRAMPTON	22.187	14	75	MAY	56.445	56.518	0.073
15	139	MARLEY	34.382	49	CHAYTOR	22.308	15	78	FRAMPTON	56.691	56.813	0.122
16	78	FRAMPTON	34.504	75	MAY	22.325	16	139	MARLEY	57.025	57.089	0.064
17	91	WEST	35.038	58	LAWSON	22.444	17	58	LAWSON	57.741	57.888	0.147
18	58	LAWSON	35.297	139	MARLEY	22.643	18	49	CHAYTOR	57.811	57.811	0.000
19	52	BAYLEY	35.481	68	HOWE	22.880	19	91	WEST	58.216	58.304	0.088
20	49	CHAYTOR	35.503	52	BAYLEY	22.885	20	52	BAYLEY	58.366	59.134	0.768
21	116	FAITH	35.884	39	COVILL	22.966	21	39	COVILL	58.993	59.088	0.095
22	138	JARMIN	35.898	91	WEST	23.178	22	116	FAITH	59.194	59.490	0.296
23	77	BAKER	35.974	116	FAITH	23.310	23	68	HOWE	59.219	59.219	0.000
24	39	COVILL	36.027	77	BAKER	23.344	24	77	BAKER	59.318	59.318	0.000
25	68	HOWE	36.339	627	MONK	23.480	25	138	JARMIN	59.562	1:00.255	0.693
26	130	JONES	36.482	130	JONES	23.526	26	130	JONES	1:00.008	1:00.008	0.000
27	627	MONK	36.624	191	GRACE	23.600	27	627	MONK	1:00.104	1:00.104	0.000
28	45	QUINCE	36.729	138	JARMIN	23.664	28	117	WRIGHT	1:00.764	1:00.951	0.187
29	117	WRIGHT	37.053	117	WRIGHT	23.711	29	45	QUINCE	1:00.780	1:00.799	0.019
30	191	GRACE	37.195	45	QUINCE	24.051	30	191	GRACE	1:00.795	1:00.869	0.074
31	271	BUTTERS	38.895	152	DOWNES	24.805	31	152	DOWNES	1:03.756	1:03.756	0.000
32	152	DOWNES	38.951	271	BUTTERS	25.877	32	271	BUTTERS	1:04.772	1:05.239	0.467
33	13	KENT	39.556	13	KENT	26.706	33	13	KENT	1:06.262	1:06.473	0.211
34							34	72	LAWSON		57.745	

BMCRC - MRO Championships 2022 - Rnd 1 @ Brands Hatch Indy

BMCRC Thunderbike Sport & Rookie Minitwins

RACE 2 - STATISTICS

Competitors Started 34
Planned Start 2022-03-12 @ 12:10:00.000
Actual Start 2022-03-12 @ 11:54:05.106
Finish Time 2022-03-12 @ 12:03:07.882
Track Length 1.2079mi.
Total Laps 317
Total Distance Covered 382.9187mi.

Session Fastest Lap History

NO	CL	NAME	LAP TIME	TIME OF DAY	LAP	VEHICLE
54		Adam JAMISON	54.943	11:56:01.032	2	Yamaha R6
48		Shaun WALLIS	54.773	11:56:01.160	2	Yamaha R6
48		Shaun WALLIS	53.777	11:56:54.936	3	Yamaha R6
54		Adam JAMISON	53.086	11:57:48.098	4	Yamaha R6
54		Adam JAMISON	53.067	11:58:41.166	5	Yamaha R6
54		Adam JAMISON	53.048	11:59:34.212	6	Yamaha R6
54		Adam JAMISON	52.538	12:00:26.745	7	Yamaha R6

Session Leader History

NO	CL	NAME	FROM LAP	LAPS LED	DISTANCE	VEHICLE
54		Adam JAMISON	1	2	2.41 miles	Yamaha R6
48		Shaun WALLIS	3	1	1.20 miles	Yamaha R6
54		Adam JAMISON	4	7	8.45 miles	Yamaha R6

Flag History

TYPE	TIME OF DAY
GREEN	11:54:05.106
FINISH	12:03:07.882

Flag Statistics

TYPE	COUNT	TOTAL LAPS	TOTAL TIME
Green	1	10	10:12.152
Red	0	0	0.000
Safety Car	0	0	0.000
FCY	0	0	0.000

BMCRC - MRO Championships 2022 - Rnd 1 @ Brands Hatch Indy

BMCRC Thunderbike Sport & Rookie Minitwins

RACE 2 - STATISTICS

CLASS :

17 Starters

Fastest Lap History

NO	NAME	LAP TIME	TIME OF DAY	LAP	VEHICLE
54	Adam JAMISON	54.943	11:56:01.032	2	Yamaha R6
48	Shaun WALLIS	54.773	11:56:01.160	2	Yamaha R6
48	Shaun WALLIS	53.777	11:56:54.936	3	Yamaha R6
54	Adam JAMISON	53.086	11:57:48.098	4	Yamaha R6
54	Adam JAMISON	53.067	11:58:41.166	5	Yamaha R6
54	Adam JAMISON	53.048	11:59:34.212	6	Yamaha R6
54	Adam JAMISON	52.538	12:00:26.745	7	Yamaha R6

Leader History

NO	NAME	FROM LAP	LAPS LED	DISTANCE	VEHICLE
54	Adam JAMISON	1	2	2.41 miles	Yamaha R6
48	Shaun WALLIS	3	1	1.20 miles	Yamaha R6
54	Adam JAMISON	4	7	8.45 miles	Yamaha R6

BMCRC - MRO Championships 2022 - Rnd 1 @ Brands Hatch Indy

BMCRC Thunderbike Sport & Rookie Minitwins

RACE 2 - STATISTICS

CLASS : R

2 Starters

Fastest Lap History

NO	NAME	LAP TIME	TIME OF DAY	LAP	VEHICLE
292	Tommi CALDWELL	55.304	11:56:03.511	2	Yamaha YZF-R6
292	Tommi CALDWELL	54.970	11:56:58.481	3	Yamaha YZF-R6
292	Tommi CALDWELL	54.784	11:57:53.264	4	Yamaha YZF-R6
292	Tommi CALDWELL	54.333	11:58:47.597	5	Yamaha YZF-R6
292	Tommi CALDWELL	53.911	12:01:31.469	8	Yamaha YZF-R6

Leader History

NO	NAME	FROM LAP	LAPS LED	DISTANCE	VEHICLE
292	Tommi CALDWELL	1	10	12.07 miles	Yamaha YZF-R6

BMCRC - MRO Championships 2022 - Rnd 1 @ Brands Hatch Indy

BMCRC Thunderbike Sport & Rookie Minitwins

RACE 2 - STATISTICS

CLASS : RMT

15 Starters

Fastest Lap History

NO	NAME	LAP TIME	TIME OF DAY	LAP	VEHICLE
33	Luke BLACKFORD	56.254	11:56:05.596	2	Suzuki SV650
710	Ian FOSTER	56.013	11:58:01.926	4	Suzuki SV650
33	Luke BLACKFORD	55.602	11:59:50.476	6	Suzuki SV650
99	Roger PARKES	55.580	12:01:47.258	8	Suzuki SV650
99	Roger PARKES	55.390	12:02:42.649	9	Suzuki SV650

Leader History

NO	NAME	FROM LAP	LAPS LED	DISTANCE	VEHICLE
33	Luke BLACKFORD	1	9	10.87 miles	Suzuki SV650
99	Roger PARKES	10	1	1.20 miles	Suzuki SV650

BMCRC - MRO Championships 2022 - Rnd 1 @ Brands Hatch Indy

BMCRC Thunderbike Sport & Rookie Minitwins

RACE 12 - GRID (10 Laps)

ROW 12	36	119	Kevin BURTON	35	689	David TREVEIL	34	13	Kurt KENT	1:06.473
ROW 11				33	271	Andrew BUTTERS	32	152	Samuel DOWNES	1:03.756
ROW 10	30	191	Justin GRACE	29	45	Terence QUINCE	28	138	Craig JARMIN	1:00.255
ROW 9				27	627	Aaron MONK	26	130	Vince JONES	1:00.008
ROW 8	24	77	Antony BAKER	23	68	Andrew Finlay HOWE	22	52	Stephen BAYLEY	59.134
ROW 7				21	39	Daniel COVILL	20	91	Ben WEST	58.304
ROW 6	18	49	Oli CHAYTOR	17	72	Luke LAWSON	16	139	Rob MARLEY	57.089
ROW 5				15	78	Tim FRAMPTON	14	75	Stewart MAY	56.518
ROW 4	12	710	Ian FOSTER	11	33	Luke BLACKFORD	10	99	Roger PARKES	55.390
ROW 3				9	84	Ricardo BRANCO	8	828	David SPENCER	54.394
ROW 2	6	292	Tommi CALDWELL	5	81	Malvern MAY	4	69	Tony RUSSO	53.675
ROW 1				3	48	Shaun WALLIS	2	624	Matthew FEDRICK	53.375
				1	54	Adam JAMISON				52.538
Pole										

Brands Hatch Indy: 1.2079 miles

These results are provisional until the conclusion of any judicial and technical matters.

Clerk Of Course :	Stewards :	Timekeeper : Craig Smith
-------------------	------------	--------------------------

Results can be found at www.tsl-timing.com

Printed - 12:10 Saturday, 12 March 2022



BMCRC - MRO Championships 2022 - Rnd 1 @ Brands Hatch Indy



BMCRC Thunderbike Sport & Rookie Minitwins

RACE 12 - CLASSIFICATION

POS	NO	CL	PIC NAME	ENTRY	LAPS	TIME	GAP	DIFF	MPH	BEST	ON
1	54		Adam JAMISON	Yamaha R6 - Team AJR	10	8:51.639			81.79	51.953	10
2	624		Matthew FEDRICK	Yamaha R6 - M.Fedrick Farriers Ltd/Palmer Race Sk	10	8:52.805	1.166	1.166	81.61	52.420	10
3	48		Shaun WALLIS	Yamaha R6 - MBC Despatch Racing	10	9:02.373	10.734	9.568	80.17	53.107	3
4	292	R	Tommi CALDWELL	Yamaha YZF-R6 - DART Motorsport	10	9:06.619	14.980	4.246	79.55	52.970	7
5	69		Tony RUSSO	Yamaha R6 - Wymark Lubricants	10	9:08.610	16.971	1.991	79.26	53.236	5
6	828		David SPENCER	Suzuki GSXR 600 -	10	9:12.501	20.862	3.891	78.70	53.101	7
7	81		Malvern MAY	Honda CBR600RR - IMP racing	10	9:14.560	22.921	2.059	78.41	54.008	5
8	84		Ricardo BRANCO	Yamaha R6 - IMP Racing	10	9:14.904	23.265	0.344	78.36	54.370	5
9	109		Chris CAYFORD	Honda CB500 - Multi-Tech Coachworks	10	9:16.466	24.827	1.562	78.14	54.475	7
10	33	RMT	Luke BLACKFORD	Suzuki SV650 - Tyres4bikes	10	9:26.270	34.631	9.804	76.79	55.277	7
11	99	RMT	Roger PARKES	Suzuki SV650 - Simply Owners Ltd	10	9:27.893	36.254	1.623	76.57	55.110	6
12	30		Connor WADE	Suzuki SV650 - WELD CARE INDUSTRIES	10	9:28.970	37.331	1.077	76.42	55.520	6
13	72	R	Luke LAWSON	Yamaha R6 - Lpl plastering and maintenance	10	9:30.276	38.637	1.306	76.25	54.664	10
14	58		Mark LAWSON	Honda CBR - Crawfords metal detectors	10	9:34.267	42.628	3.991	75.72	55.088	10
15	139		Rob MARLEY	Honda CBR600F3 - PearTree Racing	10	9:35.684	44.045	1.417	75.53	56.149	6
16	75		Stewart MAY	Honda CBR600F3 - Moths in the wallet	10	9:35.753	44.114	0.069	75.52	56.255	10
17	49		Oli CHAYTOR	Yamaha R6 - PearTree Racing	10	9:47.924	56.285	12.171	73.96	56.992	5
18	78	RMT	Tim FRAMPTON	Suzuki SV650 - K66	9	8:51.071	1 Lap	1 Lap	73.69	57.274	2
19	39	RMT	Daniel COVILL	Suzuki SV650 - Pirtek	9	9:01.703	1 Lap	10.632	72.24	58.155	9
20	68		Andrew Finlay HOWE	Kawasaki ZXR400L - Finlay Howe Ltd	9	9:02.402	1 Lap	0.699	72.15	57.665	6
21	77	RMT	Antony BAKER	Suzuki SV650 - GTS Financial	9	9:12.112	1 Lap	9.710	70.88	59.210	9
22	191	RMT	Justin GRACE	Suzuki SV650 - G-Race Motorsports	9	9:12.273	1 Lap	0.161	70.86	59.554	8
23	138		Craig JARMIN	Suzuki SV650 - SK PreP	9	9:12.781	1 Lap	0.508	70.80	58.978	9
24	116		Gareth FAITH	Suzuki SV650 - Sitramoto	9	9:13.182	1 Lap	0.401	70.74	59.407	9
25	52	RMT	Stephen BAYLEY	Suzuki SV650 - Mander Organ Builders Racing	9	9:16.933	1 Lap	3.751	70.27	1:00.129	4
26	627	RMT	Aaron MONK	Suzuki SV650 - flyaspitfire.co.uk	9	9:20.915	1 Lap	3.982	69.77	59.577	7
27	117	RMT	Brandon WRIGHT	Suzuki SV650 - OneEliquids.com	9	9:21.463	1 Lap	0.548	69.70	1:00.461	3
28	130	RMT	Vince JONES	Suzuki SV650 - Centurion Electrical	9	9:24.012	1 Lap	2.549	69.39	1:00.050	9
29	73		Vincent LEWIN	Honda CBR600F3 '98 - VINITWINRACING.CO.UK	9	9:28.737	1 Lap	4.725	68.81	1:00.532	6
30	45	RMT	Terence QUINCE	Suzuki SV650 -	9	9:49.213	1 Lap	20.476	66.42	1:02.925	6
31	152	RMT	Samuel DOWNES	Suzuki SV650 -	9	9:50.498	1 Lap	1.285	66.27	1:02.672	9
32	271		Andrew BUTTERS	Honda CBR 600 FY -	9	9:58.599	1 Lap	8.101	65.38	1:04.686	6
33	13	RMT	Kurt KENT	Suzuki SV650 -	8	9:25.897	2 Laps	1 Lap	61.47	1:07.595	8

FASTEST LAP

54	Adam JAMISON	Yamaha R6 - Team AJR	10	51.953	83.70 mph	134.70 kph
292 R	Tommi CALDWELL	Yamaha YZF-R6 - DART Motorsport	7	52.970	82.09 mph	132.12 kph
99 RMT	Roger PARKES	Suzuki SV650 - Simply Owners Ltd	6	55.110	78.90 mph	126.98 kph

Class - 92.5% of Race Speed = 75.65 mph
 Class R - 92.5% of Race Speed = 73.58 mph
 Class RMT - 92.5% of Race Speed = 71.03 mph

Race Distance: 10 Laps / 12.07 miles

Brands Hatch Indy: 1.2079 miles

Date: 12/03/2022 Start: 15:03 Finish: 15:12

Weather / Track : Cloudy / Dry

These results are provisional until the conclusion of any judicial and technical matters.

Clerk Of Course :	Stewards :	Timekeeper : Craig Smith
-------------------	------------	--------------------------

Results can be found at www.tsl-timing.com

Printed - 15:14 Saturday, 12 March 2022



BMCRC - MRO Championships 2022 - Rnd 1 @ Brands Hatch Indy

BMCRC Thunderbike Sport & Rookie Minitwins

RACE 12 - LAP CHART

LAP 1 @ 15:04:29.815

NO	BEHIND	LAP TIME
624		57.622
54	0.807	58.429
48	1.295	58.917
84	2.930	1:00.552
81	3.478	1:01.100
69	3.869	1:01.491
828	3.989	1:01.611
109	4.148	1:01.770
292	5.271	1:02.893
99	5.535	1:03.157
30	6.026	1:03.648
33	6.337	1:03.959
75	6.764	1:04.386
139	7.426	1:05.048
72	7.554	1:05.176
78	8.634	1:06.256
58	8.827	1:06.449
49	8.979	1:06.601
39	10.277	1:07.899
117	11.504	1:09.126
52	11.716	1:09.338
116	11.918	1:09.540
138	12.023	1:09.645
191	12.221	1:09.843
68	12.392	1:10.014
77	14.055	1:11.677
130	15.840	1:13.462
45	16.094	1:13.716
627	16.176	1:13.798
271	16.860	1:14.482
73	17.380	1:15.002
152	20.050	1:17.672
13	22.672	1:20.294

LAP 2 @ 15:05:22.433

NO	BEHIND	LAP TIME
624		52.618
54	0.869	52.680
48	1.883	53.206
84	5.618	55.306
81	5.961	55.101
69	5.990	54.739
828	6.188	54.817
292	7.155	54.502
109	7.412	55.882
99	9.841	56.924
33	10.026	56.307
30	10.356	56.948
75	11.388	57.242
139	11.816	57.008
72	12.167	57.231
78	13.290	57.274
58	14.250	58.041
49	14.470	58.109
39	16.872	59.213
138	20.125	1:00.720
117	20.681	1:01.795
52	20.979	1:01.881
68	21.165	1:01.391
191	21.670	1:02.067
116	21.784	1:02.484
77	21.966	1:00.529
130	25.013	1:01.791

Weather / Track : Cloudy / Dry

Results can be found at www.tsl-timing.com

627	27.222	1:03.664
45	27.738	1:04.262
271	29.389	1:05.147
73	29.689	1:04.927
152	34.062	1:06.630
13	42.289	1:12.235

LAP 3 @ 15:06:15.230

NO	BEHIND	LAP TIME
624		52.797
54	0.332	52.260
48	2.193	53.107
84	8.380	55.559
69	8.408	55.215
828	8.696	55.305
81	9.075	55.911
292	9.262	54.904
109	9.634	55.019
33	13.678	56.449
99	13.799	56.755
30	14.004	56.445
75	15.523	56.932
139	15.808	56.789
72	15.966	56.596
78	18.197	57.704
58	18.804	57.351
49	19.093	57.420
39	23.424	59.349
138	27.560	1:00.232
68	28.101	59.733
117	28.345	1:00.461
52	28.823	1:00.641
191	29.049	1:00.176
77	29.495	1:00.326
116	29.976	1:00.989
130	34.395	1:02.179
627	35.950	1:01.525
45	38.405	1:03.464
73	39.339	1:02.447
271	41.403	1:04.811
152	46.606	1:05.341

LAP 4 @ 15:07:08.133

NO	BEHIND	LAP TIME
624		52.903
54	0.149	52.720
48	3.377	54.087
13	1 Lap	1:10.219
69	9.429	53.924
84	10.103	54.626
828	10.247	54.454
292	10.772	54.413
81	11.344	55.172
109	11.931	55.200
99	16.566	55.670
33	16.781	56.006
30	17.228	56.127
75	19.566	56.946
139	20.080	57.175
72	20.236	57.173
58	22.219	56.318
78	23.280	57.986
49	23.896	57.706
39	30.434	59.913
68	34.053	58.855

138	35.729	1:01.072
52	36.049	1:00.129
191	36.934	1:00.788
77	37.398	1:00.806
116	38.239	1:01.166
117	38.572	1:03.130
130	43.419	1:01.927
627	44.140	1:01.093
73	47.460	1:01.024
45	48.800	1:03.298

LAP 5 @ 15:08:01.118

NO	BEHIND	LAP TIME
624		52.985
54	0.117	52.953
271	1 Lap	1:05.199
48	4.072	53.680
152	1 Lap	1:04.496
69	9.680	53.236
292	11.452	53.665
84	11.488	54.370
828	11.601	54.339
81	12.367	54.008
109	13.450	54.504
33	19.727	55.931
99	20.129	56.548
30	20.517	56.274
75	23.572	56.991
139	23.764	56.669
72	23.915	56.664
13	1 Lap	1:10.859
58	25.691	56.457
49	27.903	56.992
78	28.159	57.864
39	37.578	1:00.129
68	39.428	58.360
138	43.249	1:00.505
52	43.376	1:00.312
191	43.636	59.687
77	44.178	59.765
116	44.682	59.428
117	47.313	1:01.726
627	52.031	1:00.876

LAP 6 @ 15:08:53.880

NO	BEHIND	LAP TIME
624		52.762
54	0.104	52.749
130	1 Lap	1:02.455
73	1 Lap	1:01.243
48	5.641	54.331
45	1 Lap	1:03.304
69	11.397	54.479
292	12.008	53.318
828	13.289	54.450
84	13.496	54.770
271	1 Lap	1:05.655
81	14.125	54.520
109	15.702	55.014
152	1 Lap	1:04.190
33	22.392	55.427
99	22.477	55.110
30	23.275	55.520
139	27.151	56.149
75	27.286	56.476

72	27.580	56.427
58	29.283	56.354
49	33.787	58.646
78	34.021	58.624
13	1 Lap	1:08.512
39	43.851	59.035
68	44.331	57.665
191	50.996	1:00.122
138	51.371	1:00.884
77	51.429	1:00.013
116	51.473	59.553

LAP 7 @ 15:09:46.452

NO	BEHIND	LAP TIME
624		52.572
54	0.089	52.557
52	1 Lap	1:02.145
117	1 Lap	1:01.969
627	1 Lap	1:00.010
48	6.783	53.714
130	1 Lap	1:00.420
73	1 Lap	1:00.532
69	12.119	53.294
292	12.406	52.970
828	13.818	53.101
84	15.437	54.513
81	15.924	54.371
45	1 Lap	1:02.925
109	17.605	54.475
33	25.097	55.277
271	1 Lap	1:04.686
99	26.223	56.318
30	26.305	55.602
152	1 Lap	1:03.544
72	30.885	55.877
139	30.967	56.388
75	31.708	56.994
58	31.912	55.201
49	38.565	57.350
78	40.213	58.764
39	50.686	59.407
68	51.170	59.411

LAP 8 @ 15:10:39.221

NO	BEHIND	LAP TIME
54		52.680
624	0.301	53.070
13	2 Laps	1:07.954
77	1 Lap	59.409
191	1 Lap	1:00.208
138	1 Lap	1:00.281
116	1 Lap	1:00.638
48	7.504	53.490
52	1 Lap	1:01.255
117	1 Lap	1:01.571
292	13.264	53.627
69	13.424	54.074
627	1 Lap	59.577
828	14.682	53.633
130	1 Lap	1:00.258
84	17.385	54.717
81	17.718	54.563
73	1 Lap	1:01.391
109	19.676	54.840
33	27.625	55.297

45	1 Lap	1:04.495
99	29.625	56.171
30	29.688	56.152
72	33.288	55.172
139	35.620	57.422
75	35.710	56.771
58	36.468	57.325
271	1 Lap	1:04.976
152	1 Lap	1:03.186
49	44.232	58.436
78	45.879	58.435

LAP 9 @ 15:11:31.879

NO	BEHIND	LAP TIME
54		52.658
624	0.699	53.056
39	1 Lap	58.603
68	1 Lap	58.707
48	9.468	54.622
191	1 Lap	59.554
77	1 Lap	1:00.377
292	13.820	53.214
116	1 Lap	59.977
138	1 Lap	1:00.464
69	15.077	54.311
52	1 Lap	1:01.065
828	17.981	55.957
13	2 Laps	1:08.229
84	19.957	55.230
81	20.534	55.474
117	1 Lap	1:00.995
627	1 Lap	1:00.305
109	21.640	54.622
130	1 Lap	1:01.470
73	1 Lap	1:00.671
33	30.926	55.959
99	32.230	55.263
30	33.290	56.260
72	35.926	55.296
58	39.493	55.683
139	39.592	56.630
75	39.812	56.760
45	1 Lap	1:04.347
152	1 Lap	1:02.767
49	50.032	58.458
271	1 Lap	1:05.691
78	51.385	58.164

LAP 10 @ 15:12:23.832

NO	BEHIND	LAP TIME
54		51.953
624	1.166	52.420
39	1 Lap	58.155
48	10.734	53.219
68	1 Lap	58.266
292	14.980	53.113
69	16.971	53.847
77	1 Lap	59.210
191	1 Lap	59.828
828	20.862	54.834
138	1 Lap	58.978
116	1 Lap	59.407
81	22.921	54.340
84	23.265	55.261
109	24.827	55.140

Brands Hatch Indy: 1.2079 miles
Date: 12/03/2022 Start: 15:03 Finish: 15:12

Printed - 15:14 Saturday, 12 March 2022

BMCRC - MRO Championships 2022 - Rnd 1 @ Brands Hatch Indy

BMCRC Thunderbike Sport & Rookie Minitwins

RACE 12 - LAP CHART

52	1 Lap	1:00.167
627	1 Lap	1:00.067
117	1 Lap	1:00.690
130	1 Lap	1:00.050
13	2 Laps	1:07.595
33	34.631	55.658
99	36.254	55.977
73	1 Lap	1:01.500
30	37.331	55.994
72	38.637	54.664
58	42.628	55.088
139	44.045	56.406
75	44.114	56.255
49	56.285	58.206
45	1 Lap	1:09.402
152	1 Lap	1:02.672
271	1 Lap	1:07.952

BMCRC - MRO Championships 2022 - Rnd 1 @ Brands Hatch Indy

BMCRC Thunderbike Sport & Rookie Minitwins

RACE 12 - SECTOR ANALYSIS



SECTOR 1 = FL to I1, SECTOR 2 = I1 to FL, DIFF = Difference To Personal Best Lap, P = Crossed Finish Line in Pit Lane, D = Time Disallowed

P1 54 Adam JAMISON		Yamaha R6 - Team AJR				
IDEAL LAP TIME : 51.953		BEST LAP TIME : 51.953		DIFFERENCE : 0.000		
LAP	SECTOR 1	SECTOR 2	LAP TIME	MPH	DIFF	TIME OF DAY
1 -		21.271	58.429	74.42	6.476	15:04:30.622
2 -	31.752	20.928	52.680	82.54	0.727	15:05:23.302
3 -	31.414	20.846	52.260 (2)	83.21	0.307	15:06:15.562
4 -	31.488	21.232	52.720	82.48	0.767	15:07:08.282
5 -	32.143	20.810	52.953	82.12	1.000	15:08:01.235
6 -	31.661	21.088	52.749	82.43	0.796	15:08:53.984
7 -	31.730	20.827	52.557 (3)	82.74	0.604	15:09:46.541
8 -	31.759	20.921	52.680	82.54	0.727	15:10:39.221
9 -	31.834	20.824	52.658	82.58	0.705	15:11:31.879
10 -	31.329	20.624	51.953 (1)	83.70		15:12:23.832

P2 624 Matthew FEDRICK		Yamaha R6 - M.Fedrck Farriers Ltd/Palmer Race Skool				
IDEAL LAP TIME : 52.155		BEST LAP TIME : 52.420		DIFFERENCE : 0.265		
LAP	SECTOR 1	SECTOR 2	LAP TIME	MPH	DIFF	TIME OF DAY
1 -		21.132	57.622	75.46	5.202	15:04:29.815
2 -	31.488	21.130	52.618 (3)	82.64	0.198	15:05:22.433
3 -	31.550	21.247	52.797	82.36	0.377	15:06:15.230
4 -	31.694	21.209	52.903	82.19	0.483	15:07:08.133
5 -	32.123	20.862	52.985	82.07	0.565	15:08:01.118
6 -	31.479	21.283	52.762	82.41	0.342	15:08:53.880
7 -	31.581	20.991	52.572 (2)	82.71	0.152	15:09:46.452
8 -	32.236	20.834	53.070	81.94	0.650	15:10:39.522
9 -	31.794	21.262	53.056	81.96	0.636	15:11:32.578
10 -	31.321	21.099	52.420 (1)	82.95		15:12:24.998

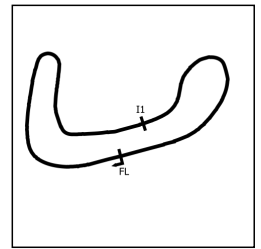
P3 48 Shaun WALLIS		Yamaha R6 - MBC Despatch Racing				
IDEAL LAP TIME : 53.046		BEST LAP TIME : 53.107		DIFFERENCE : 0.061		
LAP	SECTOR 1	SECTOR 2	LAP TIME	MPH	DIFF	TIME OF DAY
1 -		21.329	58.917	73.80	5.810	15:04:31.110
2 -	32.099	21.107	53.206 (2)	81.73	0.099	15:05:24.316
3 -	31.974	21.133	53.107 (1)	81.88		15:06:17.423
4 -	32.285	21.802	54.087	80.40	0.980	15:07:11.510
5 -	32.141	21.539	53.680	81.00	0.573	15:08:05.190
6 -	32.303	22.028	54.331	80.03	1.224	15:08:59.521
7 -	32.254	21.460	53.714	80.95	0.607	15:09:53.235
8 -	32.302	21.188	53.490	81.29	0.383	15:10:46.725
9 -	33.550	21.072	54.622	79.61	1.515	15:11:41.347
10 -	32.119	21.100	53.219 (3)	81.71	0.112	15:12:34.566

P4 292 R Tommi CALDWELL		Yamaha YZF-R6 - DART Motorsport				
IDEAL LAP TIME : 52.847		BEST LAP TIME : 52.970		DIFFERENCE : 0.123		
LAP	SECTOR 1	SECTOR 2	LAP TIME	MPH	DIFF	TIME OF DAY
1 -		22.268	1:02.893	69.14	9.923	15:04:35.086
2 -	32.758	21.744	54.502	79.78	1.532	15:05:29.588
3 -	33.404	21.500	54.904	79.20	1.934	15:06:24.492
4 -	32.986	21.427	54.413	79.91	1.443	15:07:18.905
5 -	32.322	21.343	53.665	81.03	0.695	15:08:12.570
6 -	32.213	21.105	53.318	81.55	0.348	15:09:05.888
7 -	31.960	21.010	52.970 (1)	82.09		15:09:58.858
8 -	32.128	21.499	53.627	81.08	0.657	15:10:52.485
9 -	31.904	21.310	53.214 (3)	81.71	0.244	15:11:45.699
10 -	31.837	21.276	53.113 (2)	81.87	0.143	15:12:38.812

BMCRC - MRO Championships 2022 - Rnd 1 @ Brands Hatch Indy

BMCRC Thunderbike Sport & Rookie Minitwins

RACE 12 - SECTOR ANALYSIS



SECTOR 1 = FL to I1, SECTOR 2 = I1 to FL, DIFF = Difference To Personal Best Lap, P = Crossed Finish Line in Pit Lane, D = Time Disallowed

P5 69		Tony RUSSO		Yamaha R6 - Wymark Lubricants			
IDEAL LAP TIME : 53.196		BEST LAP TIME : 53.236		DIFFERENCE : 0.040			
LAP	SECTOR 1	SECTOR 2	LAP TIME	MPH	DIFF	TIME OF DAY	
1 -		21.617	1:01.491	70.71	8.255	15:04:33.684	
2 -	33.315	21.424	54.739	79.44	1.503	15:05:28.423	
3 -	33.375	21.840	55.215	78.75	1.979	15:06:23.638	
4 -	32.719	21.205	53.924	80.64	0.688	15:07:17.562	
5 -	32.180	21.056	53.236 (1)	81.68		15:08:10.798	
6 -	32.732	21.747	54.479	79.82	1.243	15:09:05.277	
7 -	32.241	21.053	53.294 (2)	81.59	0.058	15:09:58.571	
8 -	32.897	21.177	54.074	80.41	0.838	15:10:52.645	
9 -	32.732	21.579	54.311	80.06	1.075	15:11:46.956	
10 -	32.831	21.016	53.847 (3)	80.75	0.611	15:12:40.803	

P6 828		David SPENCER		Suzuki GSXR 600 -			
IDEAL LAP TIME : 53.095		BEST LAP TIME : 53.101		DIFFERENCE : 0.006			
LAP	SECTOR 1	SECTOR 2	LAP TIME	MPH	DIFF	TIME OF DAY	
1 -		21.365	1:01.611	70.58	8.510	15:04:33.804	
2 -	33.550	21.267	54.817	79.32	1.716	15:05:28.621	
3 -	33.263	22.042	55.305	78.62	2.204	15:06:23.926	
4 -	32.986	21.468	54.454	79.85	1.353	15:07:18.380	
5 -	32.868	21.471	54.339 (3)	80.02	1.238	15:08:12.719	
6 -	33.004	21.446	54.450	79.86	1.349	15:09:07.169	
7 -	31.957	21.144	53.101 (1)	81.89		15:10:00.270	
8 -	32.495	21.138	53.633 (2)	81.08	0.532	15:10:53.903	
9 -	34.489	21.468	55.957	77.71	2.856	15:11:49.860	
10 -	33.342	21.492	54.834	79.30	1.733	15:12:44.694	

P7 81		Malvern MAY		Honda CBR600RR - IMP racing			
IDEAL LAP TIME : 53.850		BEST LAP TIME : 54.008		DIFFERENCE : 0.158			
LAP	SECTOR 1	SECTOR 2	LAP TIME	MPH	DIFF	TIME OF DAY	
1 -		22.295	1:01.100	71.17	7.092	15:04:33.293	
2 -	33.094	22.007	55.101	78.92	1.093	15:05:28.394	
3 -	33.815	22.096	55.911	77.77	1.903	15:06:24.305	
4 -	33.467	21.705	55.172	78.81	1.164	15:07:19.477	
5 -	32.390	21.618	54.008 (1)	80.51		15:08:13.485	
6 -	32.463	22.057	54.520	79.76	0.512	15:09:08.005	
7 -	32.338	22.033	54.371 (3)	79.98	0.363	15:10:02.376	
8 -	32.593	21.970	54.563	79.69	0.555	15:10:56.939	
9 -	32.753	22.721	55.474	78.38	1.466	15:11:52.413	
10 -	32.828	21.512	54.340 (2)	80.02	0.332	15:12:46.753	

P8 84		Ricardo BRANCO		Yamaha R6 - IMP Racing			
IDEAL LAP TIME : 54.253		BEST LAP TIME : 54.370		DIFFERENCE : 0.117			
LAP	SECTOR 1	SECTOR 2	LAP TIME	MPH	DIFF	TIME OF DAY	
1 -		22.032	1:00.552	71.81	6.182	15:04:32.745	
2 -	33.208	22.098	55.306	78.62	0.936	15:05:28.051	
3 -	33.493	22.066	55.559	78.27	1.189	15:06:23.610	
4 -	33.069	21.557	54.626 (3)	79.60	0.256	15:07:18.236	
5 -	32.696	21.674	54.370 (1)	79.98		15:08:12.606	
6 -	32.858	21.912	54.770	79.39	0.400	15:09:07.376	
7 -	32.770	21.743	54.513 (2)	79.77	0.143	15:10:01.889	
8 -	32.915	21.802	54.717	79.47	0.347	15:10:56.606	
9 -	32.811	22.419	55.230	78.73	0.860	15:11:51.836	
10 -	33.540	21.721	55.261	78.69	0.891	15:12:47.097	

BMCRC - MRO Championships 2022 - Rnd 1 @ Brands Hatch Indy

BMCRC Thunderbike Sport & Rookie Minitwins

RACE 12 - SECTOR ANALYSIS



SECTOR 1 = FL to I1, SECTOR 2 = I1 to FL, DIFF = Difference To Personal Best Lap, P = Crossed Finish Line in Pit Lane, D = Time Disallowed

P9 109		Chris CAYFORD		Honda CB500 - Multi-Tech Coachworks		
IDEAL LAP TIME : 54.248		BEST LAP TIME : 54.475		DIFFERENCE : 0.227		
LAP	SECTOR 1	SECTOR 2	LAP TIME	MPH	DIFF	TIME OF DAY
1 -		22.226	1:01.770	70.39	7.295	15:04:33.963
2 -	33.583	22.299	55.882	77.81	1.407	15:05:29.845
3 -	32.926	22.093	55.019	79.03	0.544	15:06:24.864
4 -	33.151	22.049	55.200	78.77	0.725	15:07:20.064
5 -	32.453	22.051	54.504 (2)	79.78	0.029	15:08:14.568
6 -	32.625	22.389	55.014	79.04	0.539	15:09:09.582
7 -	32.507	21.968	54.475 (1)	79.82		15:10:04.057
8 -	32.849	21.991	54.840	79.29	0.365	15:10:58.897
9 -	32.827	21.795	54.622 (3)	79.61	0.147	15:11:53.519
10 -	32.453	22.687	55.140	78.86	0.665	15:12:48.659

P10 33 RMT		Luke BLACKFORD		Suzuki SV650 - Tyres4bikes		
IDEAL LAP TIME : 54.842		BEST LAP TIME : 55.277		DIFFERENCE : 0.435		
LAP	SECTOR 1	SECTOR 2	LAP TIME	MPH	DIFF	TIME OF DAY
1 -		22.660	1:03.959	67.99	8.682	15:04:36.152
2 -	33.710	22.597	56.307	77.23	1.030	15:05:32.459
3 -	33.744	22.705	56.449	77.03	1.172	15:06:28.908
4 -	33.848	22.158	56.006	77.64	0.729	15:07:24.914
5 -	33.674	22.257	55.931	77.74	0.654	15:08:20.845
6 -	33.213	22.214	55.427 (3)	78.45	0.150	15:09:16.272
7 -	32.903	22.374	55.277 (1)	78.66		15:10:11.549
8 -	33.358	21.939	55.297 (2)	78.64	0.020	15:11:06.846
9 -	33.669	22.290	55.959	77.71	0.682	15:12:02.805
10 -	33.518	22.140	55.658	78.13	0.381	15:12:58.463

P11 99 RMT		Roger PARKES		Suzuki SV650 - Simply Owners Ltd		
IDEAL LAP TIME : 54.877		BEST LAP TIME : 55.110		DIFFERENCE : 0.233		
LAP	SECTOR 1	SECTOR 2	LAP TIME	MPH	DIFF	TIME OF DAY
1 -		22.807	1:03.157	68.85	8.047	15:04:35.350
2 -	34.403	22.521	56.924	76.39	1.814	15:05:32.274
3 -	34.264	22.491	56.755	76.62	1.645	15:06:29.029
4 -	33.506	22.164	55.670 (3)	78.11	0.560	15:07:24.699
5 -	33.866	22.682	56.548	76.90	1.438	15:08:21.247
6 -	33.090	22.020	55.110 (1)	78.90		15:09:16.357
7 -	33.186	23.132	56.318	77.21	1.208	15:10:12.675
8 -	33.941	22.230	56.171	77.41	1.061	15:11:08.846
9 -	33.476	21.787	55.263 (2)	78.68	0.153	15:12:04.109
10 -	33.107	22.870	55.977	77.68	0.867	15:13:00.086

P12 30		Connor WADE		Suzuki SV650 - WELD CARE INDUSTRIES		
IDEAL LAP TIME : 55.312		BEST LAP TIME : 55.520		DIFFERENCE : 0.208		
LAP	SECTOR 1	SECTOR 2	LAP TIME	MPH	DIFF	TIME OF DAY
1 -		22.614	1:03.648	68.32	8.128	15:04:35.841
2 -	34.358	22.590	56.948	76.36	1.428	15:05:32.789
3 -	34.043	22.402	56.445	77.04	0.925	15:06:29.234
4 -	33.875	22.252	56.127	77.47	0.607	15:07:25.361
5 -	33.647	22.627	56.274	77.27	0.754	15:08:21.635
6 -	33.165	22.355	55.520 (1)	78.32		15:09:17.155
7 -	33.146	22.456	55.602 (2)	78.20	0.082	15:10:12.757
8 -	33.573	22.579	56.152	77.44	0.632	15:11:08.909
9 -	33.985	22.275	56.260	77.29	0.740	15:12:05.169
10 -	33.828	22.166	55.994 (3)	77.66	0.474	15:13:01.163

BMCRC - MRO Championships 2022 - Rnd 1 @ Brands Hatch Indy

BMCRC Thunderbike Sport & Rookie Minitwins

RACE 12 - SECTOR ANALYSIS



SECTOR 1 = FL to I1, SECTOR 2 = I1 to FL, DIFF = Difference To Personal Best Lap, P = Crossed Finish Line in Pit Lane, D = Time Disallowed

P13 72 R		Luke LAWSON		Yamaha R6 - Lpl plastering and maintenance		
IDEAL LAP TIME : 54.664		BEST LAP TIME : 54.664		DIFFERENCE : 0.000		
LAP	SECTOR 1	SECTOR 2	LAP TIME	MPH	DIFF	TIME OF DAY
1 -		22.757	1:05.176	66.72	10.512	15:04:37.369
2 -	34.691	22.540	57.231	75.98	2.567	15:05:34.600
3 -	34.262	22.334	56.596	76.83	1.932	15:06:31.196
4 -	34.555	22.618	57.173	76.06	2.509	15:07:28.369
5 -	34.313	22.351	56.664	76.74	2.000	15:08:25.033
6 -	34.220	22.207	56.427	77.06	1.763	15:09:21.460
7 -	34.082	21.795	55.877	77.82	1.213	15:10:17.337
8 -	33.264	21.908	55.172 (2)	78.81	0.508	15:11:12.509
9 -	33.335	21.961	55.296 (3)	78.64	0.632	15:12:07.805
10 -	33.007	21.657	54.664 (1)	79.55		15:13:02.469

P14 58		Mark LAWSON		Honda CBR - Crawfords metal detectors		
IDEAL LAP TIME : 55.003		BEST LAP TIME : 55.088		DIFFERENCE : 0.085		
LAP	SECTOR 1	SECTOR 2	LAP TIME	MPH	DIFF	TIME OF DAY
1 -		22.927	1:06.449	65.44	11.361	15:04:38.642
2 -	35.347	22.694	58.041	74.92	2.953	15:05:36.683
3 -	34.862	22.489	57.351	75.82	2.263	15:06:34.034
4 -	34.220	22.098	56.318	77.21	1.230	15:07:30.352
5 -	34.293	22.164	56.457	77.02	1.369	15:08:26.809
6 -	34.351	22.003	56.354	77.16	1.266	15:09:23.163
7 -	33.446	21.755	55.201 (2)	78.77	0.113	15:10:18.364
8 -	34.638	22.687	57.325	75.85	2.237	15:11:15.689
9 -	33.591	22.092	55.683 (3)	78.09	0.595	15:12:11.372
10 -	33.248	21.840	55.088 (1)	78.93		15:13:06.460

P15 139		Rob MARLEY		Honda CBR600F3 - PearTree Racing		
IDEAL LAP TIME : 55.823		BEST LAP TIME : 56.149		DIFFERENCE : 0.326		
LAP	SECTOR 1	SECTOR 2	LAP TIME	MPH	DIFF	TIME OF DAY
1 -		22.941	1:05.048	66.85	8.899	15:04:37.241
2 -	34.237	22.771	57.008	76.28	0.859	15:05:34.249
3 -	34.290	22.499	56.789	76.57	0.640	15:06:31.038
4 -	34.469	22.706	57.175	76.05	1.026	15:07:28.213
5 -	34.204	22.465	56.669	76.73	0.520	15:08:24.882
6 -	33.700	22.449	56.149 (1)	77.44		15:09:21.031
7 -	34.011	22.377	56.388 (2)	77.11	0.239	15:10:17.419
8 -	34.631	22.791	57.422	75.73	1.273	15:11:14.841
9 -	33.801	22.829	56.630	76.78	0.481	15:12:11.471
10 -	34.283	22.123	56.406 (3)	77.09	0.257	15:13:07.877

P16 75		Stewart MAY		Honda CBR600F3 - Moths in the wallet		
IDEAL LAP TIME : 55.904		BEST LAP TIME : 56.255		DIFFERENCE : 0.351		
LAP	SECTOR 1	SECTOR 2	LAP TIME	MPH	DIFF	TIME OF DAY
1 -		22.679	1:04.386	67.53	8.131	15:04:36.579
2 -	34.413	22.829	57.242	75.96	0.987	15:05:33.821
3 -	34.460	22.472	56.932	76.38	0.677	15:06:30.753
4 -	34.456	22.490	56.946	76.36	0.691	15:07:27.699
5 -	34.523	22.468	56.991	76.30	0.736	15:08:24.690
6 -	34.271	22.205	56.476 (2)	76.99	0.221	15:09:21.166
7 -	34.509	22.485	56.994	76.29	0.739	15:10:18.160
8 -	34.270	22.501	56.771	76.59	0.516	15:11:14.931
9 -	33.902	22.858	56.760 (3)	76.61	0.505	15:12:11.691
10 -	34.253	22.002	56.255 (1)	77.30		15:13:07.946

BMCRC - MRO Championships 2022 - Rnd 1 @ Brands Hatch Indy

BMCRC Thunderbike Sport & Rookie Minitwins

RACE 12 - SECTOR ANALYSIS



SECTOR 1 = FL to I1, SECTOR 2 = I1 to FL, DIFF = Difference To Personal Best Lap, P = Crossed Finish Line in Pit Lane, D = Time Disallowed

P17 49 Oli CHAYTOR		Yamaha R6 - PearTree Racing				
IDEAL LAP TIME : 56.908		BEST LAP TIME : 56.992		DIFFERENCE : 0.084		
LAP	SECTOR 1	SECTOR 2	LAP TIME	MPH	DIFF	TIME OF DAY
1 -		22.782	1:06.601	65.29	9.609	15:04:38.794
2 -	35.440	22.669	58.109	74.83	1.117	15:05:36.903
3 -	35.367	22.053	57.420 (3)	75.73	0.428	15:06:34.323
4 -	35.440	22.266	57.706	75.35	0.714	15:07:32.029
5 -	34.855	22.137	56.992 (1)	76.30		15:08:29.021
6 -	35.871	22.775	58.646	74.15	1.654	15:09:27.667
7 -	34.896	22.454	57.350 (2)	75.82	0.358	15:10:25.017
8 -	36.009	22.427	58.436	74.41	1.444	15:11:23.453
9 -	35.569	22.889	58.458	74.38	1.466	15:12:21.911
10 -	35.906	22.300	58.206	74.71	1.214	15:13:20.117

P18 78 RMT Tim FRAMPTON		Suzuki SV650 - K66				
IDEAL LAP TIME : 57.274		BEST LAP TIME : 57.274		DIFFERENCE : 0.000		
LAP	SECTOR 1	SECTOR 2	LAP TIME	MPH	DIFF	TIME OF DAY
1 -		23.089	1:06.256	65.63	8.982	15:04:38.449
2 -	34.822	22.452	57.274 (1)	75.92		15:05:35.723
3 -	34.950	22.754	57.704 (2)	75.36	0.430	15:06:33.427
4 -	34.976	23.010	57.986	74.99	0.712	15:07:31.413
5 -	34.977	22.887	57.864 (3)	75.15	0.590	15:08:29.277
6 -	35.554	23.070	58.624	74.17	1.350	15:09:27.901
7 -	35.870	22.894	58.764	74.00	1.490	15:10:26.665
8 -	35.734	22.701	58.435	74.41	1.161	15:11:25.100
9 -	35.171	22.993	58.164	74.76	0.890	15:12:23.264

P19 39 RMT Daniel COVILL		Suzuki SV650 - Pirtek				
IDEAL LAP TIME : 58.017		BEST LAP TIME : 58.155		DIFFERENCE : 0.138		
LAP	SECTOR 1	SECTOR 2	LAP TIME	MPH	DIFF	TIME OF DAY
1 -		23.542	1:07.899	64.04	9.744	15:04:40.092
2 -	36.089	23.124	59.213	73.44	1.058	15:05:39.305
3 -	36.011	23.338	59.349	73.27	1.194	15:06:38.654
4 -	36.556	23.357	59.913	72.58	1.758	15:07:38.567
5 -	36.582	23.547	1:00.129	72.32	1.974	15:08:38.696
6 -	35.985	23.050	59.035 (3)	73.66	0.880	15:09:37.731
7 -	36.283	23.124	59.407	73.20	1.252	15:10:37.138
8 -	35.871	22.732	58.603 (2)	74.20	0.448	15:11:35.741
9 -	35.285	22.870	58.155 (1)	74.77		15:12:33.896

P20 68 Andrew Finlay HOWE		Kawasaki ZXR400L - Finlay Howe Ltd				
IDEAL LAP TIME : 57.665		BEST LAP TIME : 57.665		DIFFERENCE : 0.000		
LAP	SECTOR 1	SECTOR 2	LAP TIME	MPH	DIFF	TIME OF DAY
1 -		24.322	1:10.014	62.11	12.349	15:04:42.207
2 -	37.417	23.974	1:01.391	70.83	3.726	15:05:43.598
3 -	36.034	23.699	59.733	72.80	2.068	15:06:43.331
4 -	35.524	23.331	58.855	73.88	1.190	15:07:42.186
5 -	35.459	22.901	58.360 (3)	74.51	0.695	15:08:40.546
6 -	34.810	22.855	57.665 (1)	75.41		15:09:38.211
7 -	36.385	23.026	59.411	73.19	1.746	15:10:37.622
8 -	35.414	23.293	58.707	74.07	1.042	15:11:36.329
9 -	34.874	23.392	58.266 (2)	74.63	0.601	15:12:34.595

BMCRC - MRO Championships 2022 - Rnd 1 @ Brands Hatch Indy

BMCRC Thunderbike Sport & Rookie Minitwins

RACE 12 - SECTOR ANALYSIS



SECTOR 1 = FL to I1, SECTOR 2 = I1 to FL, DIFF = Difference To Personal Best Lap, P = Crossed Finish Line in Pit Lane, D = Time Disallowed

P21 77 RMT Antony BAKER			Suzuki SV650 - GTS Financial			
IDEAL LAP TIME : 59.210		BEST LAP TIME : 59.210		DIFFERENCE : 0.000		
LAP	SECTOR 1	SECTOR 2	LAP TIME	MPH	DIFF	TIME OF DAY
1 -		24.325	1:11.677	60.66	12.467	15:04:43.870
2 -	36.564	23.965	1:00.529	71.84	1.319	15:05:44.399
3 -	36.919	23.407	1:00.326	72.08	1.116	15:06:44.725
4 -	37.166	23.640	1:00.806	71.51	1.596	15:07:45.531
5 -	36.176	23.589	59.765 (3)	72.76	0.555	15:08:45.296
6 -	36.640	23.373	1:00.013	72.46	0.803	15:09:45.309
7 -	35.902	23.507	59.409 (2)	73.19	0.199	15:10:44.718
8 -	35.981	24.396	1:00.377	72.02	1.167	15:11:45.095
9 -	35.894	23.316	59.210 (1)	73.44		15:12:44.305

P22 191 RMT Justin GRACE			Suzuki SV650 - G-Race Motorsports			
IDEAL LAP TIME : 59.349		BEST LAP TIME : 59.554		DIFFERENCE : 0.205		
LAP	SECTOR 1	SECTOR 2	LAP TIME	MPH	DIFF	TIME OF DAY
1 -		24.329	1:09.843	62.26	10.289	15:04:42.036
2 -	38.190	23.877	1:02.067	70.06	2.513	15:05:44.103
3 -	36.818	23.358	1:00.176	72.26	0.622	15:06:44.279
4 -	37.356	23.432	1:00.788	71.53	1.234	15:07:45.067
5 -	36.146	23.541	59.687 (2)	72.85	0.133	15:08:44.754
6 -	36.609	23.513	1:00.122	72.32	0.568	15:09:44.876
7 -	36.652	23.556	1:00.208	72.22	0.654	15:10:45.084
8 -	36.351	23.203	59.554 (1)	73.01		15:11:44.638
9 -	36.374	23.454	59.828 (3)	72.68	0.274	15:12:44.466

P23 138 Craig JARMIN			Suzuki SV650 - SK PreP			
IDEAL LAP TIME : 58.978		BEST LAP TIME : 58.978		DIFFERENCE : 0.000		
LAP	SECTOR 1	SECTOR 2	LAP TIME	MPH	DIFF	TIME OF DAY
1 -		24.523	1:09.645	62.43	10.667	15:04:41.838
2 -	36.906	23.814	1:00.720	71.61	1.742	15:05:42.558
3 -	36.162	24.070	1:00.232 (2)	72.19	1.254	15:06:42.790
4 -	36.933	24.139	1:01.072	71.20	2.094	15:07:43.862
5 -	36.480	24.025	1:00.505	71.87	1.527	15:08:44.367
6 -	36.603	24.281	1:00.884	71.42	1.906	15:09:45.251
7 -	36.890	23.391	1:00.281 (3)	72.13	1.303	15:10:45.532
8 -	36.723	23.741	1:00.464	71.92	1.486	15:11:45.996
9 -	35.722	23.256	58.978 (1)	73.73		15:12:44.974

P24 116 Gareth FAITH			Suzuki SV650 - Sitramoto			
IDEAL LAP TIME : 59.056		BEST LAP TIME : 59.407		DIFFERENCE : 0.351		
LAP	SECTOR 1	SECTOR 2	LAP TIME	MPH	DIFF	TIME OF DAY
1 -		24.218	1:09.540	62.53	10.133	15:04:41.733
2 -	38.160	24.324	1:02.484	69.59	3.077	15:05:44.217
3 -	37.661	23.328	1:00.989	71.30	1.582	15:06:45.206
4 -	36.928	24.238	1:01.166	71.09	1.759	15:07:46.372
5 -	36.271	23.157	59.428 (2)	73.17	0.021	15:08:45.800
6 -	36.664	22.889	59.553 (3)	73.02	0.146	15:09:45.353
7 -	37.409	23.229	1:00.638	71.71	1.231	15:10:45.991
8 -	37.007	22.970	59.977	72.50	0.570	15:11:45.968
9 -	36.167	23.240	59.407 (1)	73.20		15:12:45.375

BMCRC - MRO Championships 2022 - Rnd 1 @ Brands Hatch Indy

BMCRC Thunderbike Sport & Rookie Minitwins

RACE 12 - SECTOR ANALYSIS



SECTOR 1 = FL to I1, SECTOR 2 = I1 to FL, DIFF = Difference To Personal Best Lap, P = Crossed Finish Line in Pit Lane, D = Time Disallowed

P25 52 RMT		Stephen BAYLEY		Suzuki SV650 - Mander Organ Builders Racing		
IDEAL LAP TIME : 59.735		BEST LAP TIME : 1:00.129		DIFFERENCE : 0.394		
LAP	SECTOR 1	SECTOR 2	LAP TIME	MPH	DIFF	TIME OF DAY
1 -		24.382	1:09.338	62.71	9.209	15:04:41.531
2 -	37.903	23.978	1:01.881	70.27	1.752	15:05:43.412
3 -	36.208	24.433	1:00.641	71.71	0.512	15:06:44.053
4 -	36.404	23.725	1:00.129 (1)	72.32		15:07:44.182
5 -	36.393	23.919	1:00.312 (3)	72.10	0.183	15:08:44.494
6 -	38.298	23.847	1:02.145	69.97	2.016	15:09:46.639
7 -	36.959	24.296	1:01.255	70.99	1.126	15:10:47.894
8 -	36.712	24.353	1:01.065	71.21	0.936	15:11:48.959
9 -	36.640	23.527	1:00.167 (2)	72.27	0.038	15:12:49.126

P26 627 RMT		Aaron MONK		Suzuki SV650 - flyaspitfire.co.uk		
IDEAL LAP TIME : 59.519		BEST LAP TIME : 59.577		DIFFERENCE : 0.058		
LAP	SECTOR 1	SECTOR 2	LAP TIME	MPH	DIFF	TIME OF DAY
1 -		25.802	1:13.798	58.92	14.221	15:04:45.991
2 -	38.693	24.971	1:03.664	68.30	4.087	15:05:49.655
3 -	37.159	24.366	1:01.525	70.68	1.948	15:06:51.180
4 -	36.873	24.220	1:01.093	71.18	1.516	15:07:52.273
5 -	36.746	24.130	1:00.876	71.43	1.299	15:08:53.149
6 -	35.974	24.036	1:00.010 (2)	72.46	0.433	15:09:53.159
7 -	36.032	23.545	59.577 (1)	72.99		15:10:52.736
8 -	36.292	24.013	1:00.305	72.11	0.728	15:11:53.041
9 -	36.420	23.647	1:00.067 (3)	72.39	0.490	15:12:53.108

P27 117 RMT		Brandon WRIGHT		Suzuki SV650 - OneElquids.com		
IDEAL LAP TIME : 59.880		BEST LAP TIME : 1:00.461		DIFFERENCE : 0.581		
LAP	SECTOR 1	SECTOR 2	LAP TIME	MPH	DIFF	TIME OF DAY
1 -		24.345	1:09.126	62.90	8.665	15:04:41.319
2 -	37.903	23.892	1:01.795	70.37	1.334	15:05:43.114
3 -	36.191	24.270	1:00.461 (1)	71.92		15:06:43.575
4 -	38.336	24.794	1:03.130	68.88	2.669	15:07:46.705
5 -	37.361	24.365	1:01.726	70.45	1.265	15:08:48.431
6 -	37.502	24.467	1:01.969	70.17	1.508	15:09:50.400
7 -	37.154	24.417	1:01.571	70.62	1.110	15:10:51.971
8 -	36.764	24.231	1:00.995 (3)	71.29	0.534	15:11:52.966
9 -	37.001	23.689	1:00.690 (2)	71.65	0.229	15:12:53.656

P28 130 RMT		Vince JONES		Suzuki SV650 - Centurion Electrical		
IDEAL LAP TIME : 59.859		BEST LAP TIME : 1:00.050		DIFFERENCE : 0.191		
LAP	SECTOR 1	SECTOR 2	LAP TIME	MPH	DIFF	TIME OF DAY
1 -		25.690	1:13.462	59.19	13.412	15:04:45.655
2 -	37.417	24.374	1:01.791	70.37	1.741	15:05:47.446
3 -	37.588	24.591	1:02.179	69.93	2.129	15:06:49.625
4 -	37.673	24.254	1:01.927	70.22	1.877	15:07:51.552
5 -	38.053	24.402	1:02.455	69.62	2.405	15:08:54.007
6 -	36.877	23.543	1:00.420 (3)	71.97	0.370	15:09:54.427
7 -	36.468	23.790	1:00.258 (2)	72.16	0.208	15:10:54.685
8 -	37.494	23.976	1:01.470	70.74	1.420	15:11:56.155
9 -	36.316	23.734	1:00.050 (1)	72.41		15:12:56.205

BMCRC - MRO Championships 2022 - Rnd 1 @ Brands Hatch Indy

BMCRC Thunderbike Sport & Rookie Minitwins

RACE 12 - SECTOR ANALYSIS



SECTOR 1 = FL to I1, SECTOR 2 = I1 to FL, DIFF = Difference To Personal Best Lap, P = Crossed Finish Line in Pit Lane, D = Time Disallowed

P29 73		Vincent LEWIN		Honda CBR600F3 '98 - VINITWINRACING.CO.UK		
IDEAL LAP TIME : 1:00.422		BEST LAP TIME : 1:00.532		DIFFERENCE : 0.110		
LAP	SECTOR 1	SECTOR 2	LAP TIME	MPH	DIFF	TIME OF DAY
1 -		25.695	1:15.002	57.97	14.470	15:04:47.195
2 -	38.847	26.080	1:04.927	66.97	4.395	15:05:52.122
3 -	38.405	24.042	1:02.447	69.63	1.915	15:06:54.569
4 -	36.796	24.228	1:01.024 (3)	71.26	0.492	15:07:55.593
5 -	36.408	24.835	1:01.243	71.00	0.711	15:08:56.836
6 -	36.518	24.014	1:00.532 (1)	71.83		15:09:57.368
7 -	36.575	24.816	1:01.391	70.83	0.859	15:10:58.759
8 -	36.614	24.057	1:00.671 (2)	71.67	0.139	15:11:59.430
9 -	36.958	24.542	1:01.500	70.70	0.968	15:13:00.930

P30 45 RMT		Terence QUINCE		Suzuki SV650 -		
IDEAL LAP TIME : 1:02.925		BEST LAP TIME : 1:02.925		DIFFERENCE : 0.000		
LAP	SECTOR 1	SECTOR 2	LAP TIME	MPH	DIFF	TIME OF DAY
1 -		26.421	1:13.716	58.99	10.791	15:04:45.909
2 -	38.621	25.641	1:04.262	67.66	1.337	15:05:50.171
3 -	38.221	25.243	1:03.464	68.52	0.539	15:06:53.635
4 -	38.187	25.111	1:03.298 (2)	68.70	0.373	15:07:56.933
5 -	38.231	25.073	1:03.304 (3)	68.69	0.379	15:09:00.237
6 -	37.939	24.986	1:02.925 (1)	69.10		15:10:03.162
7 -	38.696	25.799	1:04.495	67.42	1.570	15:11:07.657
8 -	38.345	26.002	1:04.347	67.58	1.422	15:12:12.004
9 -	41.292	28.110	1:09.402	62.65	6.477	15:13:21.406

P31 152 RMT		Samuel DOWNES		Suzuki SV650 -		
IDEAL LAP TIME : 1:02.583		BEST LAP TIME : 1:02.672		DIFFERENCE : 0.089		
LAP	SECTOR 1	SECTOR 2	LAP TIME	MPH	DIFF	TIME OF DAY
1 -		26.484	1:17.672	55.98	15.000	15:04:49.865
2 -	40.738	25.892	1:06.630	65.26	3.958	15:05:56.495
3 -	39.863	25.478	1:05.341	66.55	2.669	15:07:01.836
4 -	39.536	24.960	1:04.496	67.42	1.824	15:08:06.332
5 -	39.158	25.032	1:04.190	67.74	1.518	15:09:10.522
6 -	38.660	24.884	1:03.544	68.43	0.872	15:10:14.066
7 -	38.747	24.439	1:03.186 (3)	68.82	0.514	15:11:17.252
8 -	38.311	24.456	1:02.767 (2)	69.28	0.095	15:12:20.019
9 -	38.144	24.528	1:02.672 (1)	69.38		15:13:22.691

P32 271		Andrew BUTTERS		Honda CBR 600 FY -		
IDEAL LAP TIME : 1:04.548		BEST LAP TIME : 1:04.686		DIFFERENCE : 0.138		
LAP	SECTOR 1	SECTOR 2	LAP TIME	MPH	DIFF	TIME OF DAY
1 -		25.784	1:14.482	58.38	9.796	15:04:46.675
2 -	38.959	26.188	1:05.147	66.75	0.461	15:05:51.822
3 -	38.995	25.816	1:04.811 (2)	67.09	0.125	15:06:56.633
4 -	39.537	25.662	1:05.199	66.69	0.513	15:08:01.832
5 -	39.755	25.900	1:05.655	66.23	0.969	15:09:07.487
6 -	39.097	25.589	1:04.686 (1)	67.22		15:10:12.173
7 -	39.094	25.882	1:04.976 (3)	66.92	0.290	15:11:17.149
8 -	39.710	25.981	1:05.691	66.19	1.005	15:12:22.840
9 -	39.042	28.910	1:07.952	63.99	3.266	15:13:30.792

BMCRC - MRO Championships 2022 - Rnd 1 @ Brands Hatch Indy

BMCRC Thunderbike Sport & Rookie Minitwins

RACE 12 - SECTOR ANALYSIS



SECTOR 1 = FL to I1, SECTOR 2 = I1 to FL, DIFF = Difference To Personal Best Lap, P = Crossed Finish Line in Pit Lane, D = Time Disallowed

P33 13 RMT Kurt KENT			Suzuki SV650 -			
IDEAL LAP TIME : 1:07.595		BEST LAP TIME : 1:07.595		DIFFERENCE : 0.000		
LAP	SECTOR 1	SECTOR 2	LAP TIME	MPH	DIFF	TIME OF DAY
1 -		28.299	1:20.294	54.15	12.699	15:04:52.487
2 -	43.147	29.088	1:12.235	60.20	4.640	15:06:04.722
3 -	42.333	27.886	1:10.219	61.92	2.624	15:07:14.941
4 -	42.325	28.534	1:10.859	61.36	3.264	15:08:25.800
5 -	40.977	27.535	1:08.512	63.47	0.917	15:09:34.312
6 -	40.851	27.103	1:07.954 (2)	63.99	0.359	15:10:42.266
7 -	40.866	27.363	1:08.229 (3)	63.73	0.634	15:11:50.495
8 -	40.822	26.773	1:07.595 (1)	64.33		15:12:58.090

BMCRC - MRO Championships 2022 - Rnd 1 @ Brands Hatch Indy

BMCRC Thunderbike Sport & Rookie Minitwins

RACE 12 - BEST SECTORS

SECTOR 1			SECTOR 2			IDEAL / BEST COMPARISON						
POS	NO	NAME	TIME	NO	NAME	TIME	POS	NO	NAME	IDEAL	BEST	DIFF
									PERFECT LAP	51.945		
1	624	FEDRICK	31.321	54	JAMISON	20.624	1	54	JAMISON	51.953	51.953	0.000
2	54	JAMISON	31.329	624	FEDRICK	20.834	2	624	FEDRICK	52.155	52.420	0.265
3	292	CALDWELL	31.837	292	CALDWELL	21.010	3	292	CALDWELL	52.847	52.970	0.123
4	828	SPENCER	31.957	69	RUSSO	21.016	4	48	WALLIS	53.046	53.107	0.061
5	48	WALLIS	31.974	48	WALLIS	21.072	5	828	SPENCER	53.095	53.101	0.006
6	69	RUSSO	32.180	828	SPENCER	21.138	6	69	RUSSO	53.196	53.236	0.040
7	81	MAY	32.338	81	MAY	21.512	7	81	MAY	53.850	54.008	0.158
8	109	CAYFORD	32.453	84	BRANCO	21.557	8	109	CAYFORD	54.248	54.475	0.227
9	84	BRANCO	32.696	72	LAWSON	21.657	9	84	BRANCO	54.253	54.370	0.117
10	33	BLACKFORD	32.903	58	LAWSON	21.755	10	72	LAWSON	54.664	54.664	0.000
11	72	LAWSON	33.007	99	PARKES	21.787	11	33	BLACKFORD	54.842	55.277	0.435
12	99	PARKES	33.090	109	CAYFORD	21.795	12	99	PARKES	54.877	55.110	0.233
13	30	WADE	33.146	33	BLACKFORD	21.939	13	58	LAWSON	55.003	55.088	0.085
14	58	LAWSON	33.248	75	MAY	22.002	14	30	WADE	55.312	55.520	0.208
15	139	MARLEY	33.700	49	CHAYTOR	22.053	15	139	MARLEY	55.823	56.149	0.326
16	75	MAY	33.902	139	MARLEY	22.123	16	75	MAY	55.904	56.255	0.351
17	68	HOWE	34.810	30	WADE	22.166	17	49	CHAYTOR	56.908	56.992	0.084
18	78	FRAMPTON	34.822	78	FRAMPTON	22.452	18	78	FRAMPTON	57.274	57.274	0.000
19	49	CHAYTOR	34.855	39	COVILL	22.732	19	68	HOWE	57.665	57.665	0.000
20	39	COVILL	35.285	68	HOWE	22.855	20	39	COVILL	58.017	58.155	0.138
21	138	JARMIN	35.722	116	FAITH	22.889	21	138	JARMIN	58.978	58.978	0.000
22	77	BAKER	35.894	191	GRACE	23.203	22	116	FAITH	59.056	59.407	0.351
23	627	MONK	35.974	138	JARMIN	23.256	23	77	BAKER	59.210	59.210	0.000
24	191	GRACE	36.146	77	BAKER	23.316	24	191	GRACE	59.349	59.554	0.205
25	116	FAITH	36.167	52	BAYLEY	23.527	25	627	MONK	59.519	59.577	0.058
26	117	WRIGHT	36.191	130	JONES	23.543	26	52	BAYLEY	59.735	1:00.129	0.394
27	52	BAYLEY	36.208	627	MONK	23.545	27	130	JONES	59.859	1:00.050	0.191
28	130	JONES	36.316	117	WRIGHT	23.689	28	117	WRIGHT	59.880	1:00.461	0.581
29	73	LEWIN	36.408	73	LEWIN	24.014	29	73	LEWIN	1:00.422	1:00.532	0.110
30	45	QUINCE	37.939	152	DOWNES	24.439	30	152	DOWNES	1:02.583	1:02.672	0.089
31	152	DOWNES	38.144	45	QUINCE	24.986	31	45	QUINCE	1:02.925	1:02.925	0.000
32	271	BUTTERS	38.959	271	BUTTERS	25.589	32	271	BUTTERS	1:04.548	1:04.686	0.138
33	13	KENT	40.822	13	KENT	26.773	33	13	KENT	1:07.595	1:07.595	0.000

BMCRC - MRO Championships 2022 - Rnd 1 @ Brands Hatch Indy

BMCRC Thunderbike Sport & Rookie Minitwins

RACE 12 - STATISTICS

Competitors Started 33
Planned Start 2022-03-12 @ 15:47:00.000
Actual Start 2022-03-12 @ 15:03:32.192
Finish Time 2022-03-12 @ 15:12:23.263
Track Length 1.2079mi.
Total Laps 313
Total Distance Covered 378.0869mi.

Session Fastest Lap History

NO	CL	NAME	LAP TIME	TIME OF DAY	LAP	VEHICLE
624		Matthew FEDRICK	52.618	15:05:22.457	2	Yamaha R6
54		Adam JAMISON	52.260	15:06:15.571	3	Yamaha R6
54		Adam JAMISON	51.953	15:12:23.833	10	Yamaha R6

Session Leader History

NO	CL	NAME	FROM LAP	LAPS LED	DISTANCE	VEHICLE
624		Matthew FEDRICK	1	7	8.45 miles	Yamaha R6
54		Adam JAMISON	8	3	3.62 miles	Yamaha R6

Flag History

TYPE	TIME OF DAY
GREEN	15:03:32.192
FINISH	15:12:23.263

Flag Statistics

TYPE	COUNT	TOTAL LAPS	TOTAL TIME
Green	1	10	10:27.377
Red	0	0	0.000
Safety Car	0	0	0.000
FCY	0	0	0.000

BMCRC - MRO Championships 2022 - Rnd 1 @ Brands Hatch Indy

BMCRC Thunderbike Sport & Rookie Minitwins

RACE 12 - STATISTICS

CLASS :

18 Starters

Fastest Lap History

NO	NAME	LAP TIME	TIME OF DAY	LAP	VEHICLE
624	Matthew FEDRICK	52.618	15:05:22.457	2	Yamaha R6
54	Adam JAMISON	52.260	15:06:15.571	3	Yamaha R6
54	Adam JAMISON	51.953	15:12:23.833	10	Yamaha R6

Leader History

NO	NAME	FROM LAP	LAPS LED	DISTANCE	VEHICLE
624	Matthew FEDRICK	1	7	8.45 miles	Yamaha R6
54	Adam JAMISON	8	3	3.62 miles	Yamaha R6

BMCRC - MRO Championships 2022 - Rnd 1 @ Brands Hatch Indy

BMCRC Thunderbike Sport & Rookie Minitwins

RACE 12 - STATISTICS

CLASS : R

2 Starters

Fastest Lap History

NO	NAME	LAP TIME	TIME OF DAY	LAP	VEHICLE
292	Tommi CALDWELL	54.502	15:05:29.600	2	Yamaha YZF-R6
292	Tommi CALDWELL	54.413	15:07:18.916	4	Yamaha YZF-R6
292	Tommi CALDWELL	53.665	15:08:12.582	5	Yamaha YZF-R6
292	Tommi CALDWELL	53.318	15:09:05.899	6	Yamaha YZF-R6
292	Tommi CALDWELL	52.970	15:09:58.870	7	Yamaha YZF-R6

Leader History

NO	NAME	FROM LAP	LAPS LED	DISTANCE	VEHICLE
292	Tommi CALDWELL	1	10	12.07 miles	Yamaha YZF-R6

BMCRC - MRO Championships 2022 - Rnd 1 @ Brands Hatch Indy

BMCRC Thunderbike Sport & Rookie Minitwins

RACE 12 - STATISTICS

CLASS : RMT

13 Starters

Fastest Lap History

NO	NAME	LAP TIME	TIME OF DAY	LAP	VEHICLE
99	Roger PARKES	56.924	15:05:32.287	2	Suzuki SV650
33	Luke BLACKFORD	56.307	15:05:32.481	2	Suzuki SV650
99	Roger PARKES	55.670	15:07:24.712	4	Suzuki SV650
33	Luke BLACKFORD	55.427	15:09:16.295	6	Suzuki SV650
99	Roger PARKES	55.110	15:09:16.369	6	Suzuki SV650

Leader History

NO	NAME	FROM LAP	LAPS LED	DISTANCE	VEHICLE
99	Roger PARKES	1	2	2.41 miles	Suzuki SV650
33	Luke BLACKFORD	3	1	1.20 miles	Suzuki SV650
99	Roger PARKES	4	1	1.20 miles	Suzuki SV650
33	Luke BLACKFORD	5	6	7.24 miles	Suzuki SV650

BMCRC - MRO Championships 2022 - Rnd 1 @ Brands Hatch Indy

BMCRC Thunderbike Sport & Rookie Minitwins

RACE 3 - GRID (12 Laps)

ROW 12	36	119	Kevin BURTON	35	91	Ben WEST	34	710	Ian FOSTER
ROW 11			1:07.595	33	13	Kurt KENT	32	271	Andrew BUTTERS
									1:02.925
ROW 10			1:02.672	30	152	Samuel DOWNES	29	73	Vincent LEWIN
									1:00.461
ROW 9			1:00.129	27	52	Stephen BAYLEY	26	130	Vince JONES
									59.577
ROW 8			59.554	24	191	Justin GRACE	23	116	Gareth FAITH
									59.210
ROW 7			58.978	21	138	Craig JARMIN	20	39	Daniel COVILL
									57.665
ROW 6			57.274	18	78	Tim FRAMPTON	17	49	Oli CHAYTOR
									56.255
ROW 5			56.149	15	139	Rob MARLEY	14	30	Connor WADE
									55.277
ROW 4			55.110	12	99	Roger PARKES	11	58	Mark LAWSON
									54.664
ROW 3			54.475	9	109	Chris CAYFORD	8	84	Ricardo BRANCO
									54.008
ROW 2			53.236	6	69	Tony RUSSO	5	48	Shaun WALLIS
									53.101
ROW 1			52.970	3	292	Tommi CALDWELL	2	624	Matthew FEDRICK
									51.953
									Pole

Brands Hatch Indy: 1.2079 miles

These results are provisional until the conclusion of any judicial and technical matters.

Clerk Of Course :	Stewards :	Timekeeper : Craig Smith
-------------------	------------	--------------------------

Results can be found at www.tsl-timing.com

Printed - 15:16 Saturday, 12 March 2022



BMCRC - MRO Championships 2022 - Rnd 1 @ Brands Hatch Indy



BMCRC Thunderbike Sport & Rookie Minitwins

RACE 3 - CLASSIFICATION

POS	NO	CL	PIC NAME	ENTRY	LAPS	TIME	GAP	DIFF	MPH	BEST	ON
1	54		1 Adam JAMISON	Yamaha R6 - Team AJR	12	11:27.134			75.94	55.822	5
2	48		2 Shaun WALLIS	Yamaha R6 - MBC Despatch Racing	12	11:34.328	7.194	7.194	75.15	55.870	9
3	624		3 Matthew FEDRICK	Yamaha R6 - M.Fedrick Farriers Ltd/Palmer Race Sk	12	11:40.521	13.387	6.193	74.49	56.049	12
4	828		4 David SPENCER	Suzuki GSXR 600 -	12	11:40.555	13.421	0.034	74.48	56.228	12
5	292	R	1 Tommi CALDWELL	Yamaha YZF-R6 - DART Motorsport	12	11:44.879	17.745	4.324	74.03	56.790	3
6	84		5 Ricardo BRANCO	Yamaha R6 - IMP Racing	12	11:48.112	20.978	3.233	73.69	57.726	12
7	69		6 Tony RUSSO	Yamaha R6 - Wymark Lubricants	12	11:48.324	21.190	0.212	73.67	57.316	6
8	72	R	2 Luke LAWSON	Yamaha R6 - Lpl plastering and maintenance	12	11:48.572	21.438	0.248	73.64	56.919	9
9	30		7 Connor WADE	Suzuki SV650 - WELD CARE INDUSTRIES	12	11:49.098	21.964	0.526	73.59	57.378	9
10	58		8 Mark LAWSON	Honda CBR - Crawfords metal detectors	12	11:53.462	26.328	4.364	73.14	57.139	11
11	49		9 Oli CHAYTOR	Yamaha R6 - PearTree Racing	12	11:53.745	26.611	0.283	73.11	57.213	5
12	33	RMT	1 Luke BLACKFORD	Suzuki SV650 - Tyres4bikes	12	12:03.786	36.652	10.041	72.09	58.207	8
13	139		10 Rob MARLEY	Honda CBR600F3 - PearTree Racing	12	12:04.465	37.331	0.679	72.03	58.231	11
14	91	RMT	2 Ben WEST	Suzuki SV650 - RV2 power	12	12:11.669	44.535	7.204	71.32	59.194	4
15	81		11 Malvern MAY	Honda CBR600RR - IMP racing	12	12:11.738	44.604	0.069	71.31	58.970	8
16	78*	RMT	3 Tim FRAMPTON	Suzuki SV650 - K66	12	12:11.987	44.853	0.249	71.28	59.209	5
17	138		12 Craig JARMIN	Suzuki SV650 - SK PreP	12	12:19.895	52.761	7.908	70.52	1:00.168	6
18	627	RMT	4 Aaron MONK	Suzuki SV650 - flyaspitfire.co.uk	12	12:24.361	57.227	4.466	70.10	59.424	11
19	117*	RMT	5 Brandon WRIGHT	Suzuki SV650 - OneEliquids.com	12	12:34.610	1:07.476	10.249	69.15	59.083	12
20	75		13 Stewart MAY	Honda CBR600F3 - Moths in the wallet	11	11:27.864	1 Lap	1 Lap	69.54	1:00.254	9
21	191	RMT	6 Justin GRACE	Suzuki SV650 - G-Race Motorsports	11	11:37.249	1 Lap	9.385	68.60	59.721	11
22	52	RMT	7 Stephen BAYLEY	Suzuki SV650 - Mander Organ Builders Racing	11	11:38.347	1 Lap	1.098	68.49	1:01.027	11
23	45	RMT	8 Terence QUINCE	Suzuki SV650 -	11	12:03.994	1 Lap	25.647	66.07	1:02.402	10
24	271		14 Andrew BUTTERS	Honda CBR 600 FY -	11	12:05.466	1 Lap	1.472	65.93	1:02.999	11
25	77*	RMT	9 Antony BAKER	Suzuki SV650 - GTS Financial	11	12:13.590	1 Lap	8.124	65.20	1:03.046	10

NOT CLASSIFIED

DNF	39	RMT	Daniel COVILL	Suzuki SV650 - Pirtek	10	10:11.934	2 Laps	1 Lap	71.06	59.358	10
DNF	99	RMT	Roger PARKES	Suzuki SV650 - Simply Owners Ltd	9	8:49.769	3 Laps	1 Lap	73.87	57.527	6
DNF	130	RMT	Vince JONES	Suzuki SV650 - Centurion Electrical	5	5:17.927	7 Laps	4 Laps	68.38	58.570	5
DNF	152	RMT	Samuel DOWNES	Suzuki SV650 -	4	4:46.604	8 Laps	1 Lap	60.69	1:07.872	4

FASTEST LAP

54	Adam JAMISON	Yamaha R6 - Team AJR	5	55.822	77.90 mph	125.36 kph
292 R	Tommi CALDWELL	Yamaha YZF-R6 - DART Motorsport	3	56.790	76.57 mph	123.23 kph
99 RMT	Roger PARKES	Suzuki SV650 - Simply Owners Ltd	6	57.527	75.59 mph	121.65 kph

* Bike 78 - Please fit a working transponder

* Bikes 77 & 117 - 10 second penalty - yellow flag infringement

Class - 92.5% of Race Speed = 70.24 mph

Class R - 92.5% of Race Speed = 68.47 mph

Class RMT - 92.5% of Race Speed = 66.68 mph

Weather / Track : Cloudy / Drying

These results are provisional until the conclusion of any judicial and technical matters.

Race Distance: 12 Laps / 14.49 miles

Brands Hatch Indy: 1.2079 miles

Date: 13/03/2022 Start: 11:09 Finish: 11:20

Clerk Of Course :

Stewards :

Timekeeper : Craig Smith

Results can be found at www.tsl-timing.com

Printed - 11:26 Sunday, 13 March 2022



BMCR - MRO Championships 2022 - Rnd 1 @ Brands Hatch Indy

BMCR Thunderbike Sport & Rookie Minitwins

RACE 3 - LAP CHART

LAP 1 @ 11:10:25.823

NO	BEHIND	LAP TIME
54		1:03.445
48	0.360	1:03.805
624	2.079	1:05.524
828	2.166	1:05.611
292	2.356	1:05.801
84	2.917	1:06.362
99	3.704	1:07.149
58	4.325	1:07.770
72	4.512	1:07.957
30	5.481	1:08.926
69	5.565	1:09.010
49	6.507	1:09.952
39	6.590	1:10.035
139	7.151	1:10.596
138	8.035	1:11.480
33	8.355	1:11.800
81	8.762	1:12.207
78	9.032	1:12.477
91	9.128	1:12.573
75	9.370	1:12.815
117	10.409	1:13.854
627	10.935	1:14.380
191	11.022	1:14.467
52	11.410	1:14.855
130	11.742	1:15.187
271	13.550	1:16.995
77	13.778	1:17.223
45	13.983	1:17.428
152	15.912	1:19.357

LAP 2 @ 11:11:23.116

NO	BEHIND	LAP TIME
54		57.293
48	0.788	57.721
292	2.771	57.708
828	4.213	59.340
624	4.394	59.608
84	5.059	59.435
99	5.122	58.711
58	6.320	59.288
72	7.678	1:00.459
69	8.011	59.739
30	8.147	59.959
49	8.290	59.076
39	11.144	1:01.847
139	11.394	1:01.536
33	11.846	1:00.784
138	12.256	1:01.514
91	12.291	1:00.456
81	13.192	1:01.723
78	13.552	1:01.813
75	14.669	1:02.592
117	15.294	1:02.178
627	15.872	1:02.230
191	17.410	1:03.681
130	18.143	1:03.694
52	18.236	1:04.119
271	22.912	1:06.655
45	23.335	1:06.645
77	23.486	1:07.001
152	29.210	1:10.591

Weather / Track : Cloudy / Drying

LAP 3 @ 11:12:19.326

NO	BEHIND	LAP TIME
54		56.210
48	1.547	56.969
292	3.351	56.790
624	5.912	57.728
828	6.661	58.658
99	6.696	57.784
84	7.219	58.370
58	8.656	58.546
69	9.795	57.994
30	10.880	58.943
72	10.936	59.468
49	11.118	59.038
139	14.908	59.724
33	15.312	59.676
39	16.848	1:01.914
91	16.933	1:00.852
78	17.190	59.848
138	17.730	1:01.684
81	18.023	1:01.041
75	19.963	1:01.504
117	20.718	1:01.634
627	20.951	1:01.289
130	21.559	59.626
191	24.559	1:03.359
52	25.013	1:02.987
271	32.351	1:05.649
77	32.434	1:05.158
45	32.764	1:05.639
152	41.784	1:08.784

LAP 4 @ 11:13:15.171

NO	BEHIND	LAP TIME
54		55.845
48	2.415	56.713
292	4.942	57.436
624	7.862	57.795
99	8.436	57.585
828	8.889	58.073
84	9.727	58.353
58	11.238	58.427
69	11.446	57.496
30	12.944	57.909
72	13.326	58.235
49	13.418	58.145
33	18.158	58.691
139	19.226	1:00.163
91	20.282	59.194
78	20.908	59.563
39	21.607	1:00.604
138	22.108	1:00.223
81	22.653	1:00.475
75	26.536	1:02.418
130	26.564	1:00.850
117	26.997	1:02.124
627	27.538	1:02.432
191	30.695	1:01.981
52	31.441	1:02.273
271	41.861	1:05.355
77	42.279	1:05.690
45	42.523	1:05.604
152	53.811	1:07.872

LAP 5 @ 11:14:10.993

NO	BEHIND	LAP TIME
54		55.822
48	2.973	56.380
292	7.030	57.910
624	9.362	57.322
99	10.295	57.681
828	10.456	57.389
84	11.661	57.756
69	13.308	57.684
58	13.643	58.227
49	14.809	57.213
30	14.973	57.851
72	16.080	58.576
33	20.855	58.519
139	23.311	59.907
78	24.295	59.209
91	24.380	59.920
39	25.654	59.869
138	26.664	1:00.378
81	27.251	1:00.420
130	29.312	58.570
117	32.386	1:01.211
627	32.610	1:00.894
75	33.739	1:03.025
52	37.782	1:02.163
191	38.232	1:03.359
271	50.456	1:04.417
77	51.037	1:04.580
45	51.126	1:04.425

LAP 6 @ 11:15:07.428

NO	BEHIND	LAP TIME
54		56.435
48	3.927	57.389
292	8.443	57.848
624	10.203	57.276
99	11.387	57.527
828	11.486	57.465
84	13.109	57.883
69	14.189	57.316
58	15.568	58.360
49	16.544	58.170
30	16.776	58.238
72	17.715	58.070
33	23.383	58.963
139	26.840	59.964
91	27.565	59.620
78	28.286	1:00.426
39	28.606	59.387
138	30.397	1:00.168
81	30.848	1:00.032
627	37.927	1:01.752
117	38.175	1:02.224
75	39.189	1:01.885
52	44.039	1:02.692
191	44.486	1:02.689

LAP 7 @ 11:16:05.288

NO	BEHIND	LAP TIME
54		57.860
77	1 Lap	1:05.057
271	1 Lap	1:05.912
48	3.667	57.600

45	1 Lap	1:07.310
292	8.904	58.321
624	10.599	58.256
828	11.053	57.427
99	11.178	57.651
84	13.486	58.237
69	14.041	57.712
58	15.816	58.108
30	16.611	57.695
49	16.821	58.137
72	17.015	57.160
33	24.263	58.740
139	28.172	59.192
91	29.933	1:00.228
78	30.025	59.599
39	30.671	59.925
81	32.464	59.476
138	33.808	1:01.271
117	41.864	1:01.549
627	42.066	1:01.999
75	42.165	1:00.836
52	48.600	1:02.421
191	48.910	1:02.284

LAP 8 @ 11:17:02.506

NO	BEHIND	LAP TIME
54		57.218
48	4.467	58.018
271	1 Lap	1:04.165
77	1 Lap	1:04.722
292	10.756	59.070
45	1 Lap	1:04.127
828	11.515	57.680
99	11.636	57.676
624	12.209	58.828
84	14.080	57.812
69	15.097	58.274
58	16.972	58.374
30	17.062	57.669
49	17.478	57.875
72	17.881	58.084
33	25.252	58.207
139	29.690	58.736
91	31.943	59.228
78	32.162	59.355
39	33.050	59.597
81	34.216	58.970
138	36.888	1:00.298
627	45.097	1:00.249
117	45.703	1:01.057
75	45.985	1:01.038
52	53.760	1:02.378
191	53.941	1:02.249

LAP 9 @ 11:17:58.968

NO	BEHIND	LAP TIME
54		56.462
48	3.875	55.870
292	12.345	58.051
828	12.559	57.506
99	13.179	58.005
624	13.268	57.521
84	15.980	58.362
77	1 Lap	1:03.596
69	17.221	58.586

271	1 Lap	1:04.975
30	17.978	57.378
58	18.146	57.636
72	18.338	56.919
45	1 Lap	1:03.799
49	18.626	57.610
33	27.725	58.935
139	31.850	58.622
91	34.868	59.387
78	35.034	59.334
39	35.986	59.398
81	36.904	59.150
138	40.944	1:00.518
627	48.692	1:00.057
117	48.805	59.564
75	49.777	1:00.254

LAP 10 @ 11:18:55.671

NO	BEHIND	LAP TIME
54		56.703
52	1 Lap	1:02.343
191	1 Lap	1:02.361
48	3.702	56.530
292	13.579	57.937
828	13.662	57.806
624	13.787	57.222
84	18.877	59.600
69	19.159	58.641
30	20.196	58.921
72	20.377	58.742
58	21.093	59.650
49	23.446	1:01.523
77	1 Lap	1:04.440
271	1 Lap	1:04.799
45	1 Lap	1:04.161
33	30.847	59.825
139	33.981	58.834
91	38.522	1:00.357
39	38.641	59.358
78	39.150	1:00.819
81	39.540	59.339
138	45.177	1:00.936
117	52.148	1:00.046
627	52.215	1:00.226
75	54.012	1:00.938

LAP 11 @ 11:19:52.725

NO	BEHIND	LAP TIME
54		57.054
48	4.349	57.701
52	1 Lap	1:01.089
191	1 Lap	1:01.098
828	13.980	57.372
624	14.125	57.392
292	15.638	59.113
84	20.039	58.216
69	20.474	58.369
72	20.661	57.338
58	21.178	57.139
30	21.195	58.053
49	24.611	58.219
77	1 Lap	1:03.046
45	1 Lap	1:02.402
271	1 Lap	1:03.545
33	33.633	59.840

BMCRC - MRO Championships 2022 - Rnd 1 @ Brands Hatch Indy

BMCRC Thunderbike Sport & Rookie Minitwins

RACE 3 - LAP CHART

139	35.158	58.231
91	41.036	59.568
78	41.612	59.516
81	41.783	59.297
138	49.334	1:01.211
627	54.585	59.424
117	55.180	1:00.086

LAP 12 @ 11:20:49.512

NO	BEHIND	LAP TIME
54		56.787
75	1 Lap	1:00.559
48	7.194	59.632
191	1 Lap	59.721
52	1 Lap	1:01.027
624	13.387	56.049
828	13.421	56.228
292	17.745	58.894
84	20.978	57.726
69	21.190	57.503
72	21.438	57.564
30	21.964	57.556
58	26.328	1:01.937
49	26.611	58.787
77	1 Lap	1:03.077
33	36.652	59.806
45	1 Lap	1:02.454
139	37.331	58.960
271	1 Lap	1:02.999
91	44.535	1:00.286
81	44.604	59.608
78	44.853	1:00.028
138	52.761	1:00.214
627	57.227	59.429
117	57.476	59.083

BMCRC - MRO Championships 2022 - Rnd 1 @ Brands Hatch Indy

BMCRC Thunderbike Sport & Rookie Minitwins

RACE 3 - SECTOR ANALYSIS



SECTOR 1 = FL to I1, SECTOR 2 = I1 to FL, DIFF = Difference To Personal Best Lap, P = Crossed Finish Line in Pit Lane, D = Time Disallowed

P1 54 Adam JAMISON		Yamaha R6 - Team AJR				
IDEAL LAP TIME : 55.748		BEST LAP TIME : 55.822		DIFFERENCE : 0.074		
LAP	SECTOR 1	SECTOR 2	LAP TIME	MPH	DIFF	TIME OF DAY
1 -		23.015	1:03.445	68.54	7.623	11:10:25.823
2 -	34.871	22.422	57.293	75.90	1.471	11:11:23.116
3 -	34.121	22.089	56.210 (3)	77.36	0.388	11:12:19.326
4 -	33.719	22.126	55.845 (2)	77.86	0.023	11:13:15.171
5 -	33.659	22.163	55.822 (1)	77.90		11:14:10.993
6 -	33.919	22.516	56.435	77.05	0.613	11:15:07.428
7 -	34.334	23.526	57.860	75.15	2.038	11:16:05.288
8 -	34.634	22.584	57.218	76.00	1.396	11:17:02.506
9 -	33.981	22.481	56.462	77.01	0.640	11:17:58.968
10 -	34.316	22.387	56.703	76.69	0.881	11:18:55.671
11 -	34.523	22.531	57.054	76.21	1.232	11:19:52.725
12 -	34.247	22.540	56.787	76.57	0.965	11:20:49.512

P2 48 Shaun WALLIS		Yamaha R6 - MBC Despatch Racing				
IDEAL LAP TIME : 55.870		BEST LAP TIME : 55.870		DIFFERENCE : 0.000		
LAP	SECTOR 1	SECTOR 2	LAP TIME	MPH	DIFF	TIME OF DAY
1 -		22.907	1:03.805	68.15	7.935	11:10:26.183
2 -	35.281	22.440	57.721	75.33	1.851	11:11:23.904
3 -	34.579	22.390	56.969	76.33	1.099	11:12:20.873
4 -	34.386	22.327	56.713	76.67	0.843	11:13:17.586
5 -	33.859	22.521	56.380 (2)	77.13	0.510	11:14:13.966
6 -	34.645	22.744	57.389	75.77	1.519	11:15:11.355
7 -	34.474	23.126	57.600	75.49	1.730	11:16:08.955
8 -	34.878	23.140	58.018	74.95	2.148	11:17:06.973
9 -	33.632	22.238	55.870 (1)	77.83		11:18:02.843
10 -	33.665	22.865	56.530 (3)	76.92	0.660	11:18:59.373
11 -	34.344	23.357	57.701	75.36	1.831	11:19:57.074
12 -	35.678	23.954	59.632	72.92	3.762	11:20:56.706

P3 624 Matthew FEDRICK		Yamaha R6 - M.Fedrck Farriers Ltd/Palmer Race Skool				
IDEAL LAP TIME : 56.049		BEST LAP TIME : 56.049		DIFFERENCE : 0.000		
LAP	SECTOR 1	SECTOR 2	LAP TIME	MPH	DIFF	TIME OF DAY
1 -		23.368	1:05.524	66.36	9.475	11:10:27.902
2 -	36.343	23.265	59.608	72.95	3.559	11:11:27.510
3 -	35.116	22.612	57.728	75.32	1.679	11:12:25.238
4 -	35.174	22.621	57.795	75.24	1.746	11:13:23.033
5 -	34.944	22.378	57.322	75.86	1.273	11:14:20.355
6 -	34.636	22.640	57.276 (3)	75.92	1.227	11:15:17.631
7 -	35.284	22.972	58.256	74.64	2.207	11:16:15.887
8 -	36.217	22.611	58.828	73.92	2.779	11:17:14.715
9 -	35.453	22.068	57.521	75.60	1.472	11:18:12.236
10 -	34.894	22.328	57.222 (2)	75.99	1.173	11:19:09.458
11 -	35.242	22.150	57.392	75.77	1.343	11:20:06.850
12 -	34.226	21.823	56.049 (1)	77.58		11:21:02.899

BMCRC - MRO Championships 2022 - Rnd 1 @ Brands Hatch Indy

BMCRC Thunderbike Sport & Rookie Minitwins

RACE 3 - SECTOR ANALYSIS



SECTOR 1 = FL to I1, SECTOR 2 = I1 to FL, DIFF = Difference To Personal Best Lap, P = Crossed Finish Line in Pit Lane, D = Time Disallowed

P4 828		David SPENCER		Suzuki GSXR 600 -			
IDEAL LAP TIME : 56.228		BEST LAP TIME : 56.228		DIFFERENCE : 0.000			
LAP	SECTOR 1	SECTOR 2	LAP TIME	MPH	DIFF	TIME OF DAY	
1 -		23.050	1:05.611	66.27	9.383	11:10:27.989	
2 -	36.624	22.716	59.340	73.28	3.112	11:11:27.329	
3 -	36.196	22.462	58.658	74.13	2.430	11:12:25.987	
4 -	35.742	22.331	58.073	74.88	1.845	11:13:24.060	
5 -	35.388	22.001	57.389 (3)	75.77	1.161	11:14:21.449	
6 -	35.006	22.459	57.465	75.67	1.237	11:15:18.914	
7 -	34.827	22.600	57.427	75.72	1.199	11:16:16.341	
8 -	35.356	22.324	57.680	75.39	1.452	11:17:14.021	
9 -	34.854	22.652	57.506	75.62	1.278	11:18:11.527	
10 -	35.045	22.761	57.806	75.22	1.578	11:19:09.333	
11 -	34.987	22.385	57.372 (2)	75.79	1.144	11:20:06.705	
12 -	34.723	21.505	56.228 (1)	77.33		11:21:02.933	

P5 292 R		Tommi CALDWELL		Yamaha YZF-R6 - DART Motorsport			
IDEAL LAP TIME : 56.790		BEST LAP TIME : 56.790		DIFFERENCE : 0.000			
LAP	SECTOR 1	SECTOR 2	LAP TIME	MPH	DIFF	TIME OF DAY	
1 -		23.134	1:05.801	66.08	9.011	11:10:28.179	
2 -	35.227	22.481	57.708 (3)	75.35	0.918	11:11:25.887	
3 -	34.320	22.470	56.790 (1)	76.57		11:12:22.677	
4 -	34.808	22.628	57.436 (2)	75.71	0.646	11:13:20.113	
5 -	34.990	22.920	57.910	75.09	1.120	11:14:18.023	
6 -	35.164	22.684	57.848	75.17	1.058	11:15:15.871	
7 -	35.171	23.150	58.321	74.56	1.531	11:16:14.192	
8 -	35.431	23.639	59.070	73.61	2.280	11:17:13.262	
9 -	35.062	22.989	58.051	74.91	1.261	11:18:11.313	
10 -	34.991	22.946	57.937	75.05	1.147	11:19:09.250	
11 -	35.982	23.131	59.113	73.56	2.323	11:20:08.363	
12 -	35.640	23.254	58.894	73.83	2.104	11:21:07.257	

P6 84		Ricardo BRANCO		Yamaha R6 - IMP Racing			
IDEAL LAP TIME : 57.545		BEST LAP TIME : 57.726		DIFFERENCE : 0.181			
LAP	SECTOR 1	SECTOR 2	LAP TIME	MPH	DIFF	TIME OF DAY	
1 -		23.330	1:06.362	65.52	8.636	11:10:28.740	
2 -	36.152	23.283	59.435	73.16	1.709	11:11:28.175	
3 -	35.436	22.934	58.370	74.50	0.644	11:12:26.545	
4 -	35.468	22.885	58.353	74.52	0.627	11:13:24.898	
5 -	34.920	22.836	57.756 (2)	75.29	0.030	11:14:22.654	
6 -	34.948	22.935	57.883	75.12	0.157	11:15:20.537	
7 -	34.981	23.256	58.237	74.67	0.511	11:16:18.774	
8 -	35.052	22.760	57.812 (3)	75.21	0.086	11:17:16.586	
9 -	34.863	23.499	58.362	74.51	0.636	11:18:14.948	
10 -	36.500	23.100	59.600	72.96	1.874	11:19:14.548	
11 -	35.534	22.682	58.216	74.69	0.490	11:20:12.764	
12 -	35.033	22.693	57.726 (1)	75.33		11:21:10.490	

BMCRC - MRO Championships 2022 - Rnd 1 @ Brands Hatch Indy

BMCRC Thunderbike Sport & Rookie Minitwins

RACE 3 - SECTOR ANALYSIS



SECTOR 1 = FL to I1, SECTOR 2 = I1 to FL, DIFF = Difference To Personal Best Lap, P = Crossed Finish Line in Pit Lane, D = Time Disallowed

P7 69 Tony RUSSO		Yamaha R6 - Wymark Lubricants				
IDEAL LAP TIME : 57.066		BEST LAP TIME : 57.316		DIFFERENCE : 0.250		
LAP	SECTOR 1	SECTOR 2	LAP TIME	MPH	DIFF	TIME OF DAY
1 -		23.796	1:09.010	63.01	11.694	11:10:31.388
2 -	36.566	23.173	59.739	72.79	2.423	11:11:31.127
3 -	35.233	22.761	57.994	74.98	0.678	11:12:29.121
4 -	34.990	22.506	57.496 (2)	75.63	0.180	11:13:26.617
5 -	35.140	22.544	57.684	75.38	0.368	11:14:24.301
6 -	34.779	22.537	57.316 (1)	75.87		11:15:21.617
7 -	34.560	23.152	57.712	75.35	0.396	11:16:19.329
8 -	35.310	22.964	58.274	74.62	0.958	11:17:17.603
9 -	35.321	23.265	58.586	74.22	1.270	11:18:16.189
10 -	35.706	22.935	58.641	74.15	1.325	11:19:14.830
11 -	35.402	22.967	58.369	74.50	1.053	11:20:13.199
12 -	34.899	22.604	57.503 (3)	75.62	0.187	11:21:10.702

P8 72 R Luke LAWSON		Yamaha R6 - Lpl plastering and maintenance				
IDEAL LAP TIME : 56.614		BEST LAP TIME : 56.919		DIFFERENCE : 0.305		
LAP	SECTOR 1	SECTOR 2	LAP TIME	MPH	DIFF	TIME OF DAY
1 -		24.110	1:07.957	63.99	11.038	11:10:30.335
2 -	37.135	23.324	1:00.459	71.92	3.540	11:11:30.794
3 -	36.199	23.269	59.468	73.12	2.549	11:12:30.262
4 -	35.343	22.892	58.235	74.67	1.316	11:13:28.497
5 -	35.578	22.998	58.576	74.23	1.657	11:14:27.073
6 -	35.328	22.742	58.070	74.88	1.151	11:15:25.143
7 -	34.797	22.363	57.160 (2)	76.07	0.241	11:16:22.303
8 -	35.378	22.706	58.084	74.86	1.165	11:17:20.387
9 -	34.251	22.668	56.919 (1)	76.39		11:18:17.306
10 -	36.243	22.499	58.742	74.02	1.823	11:19:16.048
11 -	34.551	22.787	57.338 (3)	75.84	0.419	11:20:13.386
12 -	34.996	22.568	57.564	75.54	0.645	11:21:10.950

P9 30 Connor WADE		Suzuki SV650 - WELD CARE INDUSTRIES				
IDEAL LAP TIME : 56.504		BEST LAP TIME : 57.378		DIFFERENCE : 0.874		
LAP	SECTOR 1	SECTOR 2	LAP TIME	MPH	DIFF	TIME OF DAY
1 -		24.166	1:08.926	63.09	11.548	11:10:31.304
2 -	36.329	23.630	59.959	72.52	2.581	11:11:31.263
3 -	35.575	23.368	58.943	73.77	1.565	11:12:30.206
4 -	34.829	23.080	57.909	75.09	0.531	11:13:28.115
5 -	34.755	23.096	57.851	75.16	0.473	11:14:25.966
6 -	35.114	23.124	58.238	74.66	0.860	11:15:24.204
7 -	34.688	23.007	57.695	75.37	0.317	11:16:21.899
8 -	34.622	23.047	57.669 (3)	75.40	0.291	11:17:19.568
9 -	33.780	23.598	57.378 (1)	75.78		11:18:16.946
10 -	36.197	22.724	58.921	73.80	1.543	11:19:15.867
11 -	34.731	23.322	58.053	74.90	0.675	11:20:13.920
12 -	34.626	22.930	57.556 (2)	75.55	0.178	11:21:11.476

BMCRC - MRO Championships 2022 - Rnd 1 @ Brands Hatch Indy

BMCRC Thunderbike Sport & Rookie Minitwins

RACE 3 - SECTOR ANALYSIS



SECTOR 1 = FL to I1, SECTOR 2 = I1 to FL, DIFF = Difference To Personal Best Lap, P = Crossed Finish Line in Pit Lane, D = Time Disallowed

P10 58		Mark LAWSON		Honda CBR - Crawfords metal detectors		
IDEAL LAP TIME : 56.954		BEST LAP TIME : 57.139		DIFFERENCE : 0.185		
LAP	SECTOR 1	SECTOR 2	LAP TIME	MPH	DIFF	TIME OF DAY
1 -		23.632	1:07.770	64.16	10.631	11:10:30.148
2 -	36.261	23.027	59.288	73.34	2.149	11:11:29.436
3 -	35.609	22.937	58.546	74.27	1.407	11:12:27.982
4 -	35.503	22.924	58.427	74.42	1.288	11:13:26.409
5 -	35.394	22.833	58.227	74.68	1.088	11:14:24.636
6 -	35.542	22.818	58.360	74.51	1.221	11:15:22.996
7 -	35.375	22.733	58.108 (3)	74.83	0.969	11:16:21.104
8 -	35.448	22.926	58.374	74.49	1.235	11:17:19.478
9 -	34.775	22.861	57.636 (2)	75.44	0.497	11:18:17.114
10 -	37.355	22.295	59.650	72.90	2.511	11:19:16.764
11 -	34.960	22.179	57.139 (1)	76.10		11:20:13.903
12 -	38.752	23.185	1:01.937	70.21	4.798	11:21:15.840

P11 49		Oli CHAYTOR		Yamaha R6 - PearTree Racing		
IDEAL LAP TIME : 57.213		BEST LAP TIME : 57.213		DIFFERENCE : 0.000		
LAP	SECTOR 1	SECTOR 2	LAP TIME	MPH	DIFF	TIME OF DAY
1 -		23.662	1:09.952	62.16	12.739	11:10:32.330
2 -	36.131	22.945	59.076	73.61	1.863	11:11:31.406
3 -	35.848	23.190	59.038	73.65	1.825	11:12:30.444
4 -	35.578	22.567	58.145	74.78	0.932	11:13:28.589
5 -	34.887	22.326	57.213 (1)	76.00		11:14:25.802
6 -	35.564	22.606	58.170	74.75	0.957	11:15:23.972
7 -	35.433	22.704	58.137	74.79	0.924	11:16:22.109
8 -	35.321	22.554	57.875 (3)	75.13	0.662	11:17:19.984
9 -	35.243	22.367	57.610 (2)	75.48	0.397	11:18:17.594
10 -	38.417	23.106	1:01.523	70.68	4.310	11:19:19.117
11 -	35.593	22.626	58.219	74.69	1.006	11:20:17.336
12 -	35.472	23.315	58.787	73.97	1.574	11:21:16.123

P12 33 RMT		Luke BLACKFORD		Suzuki SV650 - Tyres4bikes		
IDEAL LAP TIME : 58.072		BEST LAP TIME : 58.207		DIFFERENCE : 0.135		
LAP	SECTOR 1	SECTOR 2	LAP TIME	MPH	DIFF	TIME OF DAY
1 -		24.609	1:11.800	60.56	13.593	11:10:34.178
2 -	36.646	24.138	1:00.784	71.54	2.577	11:11:34.962
3 -	35.960	23.716	59.676	72.87	1.469	11:12:34.638
4 -	35.275	23.416	58.691 (3)	74.09	0.484	11:13:33.329
5 -	35.118	23.401	58.519 (2)	74.31	0.312	11:14:31.848
6 -	35.404	23.559	58.963	73.75	0.756	11:15:30.811
7 -	35.095	23.645	58.740	74.03	0.533	11:16:29.551
8 -	34.671	23.536	58.207 (1)	74.70		11:17:27.758
9 -	35.446	23.489	58.935	73.78	0.728	11:18:26.693
10 -	36.027	23.798	59.825	72.68	1.618	11:19:26.518
11 -	35.999	23.841	59.840	72.67	1.633	11:20:26.358
12 -	36.340	23.466	59.806	72.71	1.599	11:21:26.164

BMCRC - MRO Championships 2022 - Rnd 1 @ Brands Hatch Indy

BMCRC Thunderbike Sport & Rookie Minitwins

RACE 3 - SECTOR ANALYSIS



SECTOR 1 = FL to I1, SECTOR 2 = I1 to FL, DIFF = Difference To Personal Best Lap, P = Crossed Finish Line in Pit Lane, D = Time Disallowed

P13 139 Rob MARLEY		Honda CBR600F3 - PearTree Racing				
IDEAL LAP TIME : 58.092		BEST LAP TIME : 58.231		DIFFERENCE : 0.139		
LAP	SECTOR 1	SECTOR 2	LAP TIME	MPH	DIFF	TIME OF DAY
1 -		24.701	1:10.596	61.59	12.365	11:10:32.974
2 -	37.343	24.193	1:01.536	70.66	3.305	11:11:34.510
3 -	36.094	23.630	59.724	72.81	1.493	11:12:34.234
4 -	36.375	23.788	1:00.163	72.28	1.932	11:13:34.397
5 -	36.135	23.772	59.907	72.58	1.676	11:14:34.304
6 -	36.403	23.561	59.964	72.52	1.733	11:15:34.268
7 -	35.783	23.409	59.192	73.46	0.961	11:16:33.460
8 -	35.542	23.194	58.736 (3)	74.03	0.505	11:17:32.196
9 -	35.296	23.326	58.622 (2)	74.18	0.391	11:18:30.818
10 -	35.769	23.065	58.834	73.91	0.603	11:19:29.652
11 -	35.027	23.204	58.231 (1)	74.67		11:20:27.883
12 -	35.471	23.489	58.960	73.75	0.729	11:21:26.843

P14 91 RMT Ben WEST		Suzuki SV650 - RV2 power				
IDEAL LAP TIME : 58.942		BEST LAP TIME : 59.194		DIFFERENCE : 0.252		
LAP	SECTOR 1	SECTOR 2	LAP TIME	MPH	DIFF	TIME OF DAY
1 -		24.622	1:12.573	59.92	13.379	11:10:34.951
2 -	36.657	23.799	1:00.456	71.93	1.262	11:11:35.407
3 -	36.681	24.171	1:00.852	71.46	1.658	11:12:36.259
4 -	35.560	23.634	59.194 (1)	73.46		11:13:35.453
5 -	35.835	24.085	59.920	72.57	0.726	11:14:35.373
6 -	36.064	23.556	59.620	72.93	0.426	11:15:34.993
7 -	36.090	24.138	1:00.228	72.20	1.034	11:16:35.221
8 -	35.452	23.776	59.228 (2)	73.42	0.034	11:17:34.449
9 -	35.648	23.739	59.387 (3)	73.22	0.193	11:18:33.836
10 -	36.505	23.852	1:00.357	72.04	1.163	11:19:34.193
11 -	36.078	23.490	59.568	73.00	0.374	11:20:33.761
12 -	36.406	23.880	1:00.286	72.13	1.092	11:21:34.047

P15 81 Malvern MAY		Honda CBR600RR - IMP racing				
IDEAL LAP TIME : 58.578		BEST LAP TIME : 58.970		DIFFERENCE : 0.392		
LAP	SECTOR 1	SECTOR 2	LAP TIME	MPH	DIFF	TIME OF DAY
1 -		26.046	1:12.207	60.22	13.237	11:10:34.585
2 -	37.342	24.381	1:01.723	70.45	2.753	11:11:36.308
3 -	36.412	24.629	1:01.041	71.24	2.071	11:12:37.349
4 -	36.180	24.295	1:00.475	71.90	1.505	11:13:37.824
5 -	36.267	24.153	1:00.420	71.97	1.450	11:14:38.244
6 -	36.242	23.790	1:00.032	72.43	1.062	11:15:38.276
7 -	35.747	23.729	59.476	73.11	0.506	11:16:37.752
8 -	35.435	23.535	58.970 (1)	73.74		11:17:36.722
9 -	36.007	23.143	59.150 (2)	73.51	0.180	11:18:35.872
10 -	35.679	23.660	59.339	73.28	0.369	11:19:35.211
11 -	35.735	23.562	59.297 (3)	73.33	0.327	11:20:34.508
12 -	36.091	23.517	59.608	72.95	0.638	11:21:34.116

BMCRC - MRO Championships 2022 - Rnd 1 @ Brands Hatch Indy

BMCRC Thunderbike Sport & Rookie Minitwins

RACE 3 - SECTOR ANALYSIS



SECTOR 1 = FL to I1, SECTOR 2 = I1 to FL, DIFF = Difference To Personal Best Lap, P = Crossed Finish Line in Pit Lane, D = Time Disallowed

P16 78 RMT		Tim FRAMPTON		Suzuki SV650 - K66			
IDEAL LAP TIME :		BEST LAP TIME : 59.209		DIFFERENCE :			
LAP	SECTOR 1	SECTOR 2	LAP TIME	MPH	DIFF	TIME OF DAY	
1 -			1:12.477	59.99	13.268	11:10:34.855	
2 -			1:01.813	70.35	2.604	11:11:36.668	
3 -			59.848	72.66	0.639	11:12:36.516	
4 -			59.563	73.00	0.354	11:13:36.079	
5 -			59.209 (1)	73.44		11:14:35.288	
6 -			1:00.426	71.96	1.217	11:15:35.714	
7 -			59.599	72.96	0.390	11:16:35.313	
8 -			59.355 (3)	73.26	0.146	11:17:34.668	
9 -			59.334 (2)	73.29	0.125	11:18:34.002	
10 -			1:00.819	71.50	1.610	11:19:34.821	
11 -			59.516	73.06	0.307	11:20:34.337	
12 -			1:00.028	72.44	0.819	11:21:34.365	

P17 138		Craig JARMIN		Suzuki SV650 - SK PreP			
IDEAL LAP TIME : 59.892		BEST LAP TIME : 1:00.168		DIFFERENCE : 0.276			
LAP	SECTOR 1	SECTOR 2	LAP TIME	MPH	DIFF	TIME OF DAY	
1 -		24.824	1:11.480	60.83	11.312	11:10:33.858	
2 -	37.133	24.381	1:01.514	70.69	1.346	11:11:35.372	
3 -	36.906	24.778	1:01.684	70.49	1.516	11:12:37.056	
4 -	36.227	23.996	1:00.223 (3)	72.20	0.055	11:13:37.279	
5 -	36.558	23.820	1:00.378	72.02	0.210	11:14:37.657	
6 -	36.503	23.665	1:00.168 (1)	72.27		11:15:37.825	
7 -	37.267	24.004	1:01.271	70.97	1.103	11:16:39.096	
8 -	36.419	23.879	1:00.298	72.11	0.130	11:17:39.394	
9 -	36.574	23.944	1:00.518	71.85	0.350	11:18:39.912	
10 -	36.895	24.041	1:00.936	71.36	0.768	11:19:40.848	
11 -	37.180	24.031	1:01.211	71.04	1.043	11:20:42.059	
12 -	36.514	23.700	1:00.214 (2)	72.21	0.046	11:21:42.273	

P18 627 RMT		Aaron MONK		Suzuki SV650 - flyaspitfire.co.uk			
IDEAL LAP TIME : 59.364		BEST LAP TIME : 59.424		DIFFERENCE : 0.060			
LAP	SECTOR 1	SECTOR 2	LAP TIME	MPH	DIFF	TIME OF DAY	
1 -		25.885	1:14.380	58.46	14.956	11:10:36.758	
2 -	37.855	24.375	1:02.230	69.87	2.806	11:11:38.988	
3 -	36.955	24.334	1:01.289	70.95	1.865	11:12:40.277	
4 -	37.570	24.862	1:02.432	69.65	3.008	11:13:42.709	
5 -	36.826	24.068	1:00.894	71.41	1.470	11:14:43.603	
6 -	37.088	24.664	1:01.752	70.42	2.328	11:15:45.355	
7 -	37.782	24.217	1:01.999	70.13	2.575	11:16:47.354	
8 -	36.306	23.943	1:00.249	72.17	0.825	11:17:47.603	
9 -	36.102	23.955	1:00.057 (3)	72.40	0.633	11:18:47.660	
10 -	36.436	23.790	1:00.226	72.20	0.802	11:19:47.886	
11 -	35.877	23.547	59.424 (1)	73.17		11:20:47.310	
12 -	35.817	23.612	59.429 (2)	73.17	0.005	11:21:46.739	

BMCRC - MRO Championships 2022 - Rnd 1 @ Brands Hatch Indy

BMCRC Thunderbike Sport & Rookie Minitwins

RACE 3 - SECTOR ANALYSIS



SECTOR 1 = FL to I1, SECTOR 2 = I1 to FL, DIFF = Difference To Personal Best Lap, P = Crossed Finish Line in Pit Lane, D = Time Disallowed

P19 117 RMT Brandon WRIGHT			Suzuki SV650 - OneEliquids.com			
IDEAL LAP TIME : 59.083		BEST LAP TIME : 59.083		DIFFERENCE : 0.000		
LAP	SECTOR 1	SECTOR 2	LAP TIME	MPH	DIFF	TIME OF DAY
1 -		25.670	1:13.854	58.88	14.771	11:10:36.232
2 -	37.786	24.392	1:02.178	69.93	3.095	11:11:38.410
3 -	36.928	24.706	1:01.634	70.55	2.551	11:12:40.044
4 -	37.592	24.532	1:02.124	69.99	3.041	11:13:42.168
5 -	37.079	24.132	1:01.211	71.04	2.128	11:14:43.379
6 -	37.496	24.728	1:02.224	69.88	3.141	11:15:45.603
7 -	37.203	24.346	1:01.549	70.65	2.466	11:16:47.152
8 -	36.926	24.131	1:01.057	71.22	1.974	11:17:48.209
9 -	35.970	23.594	59.564 (2)	73.00	0.481	11:18:47.773
10 -	36.254	23.792	1:00.046 (3)	72.42	0.963	11:19:47.819
11 -	36.108	23.978	1:00.086	72.37	1.003	11:20:47.905
12 -	35.773	23.310	59.083 (1)	73.60		11:21:46.988

P20 75 Stewart MAY			Honda CBR600F3 - Moths in the wallet			
IDEAL LAP TIME : 1:00.047		BEST LAP TIME : 1:00.254		DIFFERENCE : 0.207		
LAP	SECTOR 1	SECTOR 2	LAP TIME	MPH	DIFF	TIME OF DAY
1 -		25.173	1:12.815	59.72	12.561	11:10:35.193
2 -	38.236	24.356	1:02.592	69.47	2.338	11:11:37.785
3 -	36.962	24.542	1:01.504	70.70	1.250	11:12:39.289
4 -	37.535	24.883	1:02.418	69.66	2.164	11:13:41.707
5 -	38.719	24.306	1:03.025	68.99	2.771	11:14:44.732
6 -	37.858	24.027	1:01.885	70.26	1.631	11:15:46.617
7 -	37.111	23.725	1:00.836 (3)	71.48	0.582	11:16:47.453
8 -	36.826	24.212	1:01.038	71.24	0.784	11:17:48.491
9 -	36.322	23.932	1:00.254 (1)	72.17		11:18:48.745
10 -	36.596	24.342	1:00.938	71.36	0.684	11:19:49.683
11 -	36.636	23.923	1:00.559 (2)	71.80	0.305	11:20:50.242

P21 191 RMT Justin GRACE			Suzuki SV650 - G-Race Motorsports			
IDEAL LAP TIME : 59.721		BEST LAP TIME : 59.721		DIFFERENCE : 0.000		
LAP	SECTOR 1	SECTOR 2	LAP TIME	MPH	DIFF	TIME OF DAY
1 -		26.190	1:14.467	58.39	14.746	11:10:36.845
2 -	38.965	24.716	1:03.681	68.28	3.960	11:11:40.526
3 -	38.452	24.907	1:03.359	68.63	3.638	11:12:43.885
4 -	37.923	24.058	1:01.981 (3)	70.16	2.260	11:13:45.866
5 -	38.794	24.565	1:03.359	68.63	3.638	11:14:49.225
6 -	38.179	24.510	1:02.689	69.36	2.968	11:15:51.914
7 -	37.844	24.440	1:02.284	69.81	2.563	11:16:54.198
8 -	37.615	24.634	1:02.249	69.85	2.528	11:17:56.447
9 -	38.057	24.304	1:02.361	69.73	2.640	11:18:58.808
10 -	37.232	23.866	1:01.098 (2)	71.17	1.377	11:19:59.906
11 -	36.874	22.847	59.721 (1)	72.81		11:20:59.627

P22 52 RMT Stephen BAYLEY			Suzuki SV650 - Mander Organ Builders Racing			
IDEAL LAP TIME : 1:00.445		BEST LAP TIME : 1:01.027		DIFFERENCE : 0.582		
LAP	SECTOR 1	SECTOR 2	LAP TIME	MPH	DIFF	TIME OF DAY
1 -		26.172	1:14.855	58.09	13.828	11:10:37.233
2 -	38.810	25.309	1:04.119	67.82	3.092	11:11:41.352
3 -	37.735	25.252	1:02.987	69.03	1.960	11:12:44.339
4 -	37.712	24.561	1:02.273	69.83	1.246	11:13:46.612
5 -	37.725	24.438	1:02.163 (3)	69.95	1.136	11:14:48.775
6 -	37.968	24.724	1:02.692	69.36	1.665	11:15:51.467
7 -	37.721	24.700	1:02.421	69.66	1.394	11:16:53.888
8 -	37.546	24.832	1:02.378	69.71	1.351	11:17:56.266
9 -	37.917	24.426	1:02.343	69.75	1.316	11:18:58.609
10 -	36.631	24.458	1:01.089 (2)	71.18	0.062	11:19:59.698
11 -	37.213	23.814	1:01.027 (1)	71.25		11:21:00.725

BMCRC - MRO Championships 2022 - Rnd 1 @ Brands Hatch Indy

BMCRC Thunderbike Sport & Rookie Minitwins

RACE 3 - SECTOR ANALYSIS



SECTOR 1 = FL to I1, SECTOR 2 = I1 to FL, DIFF = Difference To Personal Best Lap, P = Crossed Finish Line in Pit Lane, D = Time Disallowed

P23 45 RMT Terence QUINCE		Suzuki SV650 -				
IDEAL LAP TIME : 1:02.241		BEST LAP TIME : 1:02.402				
		DIFFERENCE : 0.161				
LAP	SECTOR 1	SECTOR 2	LAP TIME	MPH	DIFF	TIME OF DAY
1 -		26.549	1:17.428	56.16	15.026	11:10:39.806
2 -	40.553	26.092	1:06.645	65.25	4.243	11:11:46.451
3 -	39.243	26.396	1:05.639	66.25	3.237	11:12:52.090
4 -	39.422	26.182	1:05.604	66.28	3.202	11:13:57.694
5 -	38.751	25.674	1:04.425	67.49	2.023	11:15:02.119
6 -	41.031	26.279	1:07.310	64.60	4.908	11:16:09.429
7 -	38.712	25.415	1:04.127	67.81	1.725	11:17:13.556
8 -	38.351	25.448	1:03.799 (3)	68.16	1.397	11:18:17.355
9 -	39.314	24.847	1:04.161	67.77	1.759	11:19:21.516
10 -	37.611	24.791	1:02.402 (1)	69.68		11:20:23.918
11 -	37.824	24.630	1:02.454 (2)	69.62	0.052	11:21:26.372

P24 271 Andrew BUTTERS		Honda CBR 600 FY -				
IDEAL LAP TIME : 1:02.999		BEST LAP TIME : 1:02.999				
		DIFFERENCE : 0.000				
LAP	SECTOR 1	SECTOR 2	LAP TIME	MPH	DIFF	TIME OF DAY
1 -		27.134	1:16.995	56.47	13.996	11:10:39.373
2 -	40.365	26.290	1:06.655	65.24	3.656	11:11:46.028
3 -	39.344	26.305	1:05.649	66.24	2.650	11:12:51.677
4 -	39.248	26.107	1:05.355	66.53	2.356	11:13:57.032
5 -	38.598	25.819	1:04.417	67.50	1.418	11:15:01.449
6 -	39.934	25.978	1:05.912	65.97	2.913	11:16:07.361
7 -	38.216	25.949	1:04.165 (3)	67.77	1.166	11:17:11.526
8 -	39.746	25.229	1:04.975	66.92	1.976	11:18:16.501
9 -	39.465	25.334	1:04.799	67.10	1.800	11:19:21.300
10 -	38.515	25.030	1:03.545 (2)	68.43	0.546	11:20:24.845
11 -	38.115	24.884	1:02.999 (1)	69.02		11:21:27.844

P25 77 RMT Antony BAKER		Suzuki SV650 - GTS Financial				
IDEAL LAP TIME : 1:02.962		BEST LAP TIME : 1:03.046				
		DIFFERENCE : 0.084				
LAP	SECTOR 1	SECTOR 2	LAP TIME	MPH	DIFF	TIME OF DAY
1 -		26.850	1:17.223	56.31	14.177	11:10:39.601
2 -	40.959	26.042	1:07.001	64.90	3.955	11:11:46.602
3 -	39.448	25.710	1:05.158	66.73	2.112	11:12:51.760
4 -	40.168	25.522	1:05.690	66.19	2.644	11:13:57.450
5 -	39.163	25.417	1:04.580	67.33	1.534	11:15:02.030
6 -	39.601	25.456	1:05.057	66.84	2.011	11:16:07.087
7 -	38.822	25.900	1:04.722	67.18	1.676	11:17:11.809
8 -	38.701	24.895	1:03.596 (3)	68.37	0.550	11:18:15.405
9 -	39.545	24.895	1:04.440	67.48	1.394	11:19:19.845
10 -	38.411	24.635	1:03.046 (1)	68.97		11:20:22.891
11 -	38.327	24.750	1:03.077 (2)	68.94	0.031	11:21:25.968

P26 39 RMT Daniel COVILL		Suzuki SV650 - Pirtek				
IDEAL LAP TIME : 59.198		BEST LAP TIME : 59.358				
		DIFFERENCE : 0.160				
LAP	SECTOR 1	SECTOR 2	LAP TIME	MPH	DIFF	TIME OF DAY
1 -		24.289	1:10.035	62.09	10.677	11:10:32.413
2 -	37.838	24.009	1:01.847	70.31	2.489	11:11:34.260
3 -	37.700	24.214	1:01.914	70.23	2.556	11:12:36.174
4 -	37.015	23.589	1:00.604	71.75	1.246	11:13:36.778
5 -	36.359	23.510	59.869	72.63	0.511	11:14:36.647
6 -	36.037	23.350	59.387 (2)	73.22	0.029	11:15:36.034
7 -	36.162	23.763	59.925	72.56	0.567	11:16:35.959
8 -	36.276	23.321	59.597	72.96	0.239	11:17:35.556
9 -	35.923	23.475	59.398 (3)	73.21	0.040	11:18:34.954
10 -	36.083	23.275	59.358 (1)	73.26		11:19:34.312

BMCRC - MRO Championships 2022 - Rnd 1 @ Brands Hatch Indy

BMCRC Thunderbike Sport & Rookie Minitwins

RACE 3 - SECTOR ANALYSIS



SECTOR 1 = FL to I1, SECTOR 2 = I1 to FL, DIFF = Difference To Personal Best Lap, P = Crossed Finish Line in Pit Lane, D = Time Disallowed

P27 99 RMT Roger PARKES		Suzuki SV650 - Simply Owners Ltd				
IDEAL LAP TIME : 57.281		BEST LAP TIME : 57.527		DIFFERENCE : 0.246		
LAP	SECTOR 1	SECTOR 2	LAP TIME	MPH	DIFF	TIME OF DAY
1 -		23.551	1:07.149	64.76	9.622	11:10:29.527
2 -	35.763	22.948	58.711	74.06	1.184	11:11:28.238
3 -	34.988	22.796	57.784	75.25	0.257	11:12:26.022
4 -	34.790	22.795	57.585 (2)	75.51	0.058	11:13:23.607
5 -	35.086	22.595	57.681	75.39	0.154	11:14:21.288
6 -	34.729	22.798	57.527 (1)	75.59		11:15:18.815
7 -	34.686	22.965	57.651 (3)	75.42	0.124	11:16:16.466
8 -	34.878	22.798	57.676	75.39	0.149	11:17:14.142
9 -	35.385	22.620	58.005	74.96	0.478	11:18:12.147

P28 130 RMT Vince JONES		Suzuki SV650 - Centurion Electrical				
IDEAL LAP TIME : 58.570		BEST LAP TIME : 58.570		DIFFERENCE : 0.000		
LAP	SECTOR 1	SECTOR 2	LAP TIME	MPH	DIFF	TIME OF DAY
1 -		25.949	1:15.187	57.83	16.617	11:10:37.565
2 -	38.776	24.918	1:03.694	68.27	5.124	11:11:41.259
3 -	36.053	23.573	59.626 (2)	72.93	1.056	11:12:40.885
4 -	36.771	24.079	1:00.850 (3)	71.46	2.280	11:13:41.735
5 -	35.467	23.103	58.570 (1)	74.24		11:14:40.305

P29 152 RMT Samuel DOWNES		Suzuki SV650 -				
IDEAL LAP TIME : 1:07.872		BEST LAP TIME : 1:07.872		DIFFERENCE : 0.000		
LAP	SECTOR 1	SECTOR 2	LAP TIME	MPH	DIFF	TIME OF DAY
1 -		27.623	1:19.357	54.79	11.485	11:10:41.735
2 -	42.654	27.937	1:10.591 (3)	61.60	2.719	11:11:52.326
3 -	41.727	27.057	1:08.784 (2)	63.22	0.912	11:13:01.110
4 -	41.279	26.593	1:07.872 (1)	64.07		11:14:08.982

BMCRC - MRO Championships 2022 - Rnd 1 @ Brands Hatch Indy

BMCRC Thunderbike Sport & Rookie Minitwins

RACE 3 - BEST SECTORS

SECTOR 1			SECTOR 2			IDEAL / BEST COMPARISON						
POS	NO	NAME	TIME	NO	NAME	TIME	POS	NO	NAME	IDEAL	BEST	DIFF
									PERFECT LAP	55.137		
1	48	WALLIS	33.632	828	SPENCER	21.505	1	54	JAMISON	55.748	55.822	0.074
2	54	JAMISON	33.659	624	FEDRICK	21.823	2	48	WALLIS	55.870	55.870	0.000
3	30	WADE	33.780	54	JAMISON	22.089	3	624	FEDRICK	56.049	56.049	0.000
4	624	FEDRICK	34.226	58	LAWSON	22.179	4	828	SPENCER	56.228	56.228	0.000
5	72	LAWSON	34.251	48	WALLIS	22.238	5	30	WADE	56.504	57.378	0.874
6	292	CALDWELL	34.320	49	CHAYTOR	22.326	6	72	LAWSON	56.614	56.919	0.305
7	69	RUSSO	34.560	72	LAWSON	22.363	7	292	CALDWELL	56.790	56.790	0.000
8	33	BLACKFORD	34.671	292	CALDWELL	22.470	8	58	LAWSON	56.954	57.139	0.185
9	99	PARKES	34.686	69	RUSSO	22.506	9	69	RUSSO	57.066	57.316	0.250
10	828	SPENCER	34.723	99	PARKES	22.595	10	49	CHAYTOR	57.213	57.213	0.000
11	58	LAWSON	34.775	84	BRANCO	22.682	11	99	PARKES	57.281	57.527	0.246
12	84	BRANCO	34.863	30	WADE	22.724	12	84	BRANCO	57.545	57.726	0.181
13	49	CHAYTOR	34.887	191	GRACE	22.847	13	33	BLACKFORD	58.072	58.207	0.135
14	139	MARLEY	35.027	139	MARLEY	23.065	14	139	MARLEY	58.092	58.231	0.139
15	81	MAY	35.435	130	JONES	23.103	15	130	JONES	58.570	58.570	0.000
16	91	WEST	35.452	81	MAY	23.143	16	81	MAY	58.578	58.970	0.392
17	130	JONES	35.467	39	COVILL	23.275	17	91	WEST	58.942	59.194	0.252
18	117	WRIGHT	35.773	117	WRIGHT	23.310	18	117	WRIGHT	59.083	59.083	0.000
19	627	MONK	35.817	33	BLACKFORD	23.401	19	39	COVILL	59.198	59.358	0.160
20	39	COVILL	35.923	91	WEST	23.490	20	627	MONK	59.364	59.424	0.060
21	138	JARMIN	36.227	627	MONK	23.547	21	191	GRACE	59.721	59.721	0.000
22	75	MAY	36.322	138	JARMIN	23.665	22	138	JARMIN	59.892	1:00.168	0.276
23	52	BAYLEY	36.631	75	MAY	23.725	23	75	MAY	1:00.047	1:00.254	0.207
24	191	GRACE	36.874	52	BAYLEY	23.814	24	52	BAYLEY	1:00.445	1:01.027	0.582
25	45	QUINCE	37.611	45	QUINCE	24.630	25	45	QUINCE	1:02.241	1:02.402	0.161
26	271	BUTTERS	38.115	77	BAKER	24.635	26	77	BAKER	1:02.962	1:03.046	0.084
27	77	BAKER	38.327	271	BUTTERS	24.884	27	271	BUTTERS	1:02.999	1:02.999	0.000
28	152	DOWNES	41.279	152	DOWNES	26.593	28	152	DOWNES	1:07.872	1:07.872	0.000
29							29	78	FRAMPTON		59.209	

BMCRC - MRO Championships 2022 - Rnd 1 @ Brands Hatch Indy

BMCRC Thunderbike Sport & Rookie Minitwins

RACE 3 - STATISTICS

Competitors Started 29
Planned Start 2022-03-13 @ 11:05:00.000
Actual Start 2022-03-13 @ 11:09:22.377
Finish Time 2022-03-13 @ 11:20:49.511
Track Length 1.2079mi.
Total Laps 322
Total Distance Covered 388.9584mi.

Session Fastest Lap History

NO	CL	NAME	LAP TIME	TIME OF DAY	LAP	VEHICLE
54		Adam JAMISON	57.293	11:11:23.130	2	Yamaha R6
54		Adam JAMISON	56.210	11:12:19.335	3	Yamaha R6
54		Adam JAMISON	55.845	11:13:15.180	4	Yamaha R6
54		Adam JAMISON	55.822	11:14:11.001	5	Yamaha R6

Session Leader History

NO	CL	NAME	FROM LAP	LAPS LED	DISTANCE	VEHICLE
54		Adam JAMISON	1	12	14.49 miles	Yamaha R6

Flag History

TYPE	TIME OF DAY
GREEN	11:09:22.377
FINISH	11:20:49.511

Flag Statistics

TYPE	COUNT	TOTAL LAPS	TOTAL TIME
Green	1	12	13:03.934
Red	0	0	0.000
Safety Car	0	0	0.000
FCY	0	0	0.000

BMCRC - MRO Championships 2022 - Rnd 1 @ Brands Hatch Indy

BMCRC Thunderbike Sport & Rookie Minitwins

RACE 3 - STATISTICS

CLASS :

14 Starters

Fastest Lap History

NO	NAME	LAP TIME	TIME OF DAY	LAP	VEHICLE
54	Adam JAMISON	57.293	11:11:23.130	2	Yamaha R6
54	Adam JAMISON	56.210	11:12:19.335	3	Yamaha R6
54	Adam JAMISON	55.845	11:13:15.180	4	Yamaha R6
54	Adam JAMISON	55.822	11:14:11.001	5	Yamaha R6

Leader History

NO	NAME	FROM LAP	LAPS LED	DISTANCE	VEHICLE
54	Adam JAMISON	1	12	14.49 miles	Yamaha R6

BMCRC - MRO Championships 2022 - Rnd 1 @ Brands Hatch Indy

BMCRC Thunderbike Sport & Rookie Minitwins

RACE 3 - STATISTICS

CLASS : R

2 Starters

Fastest Lap History

NO	NAME	LAP TIME	TIME OF DAY	LAP	VEHICLE
292	Tommi CALDWELL	57.708	11:11:25.898	2	Yamaha YZF-R6
292	Tommi CALDWELL	56.790	11:12:22.688	3	Yamaha YZF-R6

Leader History

NO	NAME	FROM LAP	LAPS LED	DISTANCE	VEHICLE
292	Tommi CALDWELL	1	12	14.49 miles	Yamaha YZF-R6

BMCRC - MRO Championships 2022 - Rnd 1 @ Brands Hatch Indy

BMCRC Thunderbike Sport & Rookie Minitwins

RACE 3 - STATISTICS

CLASS : RMT

13 Starters

Fastest Lap History

NO	NAME	LAP TIME	TIME OF DAY	LAP	VEHICLE
99	Roger PARKES	58.711	11:11:28.238	2	Suzuki SV650
99	Roger PARKES	57.784	11:12:26.022	3	Suzuki SV650
99	Roger PARKES	57.585	11:13:23.619	4	Suzuki SV650
99	Roger PARKES	57.527	11:15:18.827	6	Suzuki SV650

Leader History

NO	NAME	FROM LAP	LAPS LED	DISTANCE	VEHICLE
99	Roger PARKES	1	9	10.87 miles	Suzuki SV650
33	Luke BLACKFORD	10	3	3.62 miles	Suzuki SV650

BMCRC - MRO Championships 2022 - Rnd 1 @ Brands Hatch Indy

BMCRC Thunderbike Sport & Rookie Minitwins

RACE 13 - GRID (12 Laps)

ROW 12	36	119	Kevin BURTON	35	710	Ian FOSTER	34	13	Kurt KENT	
ROW 11		33	73	Vincent LEWIN	32	116	Gareth FAITH	31	68	Andrew Finlay HOWE
ROW 10	30	109	Chris CAYFORD	29	152	Samuel DOWNES	28	77	Antony BAKER	
ROW 9		27	271	Andrew BUTTERS	26	45	Terence QUINCE	25	52	Stephen BAYLEY
ROW 8	24	75	Stewart MAY	23	138	Craig JARMIN	22	191	Justin GRACE	
ROW 7		21	627	Aaron MONK	20	39	Daniel COVILL	19	78	Tim FRAMPTON
ROW 6	18	91	Ben WEST	17	117	Brandon WRIGHT	16	81	Malvern MAY	
ROW 5		15	130	Vince JONES	14	139	Rob MARLEY	13	33	Luke BLACKFORD
ROW 4	12	84	Ricardo BRANCO	11	99	Roger PARKES	10	30	Connor WADE	
ROW 3		9	69	Tony RUSSO	8	49	Oli CHAYTOR	7	58	Mark LAWSON
ROW 2	6	72	Luke LAWSON	5	292	Tommi CALDWELL	4	828	David SPENCER	
ROW 1		3	624	Matthew FEDRICK	2	48	Shaun WALLIS	1	54	Adam JAMISON
Pole										

Brands Hatch Indy: 1.2079 miles

These results are provisional until the conclusion of any judicial and technical matters.

Clerk Of Course :	Stewards :	Timekeeper : Craig Smith
-------------------	------------	--------------------------

Results can be found at www.tsl-timing.com

Printed - 11:27 Sunday, 13 March 2022



BMCRC - MRO Championships 2022 - Rnd 1 @ Brands Hatch Indy



BMCRC Thunderbike Sport & Rookie Minitwins

RACE 13 - CLASSIFICATION

POS	NO	CL	PIC NAME	ENTRY	LAPS	TIME	GAP	DIFF	MPH	BEST	ON
1	54		1 Adam JAMISON	Yamaha R6 - Team AJR	6	6:09.102			70.68	1:00.370	3
2	33	RMT	1 Luke BLACKFORD	Suzuki SV650 - Tyres4bikes	6	6:18.107	9.005	9.005	69.00	1:00.056	4
3	292	R	1 Tommi CALDWELL	Yamaha YZF-R6 - DART Motorsport	6	6:22.751	13.649	4.644	68.16	1:00.367	6
4	624		2 Matthew FEDRICK	Yamaha R6 - M.Fedrck Farriers Ltd/Palmer Race Sk	6	6:23.594	14.492	0.843	68.01	1:02.073	5
5	49		3 Oli CHAYTOR	Yamaha R6 - PearTree Racing	6	6:23.802	14.700	0.208	67.98	1:01.002	6
6	48		4 Shaun WALLIS	Yamaha R6 - MBC Despatch Racing	6	6:23.832	14.730	0.030	67.97	1:02.494	6
7	69		5 Tony RUSSO	Yamaha R6 - Wymark Lubricants	6	6:24.097	14.995	0.265	67.92	1:01.083	6
8	828		6 David SPENCER	Suzuki GSXR 600 -	6	6:24.354	15.252	0.257	67.88	1:00.022	5
9	81		7 Malvern MAY	Honda CBR600RR - IMP racing	6	6:28.882	19.780	4.528	67.09	1:01.454	5
10	84		8 Ricardo BRANCO	Yamaha R6 - IMP Racing	6	6:35.620	26.518	6.738	65.95	1:01.907	6
11	139		9 Rob MARLEY	Honda CBR600F3 - PearTree Racing	6	6:37.255	28.153	1.635	65.67	1:03.708	6
12	58		10 Mark LAWSON	Honda CBR - Crawford's metal detectors	6	6:38.181	29.079	0.926	65.52	1:02.461	6
13	72	R	2 Luke LAWSON	Yamaha R6 - Lpl plastering and maintenance	6	6:38.401	29.299	0.220	65.49	1:03.523	6
14	627	RMT	2 Aaron MONK	Suzuki SV650 - flyaspitfire.co.uk	6	6:38.654	29.552	0.253	65.44	1:02.988	6
15	116		11 Gareth FAITH	Suzuki SV650 - Sitramoto	6	6:39.244	30.142	0.590	65.35	1:03.560	5
16	117	RMT	3 Brandon WRIGHT	Suzuki SV650 - OneEliquids.com	6	6:40.271	31.169	1.027	65.18	1:03.612	4
17	138		12 Craig JARMIN	Suzuki SV650 - SK PreP	6	6:40.716	31.614	0.445	65.11	1:02.874	6
18	130	RMT	4 Vince JONES	Suzuki SV650 - Centurion Electrical	6	6:40.967	31.865	0.251	65.07	1:03.844	6
19	75		13 Stewart MAY	Honda CBR600F3 - Moths in the wallet	6	6:42.072	32.970	1.105	64.89	1:02.904	6
20	191	RMT	5 Justin GRACE	Suzuki SV650 - G-Race Motorsports	6	6:42.419	33.317	0.347	64.83	1:01.988	6
21	78*	RMT	6 Tim FRAMPTON	Suzuki SV650 - K66	6	6:44.338	35.236	1.919	64.52	1:01.968	5
22	52	RMT	7 Stephen BAYLEY	Suzuki SV650 - Mander Organ Builders Racing	6	6:44.732	35.630	0.394	64.46	1:04.675	6
23	271		14 Andrew BUTTERS	Honda CBR 600 FY -	6	7:09.694	1:00.592	24.962	60.72	1:06.826	6
24	45	RMT	8 Terence QUINCE	Suzuki SV650 -	6	7:10.011	1:00.909	0.317	60.67	1:06.711	6
25	152	RMT	9 Samuel DOWNES	Suzuki SV650 -	6	7:17.700	1:08.598	7.689	59.61	1:10.418	6

NOT CLASSIFIED

DNF	91	RMT	Ben WEST	Suzuki SV650 - RV2 power	3	3:19.733	3 Laps	3 Laps	65.31	1:03.144	2
DNF	39	RMT	Daniel COVILL	Suzuki SV650 - Pirtek	2	2:19.884	4 Laps	1 Lap	62.17	1:04.962	2
DNF	99	RMT	Roger PARKES	Suzuki SV650 - Simply Owners Ltd	0						

FASTEST LAP

828			David SPENCER	Suzuki GSXR 600 -	5	1:00.022		72.45 mph	116.59 kph
33	RMT		Luke BLACKFORD	Suzuki SV650 - Tyres4bikes	4	1:00.056		72.40 mph	116.53 kph
292	R		Tommi CALDWELL	Yamaha YZF-R6 - DART Motorsport	6	1:00.367		72.03 mph	115.93 kph

* Bike 78 - 10 second penalty - yellow flag infringement

Class - 92.5% of Race Speed = 65.37 mph
 Class RMT - 92.5% of Race Speed = 63.82 mph
 Class R - 92.5% of Race Speed = 63.04 mph

Weather / Track : Cloudy / Wet

These results are provisional until the conclusion of any judicial and technical matters.

Race Distance: 6 Laps / 7.24 miles

Brands Hatch Indy: 1.2079 miles

Date: 13/03/2022 Start: 16:03 Finish: 16:09

Clerk Of Course :	Stewards :	Timekeeper : Craig Smith
-------------------	------------	--------------------------

Results can be found at www.tsl-timing.com

Printed - 16:13 Sunday, 13 March 2022



BMCRC - MRO Championships 2022 - Rnd 1 @ Brands Hatch Indy

BMCRC Thunderbike Sport & Rookie Minitwins

RACE 13 - LAP CHART

LAP 1 @ 16:04:29.883

NO	BEHIND	LAP TIME
54		1:05.696
48	1.921	1:07.617
624	3.585	1:09.281
292	5.370	1:11.066
828	6.309	1:12.005
49	6.436	1:12.132
72	6.973	1:12.669
139	7.134	1:12.830
69	7.414	1:13.110
91	7.656	1:13.352
33	7.681	1:13.377
130	8.236	1:13.932
81	8.646	1:14.342
39	9.226	1:14.922
58	9.328	1:15.024
84	9.470	1:15.166
138	9.619	1:15.315
78	10.063	1:15.759
117	10.301	1:15.997
75	10.524	1:16.220
191	10.599	1:16.295
627	10.687	1:16.383
116	10.807	1:16.503
52	12.093	1:17.789
271	14.480	1:20.176
45	15.803	1:21.499
152	16.871	1:22.567

LAP 2 @ 16:05:30.254

NO	BEHIND	LAP TIME
54		1:00.371
48	4.964	1:03.414
624	7.320	1:04.106
33	9.504	1:02.194
292	9.669	1:04.670
49	10.345	1:04.280
91	10.429	1:03.144
828	11.387	1:05.449
69	12.360	1:05.317
139	13.078	1:06.315
72	13.440	1:06.838
39	13.817	1:04.962
81	13.948	1:05.673
130	14.950	1:07.085
84	15.719	1:06.620
58	15.792	1:06.835
78	16.397	1:06.705
138	16.866	1:07.618
117	16.991	1:07.061
75	17.077	1:06.924
116	17.103	1:06.667
627	17.323	1:07.007
191	17.614	1:07.386
52	18.135	1:06.413
271	25.853	1:11.744
45	26.302	1:10.870
152	27.983	1:11.483

LAP 3 @ 16:06:30.624

NO	BEHIND	LAP TIME
54		1:00.370
48	8.536	1:03.942

624	9.298	1:02.348
33	9.775	1:00.641
292	12.670	1:03.371
49	12.858	1:02.883
828	13.158	1:02.141
91	13.296	1:03.237
69	13.612	1:01.622
81	15.829	1:02.251
139	18.821	1:06.113
72	19.201	1:06.131
84	20.326	1:04.977
130	20.762	1:06.182
78	20.995	1:04.968
116	21.273	1:04.540
117	21.303	1:04.682
58	21.576	1:06.154
627	21.946	1:04.993
75	22.989	1:06.282
138	23.064	1:06.568
191	23.386	1:06.142
52	23.851	1:06.086
271	36.556	1:11.073
45	36.829	1:10.897
152	39.209	1:11.596

LAP 4 @ 16:07:31.424

NO	BEHIND	LAP TIME
54		1:00.800
33	9.031	1:00.056
48	11.414	1:03.678
624	11.442	1:02.944
292	14.116	1:02.246
49	14.206	1:02.148
69	14.629	1:01.817
828	15.830	1:03.472
81	17.192	1:02.163
139	22.208	1:04.187
78	22.968	1:02.773
72	23.196	1:04.795
84	23.279	1:03.753
117	24.115	1:03.612
116	24.357	1:03.884
627	24.889	1:03.743
130	24.998	1:05.036
58	25.720	1:04.944
138	26.768	1:04.504
75	28.070	1:05.881
52	28.105	1:05.054
191	28.251	1:05.665
271	46.225	1:10.469
45	46.699	1:10.670
152	49.441	1:11.032

LAP 5 @ 16:08:32.539

NO	BEHIND	LAP TIME
54		1:01.115
33	8.694	1:00.778
624	12.400	1:02.073
48	12.986	1:02.687
292	14.032	1:01.031
49	14.448	1:01.357
69	14.662	1:01.148
828	14.737	1:00.022
81	17.531	1:01.454
78	23.821	1:01.968

139	25.195	1:04.102
84	25.361	1:03.197
72	26.526	1:04.445
116	26.802	1:03.560
117	27.031	1:04.031
627	27.314	1:03.540
58	27.368	1:02.763
130	28.771	1:04.888
138	29.490	1:03.837
75	30.816	1:03.861
52	31.705	1:04.715
191	32.079	1:04.943
271	54.516	1:09.406
45	54.948	1:09.364
152	58.930	1:10.604

LAP 6 @ 16:09:33.289

NO	BEHIND	LAP TIME
54		1:00.750
33	9.005	1:01.061
292	13.649	1:00.367
624	14.492	1:02.842
49	14.700	1:01.002
48	14.730	1:02.494
69	14.995	1:01.083
828	15.252	1:01.265
81	19.780	1:02.999
78	25.236	1:02.165
84	26.518	1:01.907
139	28.153	1:03.708
58	29.079	1:02.461
72	29.299	1:03.523
627	29.552	1:02.988
116	30.142	1:04.090
117	31.169	1:04.888
138	31.614	1:02.874
130	31.865	1:03.844
75	32.970	1:02.904
191	33.317	1:01.988
52	35.630	1:04.675
271	1:00.592	1:06.826
45	1:00.909	1:06.711
152	1:08.598	1:10.418

BMCRRC - MRO Championships 2022 - Rnd 1 @ Brands Hatch Indy

BMCRRC Thunderbike Sport & Rookie Minitwins

RACE 13 - SECTOR ANALYSIS



SECTOR 1 = FL to I1, SECTOR 2 = I1 to FL, DIFF = Difference To Personal Best Lap, P = Crossed Finish Line in Pit Lane, D = Time Disallowed

P1 54 Adam JAMISON		Yamaha R6 - Team AJR				
IDEAL LAP TIME : 1:00.022		BEST LAP TIME : 1:00.370				
		DIFFERENCE : 0.348				
LAP	SECTOR 1	SECTOR 2	LAP TIME	MPH	DIFF	TIME OF DAY
1 -		24.125	1:05.696	66.19	5.326	16:04:29.883
2 -	36.680	23.691	1:00.371 (2)	72.03	0.001	16:05:30.254
3 -	36.331	24.039	1:00.370 (1)	72.03		16:06:30.624
4 -	36.637	24.163	1:00.800	71.52	0.430	16:07:31.424
5 -	36.877	24.238	1:01.115	71.15	0.745	16:08:32.539
6 -	36.692	24.058	1:00.750 (3)	71.58	0.380	16:09:33.289

P2 33 RMT Luke BLACKFORD		Suzuki SV650 - Tyres4bikes				
IDEAL LAP TIME : 59.925		BEST LAP TIME : 1:00.056				
		DIFFERENCE : 0.131				
LAP	SECTOR 1	SECTOR 2	LAP TIME	MPH	DIFF	TIME OF DAY
1 -		26.025	1:13.377	59.26	13.321	16:04:37.564
2 -	38.001	24.193	1:02.194	69.91	2.138	16:05:39.758
3 -	36.105	24.536	1:00.641 (2)	71.71	0.585	16:06:40.399
4 -	36.081	23.975	1:00.056 (1)	72.40		16:07:40.455
5 -	36.934	23.844	1:00.778 (3)	71.54	0.722	16:08:41.233
6 -	36.631	24.430	1:01.061	71.21	1.005	16:09:42.294

P3 292 R Tommi CALDWELL		Yamaha YZF-R6 - DART Motorsport				
IDEAL LAP TIME : 1:00.367		BEST LAP TIME : 1:00.367				
		DIFFERENCE : 0.000				
LAP	SECTOR 1	SECTOR 2	LAP TIME	MPH	DIFF	TIME OF DAY
1 -		25.509	1:11.066	61.19	10.699	16:04:35.253
2 -	39.205	25.465	1:04.670	67.24	4.303	16:05:39.923
3 -	37.974	25.397	1:03.371	68.62	3.004	16:06:43.294
4 -	37.725	24.521	1:02.246 (3)	69.86	1.879	16:07:45.540
5 -	36.694	24.337	1:01.031 (2)	71.25	0.664	16:08:46.571
6 -	36.433	23.934	1:00.367 (1)	72.03		16:09:46.938

P4 624 Matthew FEDRICK		Yamaha R6 - M.Fedrick Farriers Ltd/Palmer Race Skool				
IDEAL LAP TIME : 1:01.727		BEST LAP TIME : 1:02.073				
		DIFFERENCE : 0.346				
LAP	SECTOR 1	SECTOR 2	LAP TIME	MPH	DIFF	TIME OF DAY
1 -		24.912	1:09.281	62.76	7.208	16:04:33.468
2 -	39.201	24.905	1:04.106	67.83	2.033	16:05:37.574
3 -	37.775	24.573	1:02.348 (2)	69.74	0.275	16:06:39.922
4 -	38.314	24.630	1:02.944	69.08	0.871	16:07:42.866
5 -	37.470	24.603	1:02.073 (1)	70.05		16:08:44.939
6 -	38.585	24.257	1:02.842 (3)	69.19	0.769	16:09:47.781

P5 49 Oli CHAYTOR		Yamaha R6 - PearTree Racing				
IDEAL LAP TIME : 1:00.959		BEST LAP TIME : 1:01.002				
		DIFFERENCE : 0.043				
LAP	SECTOR 1	SECTOR 2	LAP TIME	MPH	DIFF	TIME OF DAY
1 -		26.036	1:12.132	60.28	11.130	16:04:36.319
2 -	39.509	24.771	1:04.280	67.65	3.278	16:05:40.599
3 -	38.252	24.631	1:02.883	69.15	1.881	16:06:43.482
4 -	37.995	24.153	1:02.148 (3)	69.97	1.146	16:07:45.630
5 -	37.163	24.194	1:01.357 (2)	70.87	0.355	16:08:46.987
6 -	37.206	23.796	1:01.002 (1)	71.28		16:09:47.989

P6 48 Shaun WALLIS		Yamaha R6 - MBC Despatch Racing				
IDEAL LAP TIME : 1:01.970		BEST LAP TIME : 1:02.494				
		DIFFERENCE : 0.524				
LAP	SECTOR 1	SECTOR 2	LAP TIME	MPH	DIFF	TIME OF DAY
1 -		25.194	1:07.617	64.31	5.123	16:04:31.804
2 -	38.043	25.371	1:03.414 (3)	68.57	0.920	16:05:35.218
3 -	38.297	25.645	1:03.942	68.00	1.448	16:06:39.160
4 -	38.156	25.522	1:03.678	68.29	1.184	16:07:42.838
5 -	37.765	24.922	1:02.687 (2)	69.37	0.193	16:08:45.525
6 -	38.289	24.205	1:02.494 (1)	69.58		16:09:48.019

BMCRRC - MRO Championships 2022 - Rnd 1 @ Brands Hatch Indy

BMCRRC Thunderbike Sport & Rookie Minitwins

RACE 13 - SECTOR ANALYSIS



SECTOR 1 = FL to I1, SECTOR 2 = I1 to FL, DIFF = Difference To Personal Best Lap, P = Crossed Finish Line in Pit Lane, D = Time Disallowed

P7 69		Tony RUSSO		Yamaha R6 - Wymark Lubricants		
IDEAL LAP TIME : 1:00.676		BEST LAP TIME : 1:01.083		DIFFERENCE : 0.407		
LAP	SECTOR 1	SECTOR 2	LAP TIME	MPH	DIFF	TIME OF DAY
1 -		26.208	1:13.110	59.47	12.027	16:04:37.297
2 -	40.501	24.816	1:05.317	66.57	4.234	16:05:42.614
3 -	37.929	23.693	1:01.622 (3)	70.56	0.539	16:06:44.236
4 -	38.026	23.791	1:01.817	70.34	0.734	16:07:46.053
5 -	36.983	24.165	1:01.148 (2)	71.11	0.065	16:08:47.201
6 -	37.385	23.698	1:01.083 (1)	71.19		16:09:48.284

P8 828		David SPENCER		Suzuki GSXR 600 -		
IDEAL LAP TIME : 1:00.022		BEST LAP TIME : 1:00.022		DIFFERENCE : 0.000		
LAP	SECTOR 1	SECTOR 2	LAP TIME	MPH	DIFF	TIME OF DAY
1 -		26.005	1:12.005	60.39	11.983	16:04:36.192
2 -	40.962	24.487	1:05.449	66.44	5.427	16:05:41.641
3 -	38.303	23.838	1:02.141 (3)	69.97	2.119	16:06:43.782
4 -	38.673	24.799	1:03.472	68.51	3.450	16:07:47.254
5 -	36.708	23.314	1:00.022 (1)	72.45		16:08:47.276
6 -	37.549	23.716	1:01.265 (2)	70.98	1.243	16:09:48.541

P9 81		Malvern MAY		Honda CBR600RR - IMP racing		
IDEAL LAP TIME : 1:01.454		BEST LAP TIME : 1:01.454		DIFFERENCE : 0.000		
LAP	SECTOR 1	SECTOR 2	LAP TIME	MPH	DIFF	TIME OF DAY
1 -		26.543	1:14.342	58.49	12.888	16:04:38.529
2 -	39.853	25.820	1:05.673	66.21	4.219	16:05:44.202
3 -	37.471	24.780	1:02.251 (3)	69.85	0.797	16:06:46.453
4 -	37.029	25.134	1:02.163 (2)	69.95	0.709	16:07:48.616
5 -	36.701	24.753	1:01.454 (1)	70.76		16:08:50.070
6 -	37.487	25.512	1:02.999	69.02	1.545	16:09:53.069

P10 84		Ricardo BRANCO		Yamaha R6 - IMP Racing		
IDEAL LAP TIME : 1:01.907		BEST LAP TIME : 1:01.907		DIFFERENCE : 0.000		
LAP	SECTOR 1	SECTOR 2	LAP TIME	MPH	DIFF	TIME OF DAY
1 -		26.142	1:15.166	57.85	13.259	16:04:39.353
2 -	40.543	26.077	1:06.620	65.27	4.713	16:05:45.973
3 -	39.391	25.586	1:04.977	66.92	3.070	16:06:50.950
4 -	38.650	25.103	1:03.753 (3)	68.21	1.846	16:07:54.703
5 -	38.106	25.091	1:03.197 (2)	68.81	1.290	16:08:57.900
6 -	37.556	24.351	1:01.907 (1)	70.24		16:09:59.807

P11 139		Rob MARLEY		Honda CBR600F3 - PearTree Racing		
IDEAL LAP TIME : 1:03.708		BEST LAP TIME : 1:03.708		DIFFERENCE : 0.000		
LAP	SECTOR 1	SECTOR 2	LAP TIME	MPH	DIFF	TIME OF DAY
1 -		26.249	1:12.830	59.70	9.122	16:04:37.017
2 -	40.559	25.756	1:06.315	65.57	2.607	16:05:43.332
3 -	40.077	26.036	1:06.113	65.77	2.405	16:06:49.445
4 -	38.829	25.358	1:04.187 (3)	67.74	0.479	16:07:53.632
5 -	38.896	25.206	1:04.102 (2)	67.83	0.394	16:08:57.734
6 -	38.758	24.950	1:03.708 (1)	68.25		16:10:01.442

P12 58		Mark LAWSON		Honda CBR - Crawfords metal detectors		
IDEAL LAP TIME : 1:02.461		BEST LAP TIME : 1:02.461		DIFFERENCE : 0.000		
LAP	SECTOR 1	SECTOR 2	LAP TIME	MPH	DIFF	TIME OF DAY
1 -		26.847	1:15.024	57.96	12.563	16:04:39.211
2 -	40.867	25.968	1:06.835	65.06	4.374	16:05:46.046
3 -	40.467	25.687	1:06.154	65.73	3.693	16:06:52.200
4 -	39.683	25.261	1:04.944 (3)	66.95	2.483	16:07:57.144
5 -	37.890	24.873	1:02.763 (2)	69.28	0.302	16:08:59.907
6 -	37.800	24.661	1:02.461 (1)	69.62		16:10:02.368

BMCRC - MRO Championships 2022 - Rnd 1 @ Brands Hatch Indy

BMCRC Thunderbike Sport & Rookie Minitwins

RACE 13 - SECTOR ANALYSIS



SECTOR 1 = FL to I1, SECTOR 2 = I1 to FL, DIFF = Difference To Personal Best Lap, P = Crossed Finish Line in Pit Lane, D = Time Disallowed

P13 72 R		Luke LAWSON		Yamaha R6 - Lpl plastering and maintenance			
IDEAL LAP TIME : 1:03.523		BEST LAP TIME : 1:03.523		DIFFERENCE : 0.000			
LAP	SECTOR 1	SECTOR 2	LAP TIME	MPH	DIFF	TIME OF DAY	
1 -		26.297	1:12.669	59.84	9.146	16:04:36.856	
2 -	41.220	25.618	1:06.838	65.06	3.315	16:05:43.694	
3 -	40.006	26.125	1:06.131	65.75	2.608	16:06:49.825	
4 -	38.836	25.959	1:04.795 (3)	67.11	1.272	16:07:54.620	
5 -	38.912	25.533	1:04.445 (2)	67.47	0.922	16:08:59.065	
6 -	38.246	25.277	1:03.523 (1)	68.45		16:10:02.588	

P14 627 RMT		Aaron MONK		Suzuki SV650 - flyaspitfire.co.uk			
IDEAL LAP TIME : 1:02.754		BEST LAP TIME : 1:02.988		DIFFERENCE : 0.234			
LAP	SECTOR 1	SECTOR 2	LAP TIME	MPH	DIFF	TIME OF DAY	
1 -		26.410	1:16.383	56.93	13.395	16:04:40.570	
2 -	41.043	25.964	1:07.007	64.89	4.019	16:05:47.577	
3 -	39.235	25.758	1:04.993	66.90	2.005	16:06:52.570	
4 -	39.140	24.603	1:03.743 (3)	68.22	0.755	16:07:56.313	
5 -	38.407	25.133	1:03.540 (2)	68.43	0.552	16:08:59.853	
6 -	38.641	24.347	1:02.988 (1)	69.03		16:10:02.841	

P15 116		Gareth FAITH		Suzuki SV650 - Sitramoto			
IDEAL LAP TIME : 1:03.379		BEST LAP TIME : 1:03.560		DIFFERENCE : 0.181			
LAP	SECTOR 1	SECTOR 2	LAP TIME	MPH	DIFF	TIME OF DAY	
1 -		26.181	1:16.503	56.84	12.943	16:04:40.690	
2 -	41.261	25.406	1:06.667	65.22	3.107	16:05:47.357	
3 -	39.615	24.925	1:04.540	67.37	0.980	16:06:51.897	
4 -	39.254	24.630	1:03.884 (2)	68.07	0.324	16:07:55.781	
5 -	38.849	24.711	1:03.560 (1)	68.41		16:08:59.341	
6 -	39.560	24.530	1:04.090 (3)	67.85	0.530	16:10:03.431	

P16 117 RMT		Brandon WRIGHT		Suzuki SV650 - OneEliquids.com			
IDEAL LAP TIME : 1:03.604		BEST LAP TIME : 1:03.612		DIFFERENCE : 0.008			
LAP	SECTOR 1	SECTOR 2	LAP TIME	MPH	DIFF	TIME OF DAY	
1 -		26.630	1:15.997	57.22	12.385	16:04:40.184	
2 -	40.602	26.459	1:07.061	64.84	3.449	16:05:47.245	
3 -	38.886	25.796	1:04.682 (3)	67.23	1.070	16:06:51.927	
4 -	38.191	25.421	1:03.612 (1)	68.36		16:07:55.539	
5 -	38.595	25.436	1:04.031 (2)	67.91	0.419	16:08:59.570	
6 -	39.475	25.413	1:04.888	67.01	1.276	16:10:04.458	

P17 138		Craig JARMIN		Suzuki SV650 - SK PreP			
IDEAL LAP TIME : 1:02.874		BEST LAP TIME : 1:02.874		DIFFERENCE : 0.000			
LAP	SECTOR 1	SECTOR 2	LAP TIME	MPH	DIFF	TIME OF DAY	
1 -		26.858	1:15.315	57.73	12.441	16:04:39.502	
2 -	40.724	26.894	1:07.618	64.31	4.744	16:05:47.120	
3 -	40.121	26.447	1:06.568	65.32	3.694	16:06:53.688	
4 -	38.508	25.996	1:04.504 (3)	67.41	1.630	16:07:58.192	
5 -	38.353	25.484	1:03.837 (2)	68.12	0.963	16:09:02.029	
6 -	37.948	24.926	1:02.874 (1)	69.16		16:10:04.903	

P18 130 RMT		Vince JONES		Suzuki SV650 - Centurion Electrical			
IDEAL LAP TIME : 1:03.744		BEST LAP TIME : 1:03.844		DIFFERENCE : 0.100			
LAP	SECTOR 1	SECTOR 2	LAP TIME	MPH	DIFF	TIME OF DAY	
1 -		26.750	1:13.932	58.81	10.088	16:04:38.119	
2 -	40.892	26.193	1:07.085	64.82	3.241	16:05:45.204	
3 -	39.274	26.908	1:06.182	65.70	2.338	16:06:51.386	
4 -	38.907	26.129	1:05.036 (3)	66.86	1.192	16:07:56.422	
5 -	39.414	25.474	1:04.888 (2)	67.01	1.044	16:09:01.310	
6 -	38.270	25.574	1:03.844 (1)	68.11		16:10:05.154	

BMCRC - MRO Championships 2022 - Rnd 1 @ Brands Hatch Indy

BMCRC Thunderbike Sport & Rookie Minitwins

RACE 13 - SECTOR ANALYSIS



SECTOR 1 = FL to I1, SECTOR 2 = I1 to FL, DIFF = Difference To Personal Best Lap, P = Crossed Finish Line in Pit Lane, D = Time Disallowed

P19 75		Stewart MAY		Honda CBR600F3 - Moths in the wallet		
IDEAL LAP TIME : 1:02.904		BEST LAP TIME : 1:02.904		DIFFERENCE : 0.000		
LAP	SECTOR 1	SECTOR 2	LAP TIME	MPH	DIFF	TIME OF DAY
1 -		26.381	1:16.220	57.05	13.316	16:04:40.407
2 -	40.656	26.268	1:06.924	64.97	4.020	16:05:47.331
3 -	40.400	25.882	1:06.282	65.60	3.378	16:06:53.613
4 -	39.591	26.290	1:05.881 (3)	66.00	2.977	16:07:59.494
5 -	38.542	25.319	1:03.861 (2)	68.09	0.957	16:09:03.355
6 -	38.269	24.635	1:02.904 (1)	69.13		16:10:06.259

P20 191 RMT		Justin GRACE		Suzuki SV650 - G-Race Motorsports		
IDEAL LAP TIME : 1:01.988		BEST LAP TIME : 1:01.988		DIFFERENCE : 0.000		
LAP	SECTOR 1	SECTOR 2	LAP TIME	MPH	DIFF	TIME OF DAY
1 -		26.691	1:16.295	56.99	14.307	16:04:40.482
2 -	40.836	26.550	1:07.386	64.53	5.398	16:05:47.868
3 -	40.094	26.048	1:06.142	65.74	4.154	16:06:54.010
4 -	39.849	25.816	1:05.665 (3)	66.22	3.677	16:07:59.675
5 -	38.824	26.119	1:04.943 (2)	66.96	2.955	16:09:04.618
6 -	38.055	23.933	1:01.988 (1)	70.15		16:10:06.606

P21 78 RMT		Tim FRAMPTON		Suzuki SV650 - K66		
IDEAL LAP TIME : 1:01.772		BEST LAP TIME : 1:01.968		DIFFERENCE : 0.196		
LAP	SECTOR 1	SECTOR 2	LAP TIME	MPH	DIFF	TIME OF DAY
1 -		27.008	1:15.759	57.39	13.791	16:04:39.946
2 -	40.694	26.011	1:06.705	65.19	4.737	16:05:46.651
3 -	39.238	25.730	1:04.968	66.93	3.000	16:06:51.619
4 -	37.601	25.172	1:02.773 (3)	69.27	0.805	16:07:54.392
5 -	37.325	24.643	1:01.968 (1)	70.17		16:08:56.360
6 -	37.129	25.036	1:02.165 (2)	69.95	0.197	16:09:58.525

P22 52 RMT		Stephen BAYLEY		Suzuki SV650 - Mander Organ Builders Racing		
IDEAL LAP TIME : 1:04.351		BEST LAP TIME : 1:04.675		DIFFERENCE : 0.324		
LAP	SECTOR 1	SECTOR 2	LAP TIME	MPH	DIFF	TIME OF DAY
1 -		27.269	1:17.789	55.90	13.114	16:04:41.976
2 -	40.102	26.311	1:06.413	65.47	1.738	16:05:48.389
3 -	39.736	26.350	1:06.086	65.80	1.411	16:06:54.475
4 -	38.940	26.114	1:05.054 (3)	66.84	0.379	16:07:59.529
5 -	38.770	25.945	1:04.715 (2)	67.19	0.040	16:09:04.244
6 -	38.406	26.269	1:04.675 (1)	67.23		16:10:08.919

P23 271		Andrew BUTTERS		Honda CBR 600 FY -		
IDEAL LAP TIME : 1:06.826		BEST LAP TIME : 1:06.826		DIFFERENCE : 0.000		
LAP	SECTOR 1	SECTOR 2	LAP TIME	MPH	DIFF	TIME OF DAY
1 -		28.484	1:20.176	54.23	13.350	16:04:44.363
2 -	43.142	28.602	1:11.744	60.61	4.918	16:05:56.107
3 -	42.258	28.815	1:11.073	61.18	4.247	16:07:07.180
4 -	42.395	28.074	1:10.469 (3)	61.70	3.643	16:08:17.649
5 -	41.734	27.672	1:09.406 (2)	62.65	2.580	16:09:27.055
6 -	40.294	26.532	1:06.826 (1)	65.07		16:10:33.881

P24 45 RMT		Terence QUINCE		Suzuki SV650 -		
IDEAL LAP TIME : 1:06.711		BEST LAP TIME : 1:06.711		DIFFERENCE : 0.000		
LAP	SECTOR 1	SECTOR 2	LAP TIME	MPH	DIFF	TIME OF DAY
1 -		29.101	1:21.499	53.35	14.788	16:04:45.686
2 -	42.580	28.290	1:10.870	61.36	4.159	16:05:56.556
3 -	42.312	28.585	1:10.897	61.33	4.186	16:07:07.453
4 -	42.287	28.383	1:10.670 (3)	61.53	3.959	16:08:18.123
5 -	41.976	27.388	1:09.364 (2)	62.69	2.653	16:09:27.487
6 -	40.568	26.143	1:06.711 (1)	65.18		16:10:34.198

BMCRC - MRO Championships 2022 - Rnd 1 @ Brands Hatch Indy

BMCRC Thunderbike Sport & Rookie Minitwins

RACE 13 - SECTOR ANALYSIS



SECTOR 1 = FL to I1, SECTOR 2 = I1 to FL, DIFF = Difference To Personal Best Lap, P = Crossed Finish Line in Pit Lane, D = Time Disallowed

P25		152 RMT		Samuel DOWNES		Suzuki SV650 -	
IDEAL LAP TIME : 1:09.673		BEST LAP TIME : 1:10.418		DIFFERENCE : 0.745			
LAP	SECTOR 1	SECTOR 2	LAP TIME	MPH	DIFF	TIME OF DAY	
1 -		28.676	1:22.567	52.66	12.149	16:04:46.754	
2 -	43.785	27.698	1:11.483	60.83	1.065	16:05:58.237	
3 -	43.070	28.526	1:11.596	60.73	1.178	16:07:09.833	
4 -	43.312	27.720	1:11.032 (3)	61.22	0.614	16:08:20.865	
5 -	43.393	27.211	1:10.604 (2)	61.59	0.186	16:09:31.469	
6 -	42.462	27.956	1:10.418 (1)	61.75		16:10:41.887	

P26		91 RMT		Ben WEST		Suzuki SV650 - RV2 power	
IDEAL LAP TIME : 1:02.541		BEST LAP TIME : 1:03.144		DIFFERENCE : 0.603			
LAP	SECTOR 1	SECTOR 2	LAP TIME	MPH	DIFF	TIME OF DAY	
1 -		25.749	1:13.352	59.28	10.208	16:04:37.539	
2 -	38.542	24.602	1:03.144 (1)	68.86		16:05:40.683	
3 -	38.376	24.861	1:03.237 (2)	68.76	0.093	16:06:43.920	

P27		39 RMT		Daniel COVILL		Suzuki SV650 - Pirtek	
IDEAL LAP TIME : 1:04.326		BEST LAP TIME : 1:04.962		DIFFERENCE : 0.636			
LAP	SECTOR 1	SECTOR 2	LAP TIME	MPH	DIFF	TIME OF DAY	
1 -		26.634	1:14.922	58.04	9.960	16:04:39.109	
2 -	39.685	25.277	1:04.962 (1)	66.94		16:05:44.071	

BMCRC - MRO Championships 2022 - Rnd 1 @ Brands Hatch Indy

BMCRC Thunderbike Sport & Rookie Minitwins

RACE 13 - BEST SECTORS

SECTOR 1			SECTOR 2			IDEAL / BEST COMPARISON						
POS	NO	NAME	TIME	NO	NAME	TIME	POS	NO	NAME	IDEAL	BEST	DIFF
									PERFECT LAP	59.395		
1	33	BLACKFORD	36.081	828	SPENCER	23.314	1	33	BLACKFORD	59.925	1:00.056	0.131
2	54	JAMISON	36.331	54	JAMISON	23.691	2	828	SPENCER	1:00.022	1:00.022	0.000
3	292	CALDWELL	36.433	69	RUSSO	23.693	3	54	JAMISON	1:00.022	1:00.370	0.348
4	81	MAY	36.701	49	CHAYTOR	23.796	4	292	CALDWELL	1:00.367	1:00.367	0.000
5	828	SPENCER	36.708	33	BLACKFORD	23.844	5	69	RUSSO	1:00.676	1:01.083	0.407
6	69	RUSSO	36.983	191	GRACE	23.933	6	49	CHAYTOR	1:00.959	1:01.002	0.043
7	78	FRAMPTON	37.129	292	CALDWELL	23.934	7	81	MAY	1:01.454	1:01.454	0.000
8	49	CHAYTOR	37.163	48	WALLIS	24.205	8	624	FEDRICK	1:01.727	1:02.073	0.346
9	624	FEDRICK	37.470	624	FEDRICK	24.257	9	78	FRAMPTON	1:01.772	1:01.968	0.196
10	84	BRANCO	37.556	627	MONK	24.347	10	84	BRANCO	1:01.907	1:01.907	0.000
11	48	WALLIS	37.765	84	BRANCO	24.351	11	48	WALLIS	1:01.970	1:02.494	0.524
12	58	LAWSON	37.800	116	FAITH	24.530	12	191	GRACE	1:01.988	1:01.988	0.000
13	91	WEST	37.939	91	WEST	24.602	13	58	LAWSON	1:02.461	1:02.461	0.000
14	138	JARMIN	37.948	75	MAY	24.635	14	91	WEST	1:02.541	1:03.144	0.603
15	191	GRACE	38.055	78	FRAMPTON	24.643	15	627	MONK	1:02.754	1:02.988	0.234
16	117	WRIGHT	38.191	58	LAWSON	24.661	16	138	JARMIN	1:02.874	1:02.874	0.000
17	72	LAWSON	38.246	81	MAY	24.753	17	75	MAY	1:02.904	1:02.904	0.000
18	75	MAY	38.269	138	JARMIN	24.926	18	116	FAITH	1:03.379	1:03.560	0.181
19	130	JONES	38.270	139	MARLEY	24.950	19	72	LAWSON	1:03.523	1:03.523	0.000
20	52	BAYLEY	38.406	72	LAWSON	25.277	20	117	WRIGHT	1:03.604	1:03.612	0.008
21	627	MONK	38.407	39	COVILL	25.277	21	139	MARLEY	1:03.708	1:03.708	0.000
22	139	MARLEY	38.758	117	WRIGHT	25.413	22	130	JONES	1:03.744	1:03.844	0.100
23	116	FAITH	38.849	130	JONES	25.474	23	39	COVILL	1:04.326	1:04.962	0.636
24	39	COVILL	39.049	52	BAYLEY	25.945	24	52	BAYLEY	1:04.351	1:04.675	0.324
25	271	BUTTERS	40.294	45	QUINCE	26.143	25	45	QUINCE	1:06.711	1:06.711	0.000
26	45	QUINCE	40.568	271	BUTTERS	26.532	26	271	BUTTERS	1:06.826	1:06.826	0.000
27	152	DOWNES	42.462	152	DOWNES	27.211	27	152	DOWNES	1:09.673	1:10.418	0.745
28												

BMCRC - MRO Championships 2022 - Rnd 1 @ Brands Hatch Indy

BMCRC Thunderbike Sport & Rookie Minitwins

RACE 13 - STATISTICS

Competitors Started 27
Planned Start 2022-03-13 @ 15:00:00.000
Actual Start 2022-03-13 @ 16:03:24.186
Finish Time 2022-03-13 @ 16:09:33.288
Track Length 1.2079mi.
Total Laps 155
Total Distance Covered 187.2315mi.

Session Fastest Lap History

NO	CL	NAME	LAP TIME	TIME OF DAY	LAP	VEHICLE
54		Adam JAMISON	1:00.371	16:05:30.262	2	Yamaha R6
54		Adam JAMISON	1:00.370	16:06:30.633	3	Yamaha R6
33	RMT	Luke BLACKFORD	1:00.056	16:07:40.478	4	Suzuki SV650
828		David SPENCER	1:00.022	16:08:47.276	5	Suzuki GSXR 600

Session Leader History

NO	CL	NAME	FROM LAP	LAPS LED	DISTANCE	VEHICLE
54		Adam JAMISON	1	6	7.24 miles	Yamaha R6

Flag History

TYPE	TIME OF DAY
GREEN	16:03:24.186
FINISH	16:09:33.288

Flag Statistics

TYPE	COUNT	TOTAL LAPS	TOTAL TIME
Green	1	6	7:23.103
Red	0	0	0.000
Safety Car	0	0	0.000
FCY	0	0	0.000

BMCRC - MRO Championships 2022 - Rnd 1 @ Brands Hatch Indy

BMCRC Thunderbike Sport & Rookie Minitwins

RACE 13 - STATISTICS

CLASS :

14 Starters

Fastest Lap History

NO	NAME	LAP TIME	TIME OF DAY	LAP	VEHICLE
54	Adam JAMISON	1:00.371	16:05:30.262	2	Yamaha R6
54	Adam JAMISON	1:00.370	16:06:30.633	3	Yamaha R6
828	David SPENCER	1:00.022	16:08:47.276	5	Suzuki GSXR 600

Leader History

NO	NAME	FROM LAP	LAPS LED	DISTANCE	VEHICLE
54	Adam JAMISON	1	6	7.24 miles	Yamaha R6

BMCRC - MRO Championships 2022 - Rnd 1 @ Brands Hatch Indy

BMCRC Thunderbike Sport & Rookie Minitwins

RACE 13 - STATISTICS

CLASS : R

2 Starters

Fastest Lap History

NO	NAME	LAP TIME	TIME OF DAY	LAP	VEHICLE
292	Tommi CALDWELL	1:04.670	16:05:39.935	2	Yamaha YZF-R6
292	Tommi CALDWELL	1:03.371	16:06:43.305	3	Yamaha YZF-R6
292	Tommi CALDWELL	1:02.246	16:07:45.552	4	Yamaha YZF-R6
292	Tommi CALDWELL	1:01.031	16:08:46.583	5	Yamaha YZF-R6
292	Tommi CALDWELL	1:00.367	16:09:46.950	6	Yamaha YZF-R6

Leader History

NO	NAME	FROM LAP	LAPS LED	DISTANCE	VEHICLE
292	Tommi CALDWELL	1	6	7.24 miles	Yamaha YZF-R6

BMCRC - MRO Championships 2022 - Rnd 1 @ Brands Hatch Indy

BMCRC Thunderbike Sport & Rookie Minitwins

RACE 13 - STATISTICS

CLASS : RMT

11 Starters

Fastest Lap History

NO	NAME	LAP TIME	TIME OF DAY	LAP	VEHICLE
33	Luke BLACKFORD	1:02.194	16:05:39.782	2	Suzuki SV650
33	Luke BLACKFORD	1:00.641	16:06:40.422	3	Suzuki SV650
33	Luke BLACKFORD	1:00.056	16:07:40.478	4	Suzuki SV650

Leader History

NO	NAME	FROM LAP	LAPS LED	DISTANCE	VEHICLE
91	Ben WEST	1	1	1.20 miles	Suzuki SV650
33	Luke BLACKFORD	2	5	6.03 miles	Suzuki SV650